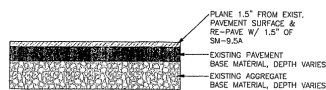


**VDOT STANDARD CG-6  
CONCRETE CURB AND GUTTER**  
NO SCALE



**TYPICAL SECTION - PAVEMENT OVERLAY**  
NO SCALE

**GENERAL NOTES:**

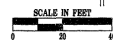
ALL DIMENSIONS SHOWN HEREON ARE TO BACK OF CURB OR FORM THE MIDDLE OF PIPE TO MIDDLE OF PIPE.  
THE CONTRACTOR SHALL REPAIR ALL PAVEMENT DISTURBED AS A RESULT OF CONSTRUCTION OPERATIONS.  
SANITARY SEWER CLEANOUTS AND LATERALS HAVE BEEN REPLACED FROM THE BUILDING TO THE BACK OF CURB AS PART OF WORK PERFORMED IN THE LATE '80'S. THE CONTRACTOR SHALL CONNECT TO EXISTING LATERALS AT OR NEAR THE BACK OF CURB, AND REPLACE CLEANOUTS AT THE DIRECTION OF THE OWNER.

**KEYNOTES:**


- 21 NEW FIRE HYDRANT, 8" VALVE, 6" PIPE AND 8"x6" TEE (REMOVE EXISTING HYDRANT, VALVE, ETC.)
- 22 NOT USED
- 23 NOT USED
- 24 NOT USED
- 25 NOT USED
- 26 REMOVE EXISTING WATERLINE WHEN IN CONFLICT WITH CONSTRUCTION OF SANITARY SEWER (FOR OPEN-CUT ALTERNATE), ABANDON EXISTING WATERLINE IN PLACE WHERE NO CONFLICT OCCURS WITH NEW CONSTRUCTION. PROVIDE APPROPRIATE PLUGS TO WATERLINE ABANDONED IN PLACE.
- 27 ALL ROOF LEADERS (RL) SHALL BE REMOVED DURING DEMOLITION OF SIDEWALK AND CURB AND GUTTER. THE CONTRACTOR SHALL REPLACE ALL (RL) WITH TRENCH DRAIN (TD) IN ACCORDANCE WITH THE DETAIL AS SHOWN ON SHEET 8.
- 28 NEW VDOT STD. CG-6 CONCRETE CURB AND GUTTER, REFER TO DETAIL ON SHEET 6. CONTRACTOR SHALL INSTALL CURB AND GUTTER IN THE SAME LOCATION AS EXISTING AND ENSURE THAT RUNOFF DRAINS AWAY FROM ENTRANCES, AND BUILDINGS AND TOWARD EXISTING INLETS.
- 29 NEW CONCRETE SIDEWALK, SEE DETAIL ON SHEET 7 FOR TYPICAL SIDEWALK SECTION. CONTRACTOR SHALL CONSTRUCT SIDEWALK SUCH THAT RUNOFF IS DIRECTED TOWARD CURB AND GUTTER AND AWAY FROM BUILDINGS. CONTRACTOR SHALL INSTALL EXPANSION JOINT MATERIAL AROUND ALL EXISTING LIGHT POLES, WATER METERS & VALVE BOXES, GAS VALVES ETC., PRIOR TO POURING NEW SIDEWALKS.
- 30 NOT USED
- 31 NEW VDOT STD. CG-12 HANDICAP RAMP, SEE DETAIL ON SHEET 8.
- 32 NEW DRIVE AND DIMENSIONS AS SHOWN ON PLANS. SEE DETAIL ON SHEET 9.
- 33 LIMITS OF PAVEMENT PLANING AND OVERLAY. REFER TO TYPICAL SECTION - PAVEMENT OVERLAY ON SHEET 6.
- 34 EXISTING CURB AND GUTTER TO REMAIN.

**KEYNOTES:**

- 1 NEW 8" SANITARY SEWER, REFER TO SHEET 12 FOR PROFILE AND ADDITIONAL INFORMATION. NOTE DRAWINGS ARE DRAWN FOR OPEN CUT ALTERNATE.
- 2 NOT USED
- 3 LONG SIDE SEWER LATERAL - REPLACE WITH NEW PIPE AND FITTING
- 4 NEW 8" WATERLINE, REFER TO SHEET 14 FOR PROFILE AND ADDITIONAL INFORMATION.
- 5 NOT USED
- 6 8"x8" CROSS AND 8" VALVES
- 7 NOT USED
- 8 8"x8" TEE, 8" VALVES, 8"x6" REDUCER & 6" RESTRAINED PLUG
- 9 NOT USED
- 10 NOT USED
- 11 8"x8" TEE
- 12 NOT USED
- 13 NOT USED
- 14 NOT USED
- 15 6" RESTRAINED PLUG(S)
- 16 NOT USED
- 17 NOT USED
- 18 CONNECT WATER SERVICE TO NEW PIPE
- 19 NOT USED
- 20 NOT USED
- 21 NOT USED



436 393210 6/8




Revisions	Date

Drawn By: JRM	Checked By: JRM
Designed By: JRM	Drawn Date: 10-20-2001

**Mattem & Craig**  
CONSULTANTS  
301 WEST STREET, S.W.  
ROANOKE, VIRGINIA 24004  
TEL: (540) 340-7991  
FAX: (540) 340-7991

**DOWNTOWN IMPROVEMENTS  
PLAN - LEE AVENUE  
IMPROVEMENTS**  
TOWN OF VINTON, VIRGINIA

Vertical Scale:	1"=10'
Horizontal Scale:	1"=30'
Commission Number:	19558
Sheet No.:	6



822