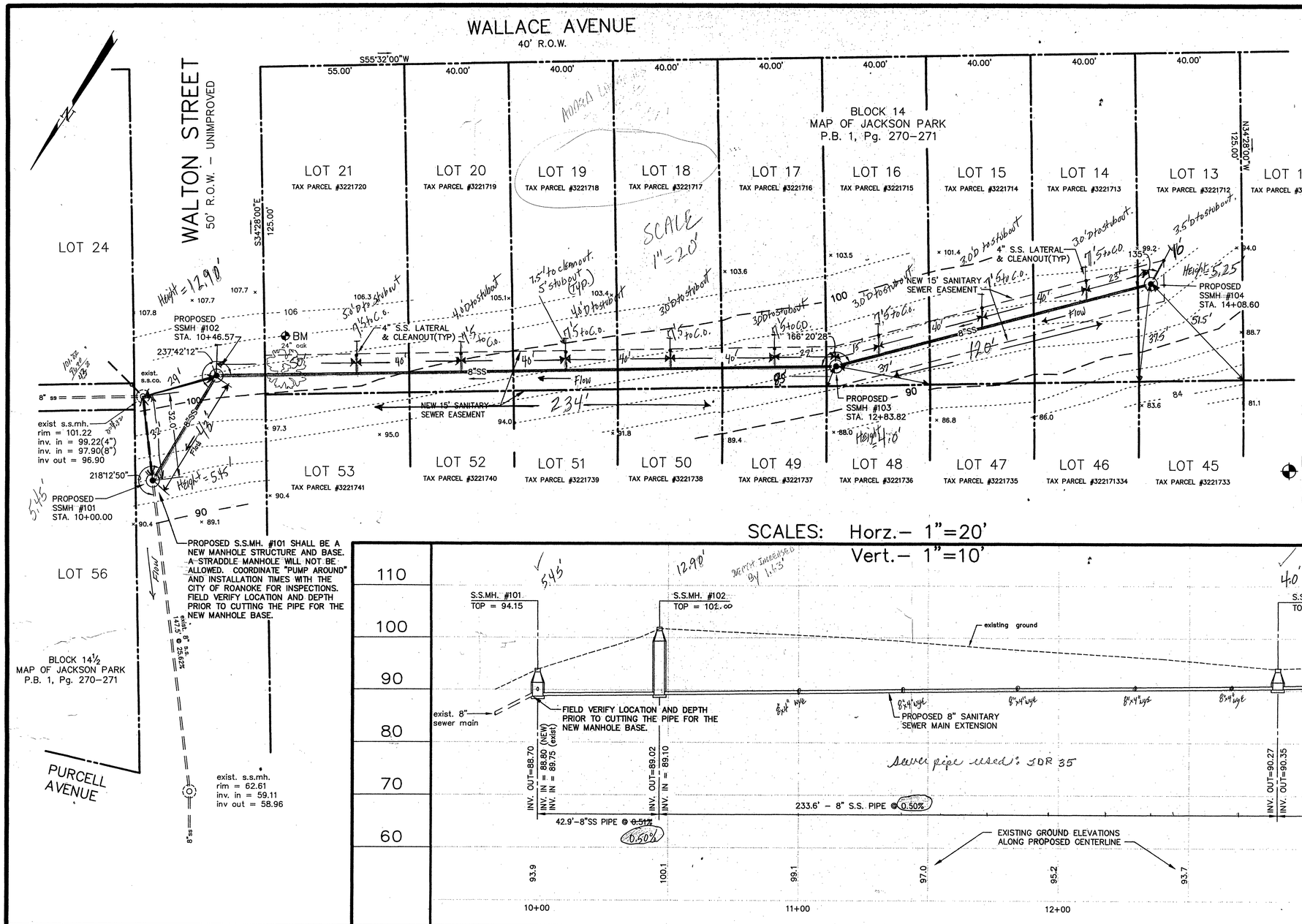

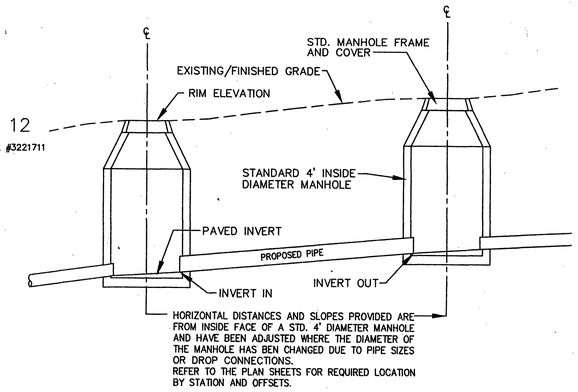

MANHOLE CONSTRUCTION INFORMATION

BENCHMARK:
BRIDGE SPIKE SET IN AN EXISTING 24" OAK TREE
ELEVATION = 102.77

SCALES: Horz.– 1"=20'
Vert.– 1"=10'

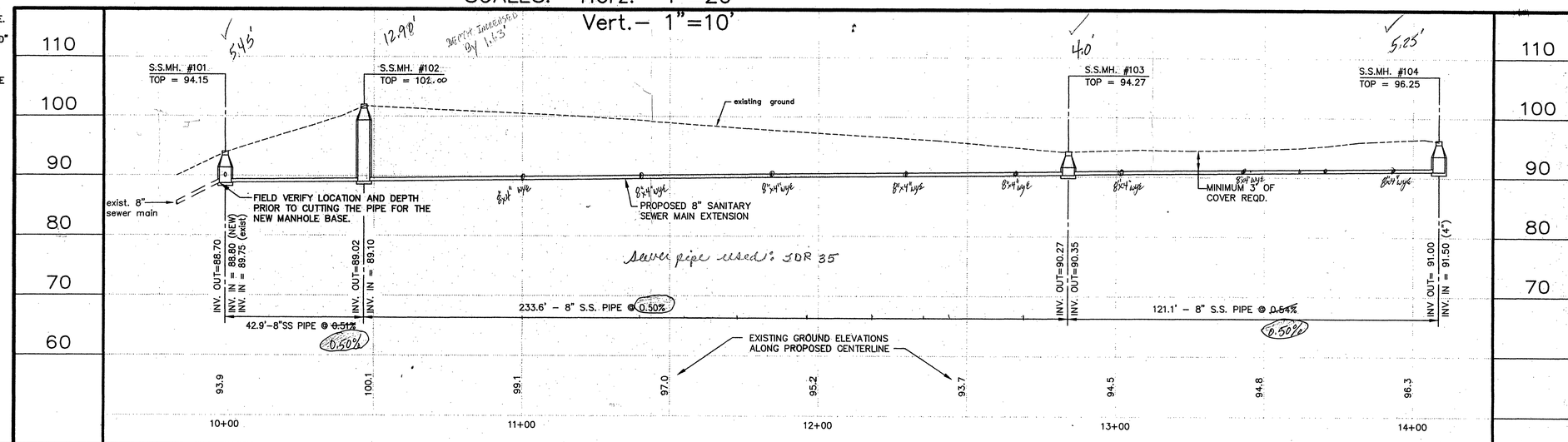

As Builts Schneider Job
9-27-02
Brian Hamilton: superintendant

NOTE:
ALL NEW SANITARY SEWER APPURTENANCES AND INSTALLATION OF SHALL BE IN ACCORDANCE WITH THE CITY OF ROANOKE STANDARDS AND SPECIFICATIONS

REFER TO SHEET C-3 FOR STANDARD DETAILS

COMMONWEALTH OF VIRGINIA
FRANK B. CALDWELL, III
NO. 9184
PROFESSIONAL ENGINEER

REVISED – 7/17/02: relocate easement southerly from boundary line

PLAN & PROFILE
ROBERT SCHNEIDER CONSTRUCTION CO.
PROPOSED SANITARY SEWER EXTENSION
SITUATE WALTON STREET (UNIMPROVED)
ROANOKE CITY, VIRGINIA

Designed:	J.V. Judy
Drawn:	J.V. Judy
Checked:	F.B. Caldwell
Date:	April 26, 2002
Scale:	1"=20'
Tax Parcel:	3221712 to 1720
Field Book:	Wes #15

CWA
CALDWELL WHITE ASSOCIATES
ENGINEERS / SURVEYORS / PLANNERS
4203 MELROSE AVENUE, N.W.
Post Office Box 6260
ROANOKE, VIRGINIA 24017
Telephone: (540) 366-3400 Fax: (540) 366-8702
EMAIL: CWAROANOKE @ AOL.COM