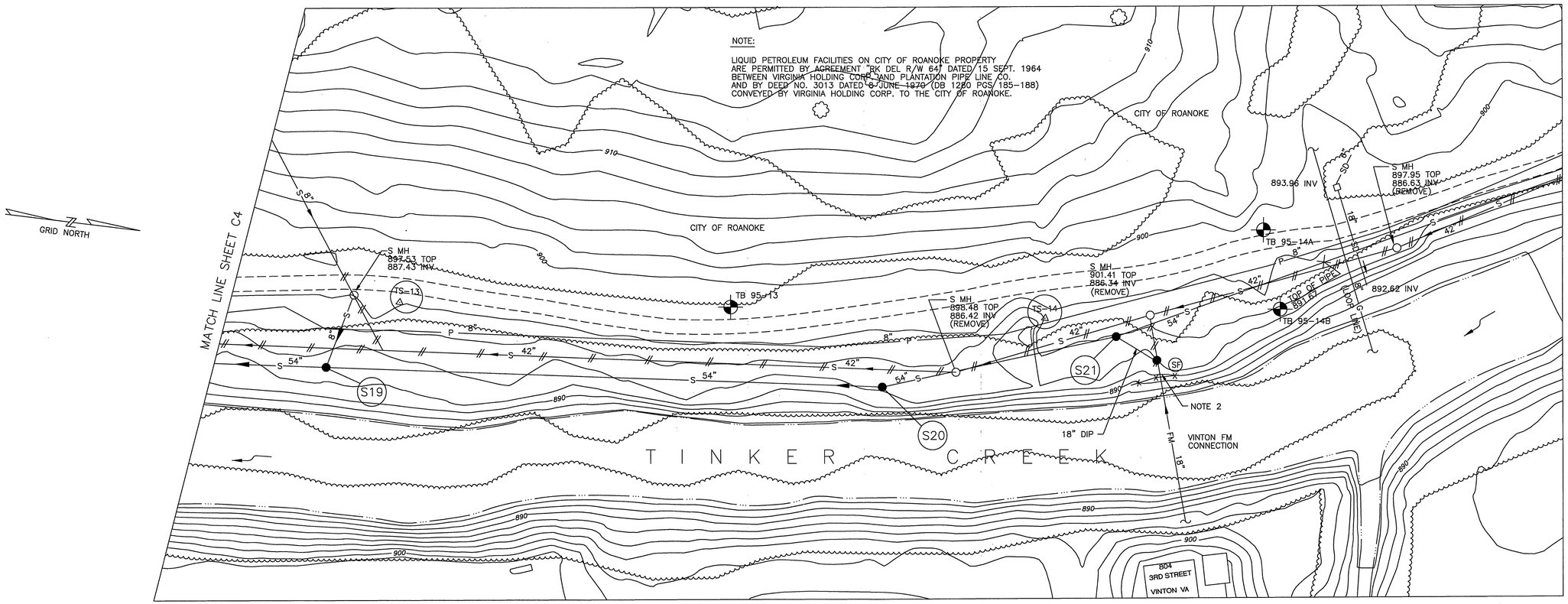

PLAN
SCALE: 1"=30'

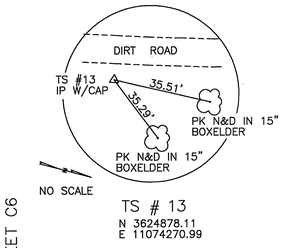

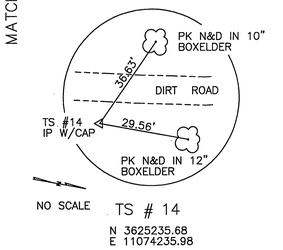

NOTE:

1. SEE SHEET G3 FOR STRUCTURE INFORMATION.
2. COORDINATE OUTAGE WITH THE TOWN OF VINTON AND COMPLY WITH REQUIREMENTS CONTAINED IN THE SPECIAL CONDITIONS OF THE PROJECT MANUAL. FORCE MAIN OPERATING PRESSURE IS APPROXIMATELY 5 PSI.

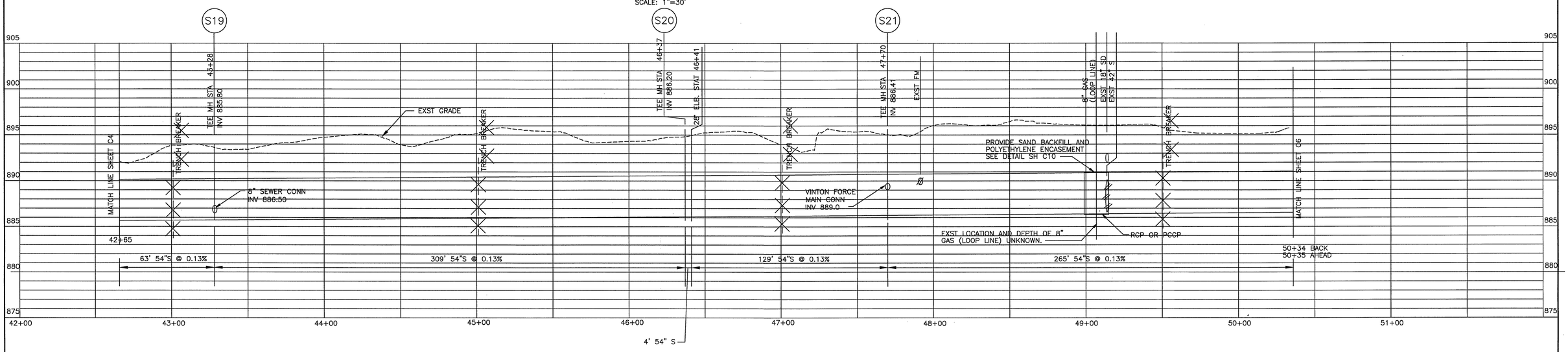

HAYES, SEAY, MATTERN & MATTERN, INC. ARCHITECTS/ENGINEERS/PLANNERS ROANOKE, VIRGINIA	DESIGNED: DMH	REVISIONS		
		DATE	BY	DESCRIPTION
	DRAWN: MHL	2/3/97	DMH	ALIGNMENT REVISED BETWEEN S18 AND S20
		10/15/98	MNH	RECORD DRAWINGS SEE SHEET G1 FOR NOTE
	CHECKED:			
	APPROVED:			

GRAPHIC SCALES
VERTICAL 1" = 5' (5' 0 5' 10')
HORIZONTAL 1" = 30' (30' 15' 0 30' 60')

TINKER CREEK INTERCEPTOR SEWER
CITY OF ROANOKE, VIRGINIA

PLAN AND PROFILE
STA 42+65 TO STA 50+35

COMM. NO.: 7211 | SCALE: AS NOTED | DATE: MAY 17, 1996

PROJECT NO.: 6317
CONTRACT A
SHEET NO.
C5
RECORD DRAWINGS

7211C5AX C7211 26 AUG 98 REV. G ACAD MNH PLOT SCALE: 1=30 XREF: -97'00'00"