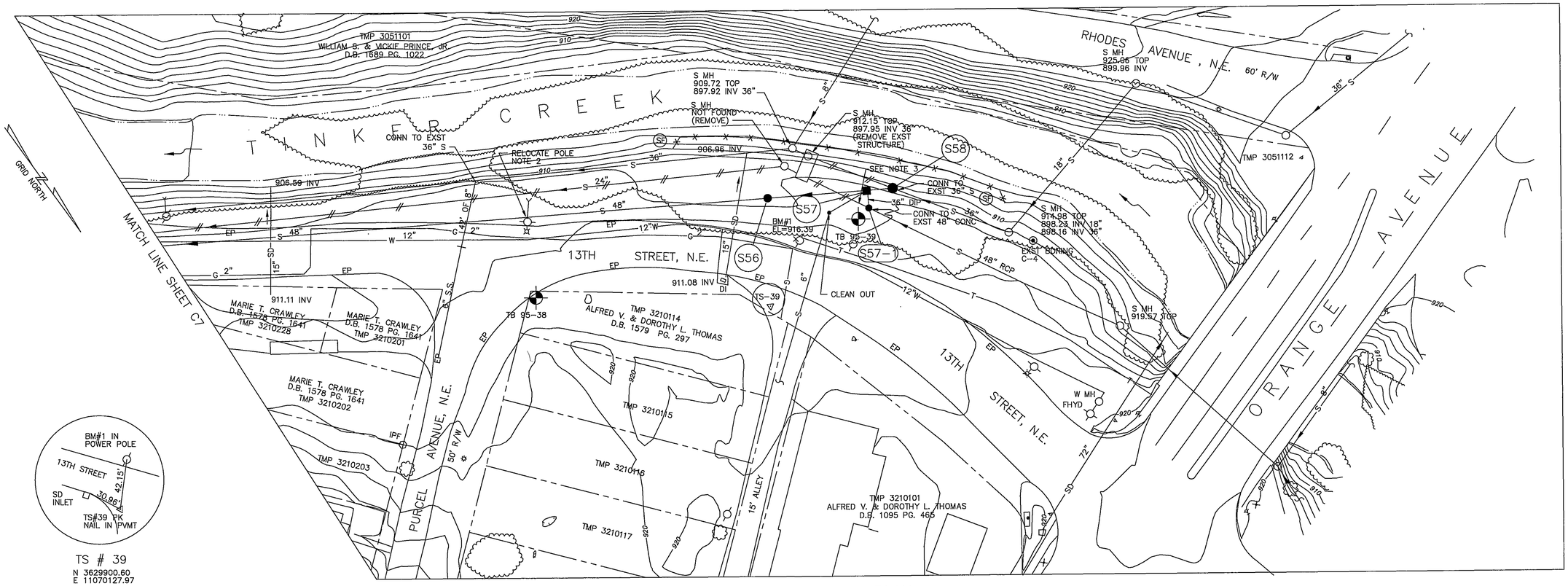

PLAN
SCALE: 1"= 30'

NOTE:

1. SEE SHEET G3 FOR STRUCTURE INFORMATION.
2. COORDINATE RELOCATION OF EXISTING POLE BY C&P TELEPHONE CO.
3. SEE PROFILE THIS SHEET.

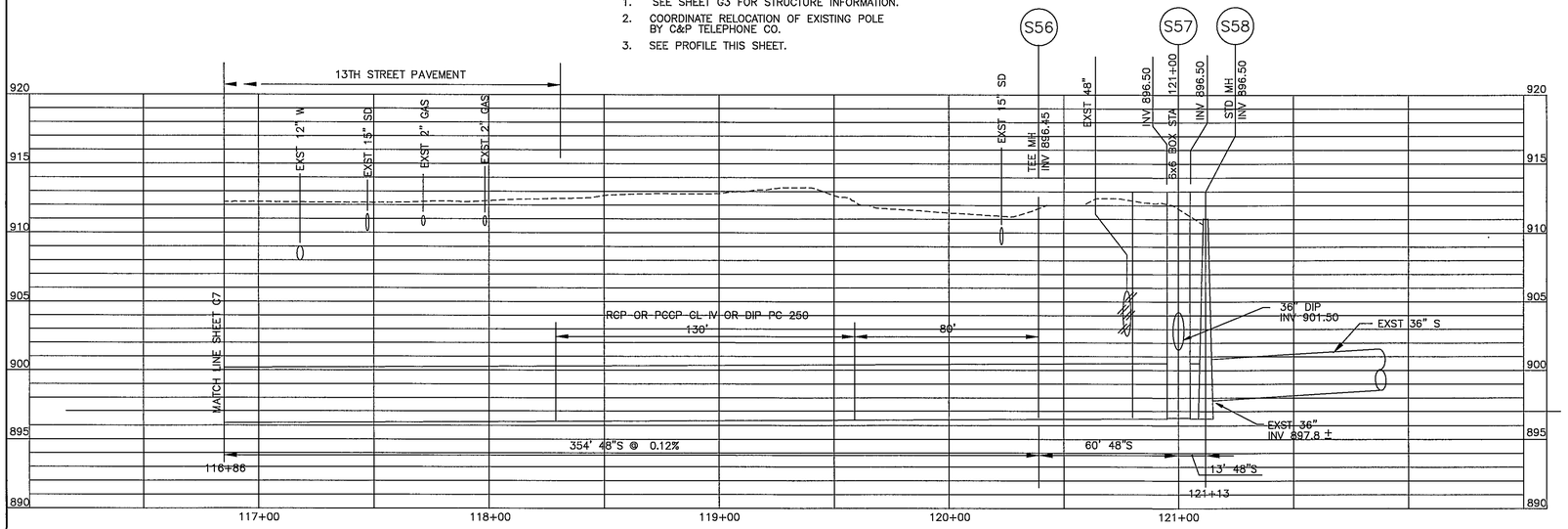

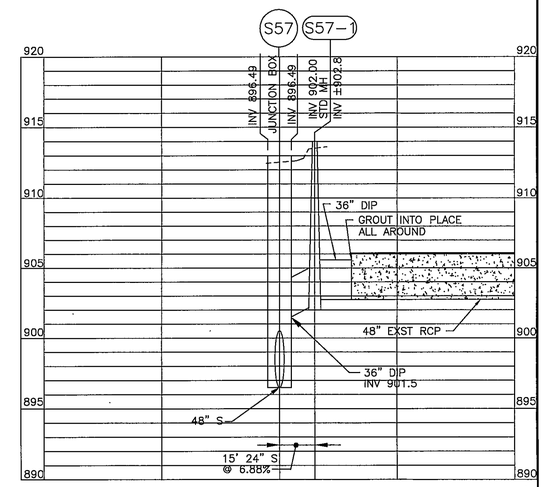

36" SEWER CONN AT JB S57

HAYES, SEAY, MATTERN & MATTERN, INC. ARCHITECTS/ENGINEERS/PLANNERS ROANOKE, VIRGINIA	DESIGNED: DMH DRAWN: MHL CHECKED: APPROVED:	REVISIONS DATE / BY / DESCRIPTION 10/15/98 / MNH / RECORD DRAWINGS SEE SHEET G1 FOR NOTE	GRAPHIC SCALES VERTICAL 1" = 5' (5' 0 5' 10') HORIZONTAL 1" = 30' (30' 15' 0 30' 60')	TINKER CREEK INTERCEPTOR SEWER CITY OF ROANOKE, VIRGINIA PLAN AND PROFILE STA 116+86 TO STA 121+13 COMM. NO.: 7211 / SCALE: AS NOTED / DATE: MAY 17, 1996

PROJECT NO.: 6317
CONTRACT B
SHEET NO.
C8
RECORD DRAWINGS

7211C8B C7211 22SEPT98 REV. H ACAD MNH PLOT SCALE: 1=30 XREF: -144°00'00"