MC-SERIES END CAP INSERTION DETAIL

NTS

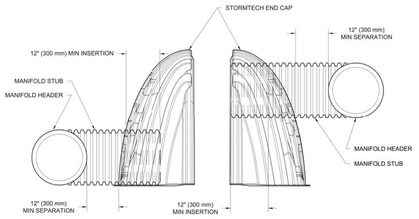

NOTE: MANIFOLD STUB MUST BE LAID HORIZONTAL FOR A PROPER FIT IN END CAP OPENING.

UNDERDRAIN DETAIL

NTS

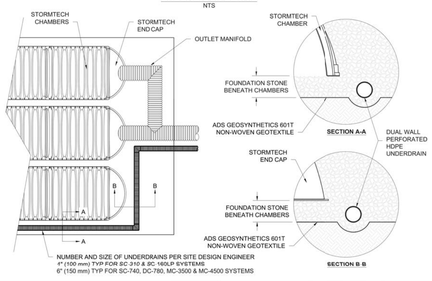

MC-4500 TECHNICAL SPECIFICATION

NTS

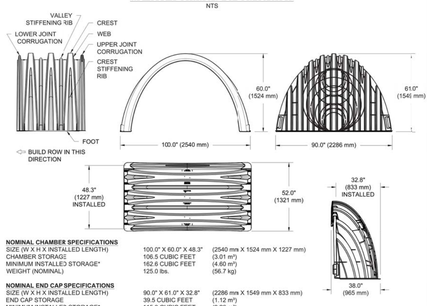

NOMINAL CHAMBER SPECIFICATIONS

SIZE (W X H X INSTALLED LENGTH)	100.0" X 60.0" X 48.3"	(2540 mm X 1524 mm X 1227 mm)
CHAMBER STORAGE	106.5 CUBIC FEET	(3.01 m^3)
MINIMUM INSTALLED STORAGE*	162.6 CUBIC FEET	(4.60 m^3)
WEIGHT (NOMINAL)	125.0 lbs.	(56.7 kg)

NOMINAL END CAP SPECIFICATIONS

SIZE (W X H X INSTALLED LENGTH)	90.0" X 61.0" X 32.8"	(2286 mm X 1549 mm X 833 mm)
END CAP STORAGE	39.5 CUBIC FEET	(1.12 m^3)
MINIMUM INSTALLED STORAGE*	115.3 CUBIC FEET	(3.26 m^3)
WEIGHT (NOMINAL)	90 lbs.	(40.8 kg)

*ASSUMES 12" (305 mm) STONE ABOVE, 9" (229 mm) STONE FOUNDATION AND BETWEEN CHAMBERS, 12" (305 mm) STONE PERIMETER IN FRONT OF END CAPS AND 40% STONE POROSITY.

PARTIAL CUT HOLES AT BOTTOM OF END CAP FOR PART NUMBERS ENDING WITH "B"
PARTIAL CUT HOLES AT TOP OF END CAP FOR PART NUMBERS ENDING WITH "T"
END CAPS WITH A PREFABRICATED WELDED STUB END WITH "W"

PART #	STUB	B	C
MC4500IEPP06T	6" (150 mm)	42.54" (1081 mm)	---
MC4500IEPP06B		---	0.86" (22 mm)
MC4500IEPP08T	8" (200 mm)	40.50" (1029 mm)	---
MC4500IEPP08B		---	1.01" (26 mm)
MC4500IEPP10T	10" (250 mm)	38.37" (975 mm)	---
MC4500IEPP10B		---	1.33" (34 mm)
MC4500IEPP12T	12" (300 mm)	35.69" (907 mm)	---
MC4500IEPP12B		---	1.55" (39 mm)
MC4500IEPP15T	15" (375 mm)	32.72" (831 mm)	---
MC4500IEPP15B		---	1.70" (43 mm)
MC4500IEPP18T	18" (450 mm)	29.36" (746 mm)	---
MC4500IEPP18TW			
MC4500IEPP18B		---	1.97" (50 mm)
MC4500IEPP18BW			
MC4500IEPP24T	24" (600 mm)	23.05" (585 mm)	---
MC4500IEPP24TW			
MC4500IEPP24B		---	2.26" (57 mm)
MC4500IEPP24BW			
MC4500IEPP30BW	30" (750 mm)	---	2.95" (75 mm)
MC4500IEPP36BW	36" (900 mm)	---	3.25" (83 mm)
MC4500IEPP42BW	42" (1050 mm)	---	3.55" (90 mm)

NOTE: ALL DIMENSIONS ARE NOMINAL

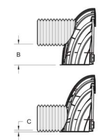

CUSTOM PREFABRICATED INVERTS ARE AVAILABLE UPON REQUEST. INVENTORIED MANIFOLDS INCLUDE 12-24" (300-600 mm) SIZE ON SIZE AND 15-48" (375-1200 mm) ECCENTRIC MANIFOLDS. CUSTOM INVERT LOCATIONS ON THE MC-4500 END CAP CUT IN THE FIELD ARE NOT RECOMMENDED FOR PIPE SIZES GREATER THAN 10" (250 mm). THE INVERT LOCATION IN COLUMN 'B' ARE THE HIGHEST POSSIBLE FOR THE PIPE SIZE.

WOODSPRING SUITES
ROANOKE, VA

DATE:	05/24/2021
DRAWN:	MFS
PROJECT #:	52224243
CHECKED:	RWD

DATE	DRWN	CHKD	DESCRIPTION

Stormtech
540 CROSSPOINT PARKWAY
GUILFORD, CT 06437
800.592.5240 | 888.892.2694 | WWW.STORMTECH.COM

ADS
4640 TRUEMAN BLVD
HILLIARD, OH 43026
800.821.6710 | WWW.ADSPIPE.COM

THE INFORMATION HEREIN PROVIDED BASED ON INFORMATION PROVIDED BY STORMTECH. ADS MAKES NO REPRESENTATIONS OR WARRANTIES, EXPRESSED OR IMPLIED, AS TO THE ACCURACY OR ADEQUACY OF THIS INFO. PROVIDED BY STORMTECH. ADS'S TITLE TO PRODUCTS SOLD IS LIMITED TO THE TERMS SET FORTH IN ADS'S CURRENT STANDARD TERMS AND CONDITIONS OF SALE, COPIES OF WHICH ARE FURNISHED UPON REQUEST.

5 SHEET OF 5

2016 ROAD & BRIDGE STANDARDS

SWM-DR

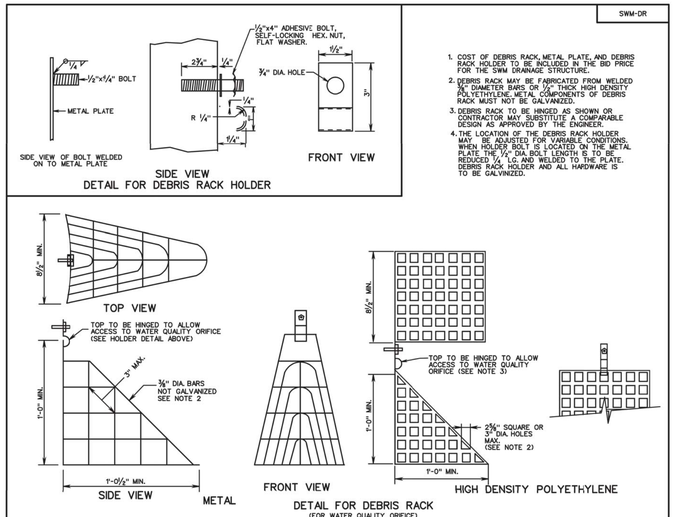

1. COST OF DEBRIS RACK, METAL PLATE, AND DEBRIS RACK HOLDER TO BE INCLUDED IN THE BID PRICE FOR THE SWM DRAINAGE STRUCTURE.
2. DEBRIS RACK MAY BE FABRICATED FROM WELDED 3/8" DIAMETER BARS OR 1/2" THICK HIGH DENSITY POLYETHYLENE. METAL COMPONENTS OF DEBRIS RACK MUST NOT BE GALVANIZED.
3. DEBRIS RACK TO BE HINGED AS SHOWN OR CONTRACTOR MAY SUBSTITUTE A COMPARABLE DESIGN AS APPROVED BY THE ENGINEER.
4. THE LOCATION OF THE DEBRIS RACK HOLDER MAY BE ADJUSTED FOR VARIABLE CONDITIONS. WHEN HOLDER BOLT IS LOCATED ON THE METAL PLATE THE 1/2" DIA. BOLT LENGTH IS TO BE REDUCED 1/4" LG. AND WELDED TO THE PLATE. DEBRIS RACK HOLDER AND ALL HARDWARE IS TO BE GALVINIZED.

SPECIFICATION REFERENCE	STORMWATER MANAGEMENT (SWM) DETAILS	VDOT ROAD AND BRIDGE STANDARDS
302	DEBRIS RACK, METAL PLATE, WATER QUALITY ORIFICE, CONCRETE CRADLE (FOR SWM DRAINAGE STRUCTURES, SWM RISER PIPES AND SWM DAMS) VIRGINIA DEPARTMENT OF TRANSPORTATION	REVISION DATE / SHEET 2 OF 5 / 114.05

2016 ROAD & BRIDGE STANDARDS

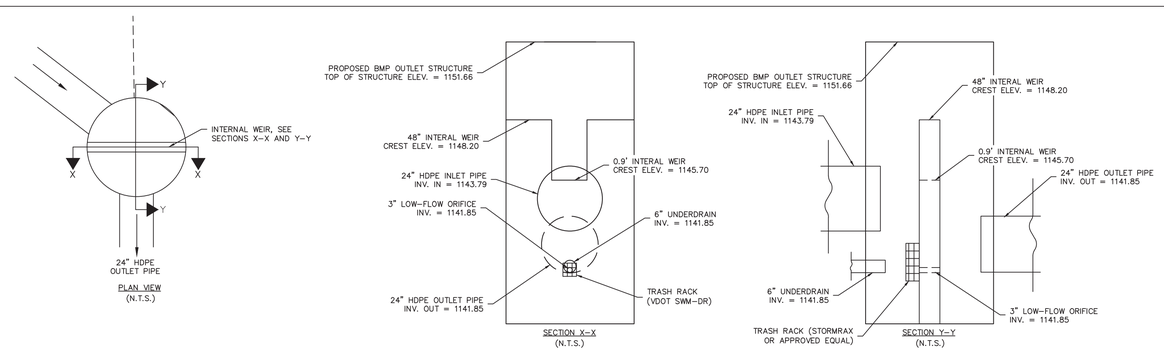

STRUCTURE #6: OUTLET CONTROL STRUCTURE DETAIL

NOT TO SCALE

Draper Aden Associates
Engineering • Surveying • Environmental Services
2206 South Main Street
Blacksburg, VA 24060
540-552-0444 Fax: 540-552-0291
www.daa.com
• Raleigh, NC
• Fayetteville, NC
• Richmond, VA
• Charlottesville, VA
• Northern Virginia
• Hampton Roads, VA
• Virginia Beach, VA

COMMONWEALTH OF VIRGINIA
KELLEN MARIE JOHNSON
Lic. No. 053607
05/24/2021
PROFESSIONAL ENGINEER

UNDERGROUND DETENTION SYSTEM DETAILS

3rd Review

REVISIONS

DESIGNED BY:	KMJ
DRAWN BY:	DEP
CHECKED BY:	CAH
SCALE:	N/A
DATE:	MAY 24, 2021
PROJECT NUMBER:	20010271-010301

C604

New Facility for
WOODSPRING SUITES
3812 Peters Creek Road
Roanoke County, Virginia

SHEET 15 OF 35

APPROVED, 8/4/2021

P:\2020\20010200\20010271\20010271-010301\CAD\20010271-010301 DSN\20010271 - Details.dwg, June 2, 2021 7:46:35 AM