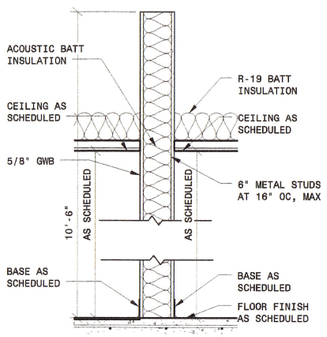

1 PARTITION TYPE 1
3/4" = 1'-0"

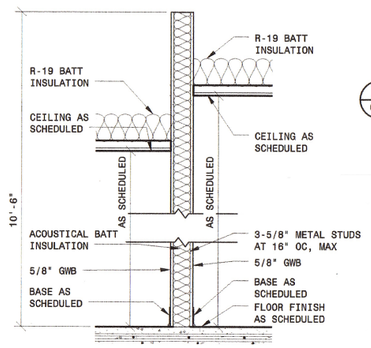

2 PARTITION TYPE 1
3/4" = 1'-0"

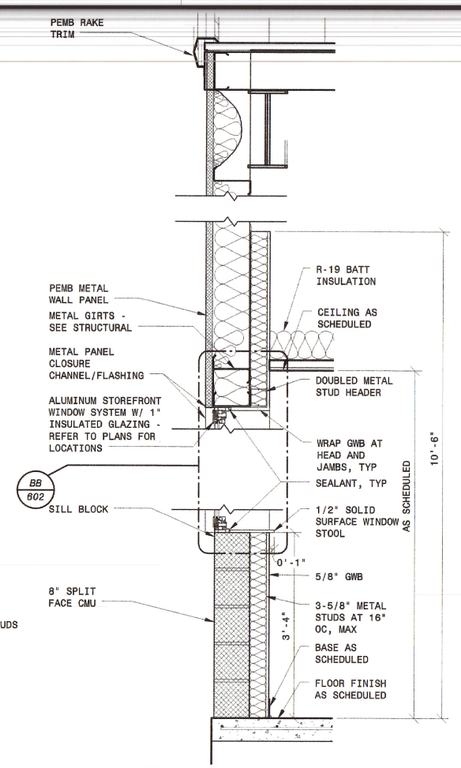

3 PARTITION TYPE 3
3/4" = 1'-0"

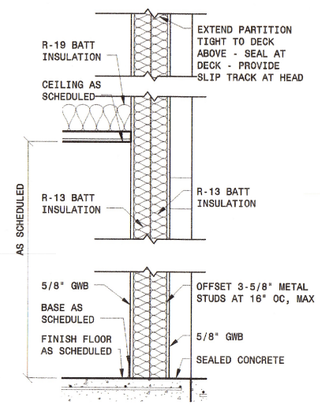

4 PARTITION TYPE 4
3/4" = 1'-0"

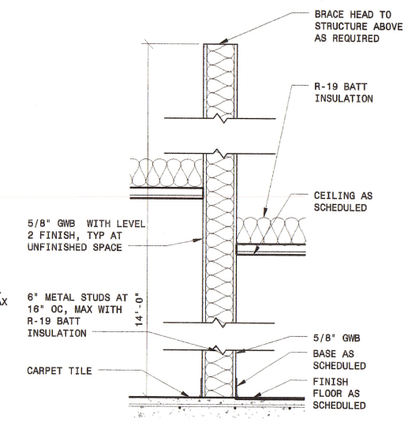

5 PARTITION TYPE 5
3/4" = 1'-0"

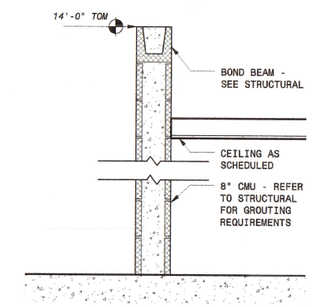

6 PARTITION TYPE 6
3/4" = 1'-0"

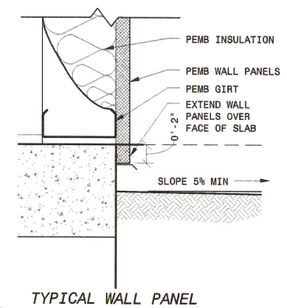

B TYPICAL WALL PANEL TERMINATION DETAIL
1 1/2" = 1'-0"

ISSUED FOR CONSTRUCTION

THE LANE GROUP
134 DEPOT AVENUE
CHILHOWIE, VA 24319
P: 276.646.2520 F: 276.646.2580

NO.	BY	CHK	APP
0			

ISSUED FOR CONSTRUCTION
REVISIONS AND RECORD OF ISSUE
DATE: 01/08/15
PW: C:\Users\51021\Documents\27872-ARCH13-CENTRAL(LANE)_5102_CBreading.rvt
SW: XREF1:
SAVED: 1/8/2016 2:03:27 PM XREF2:
PLOTTED: XREF3:
USER: XREF4:
DWG VER: 0

COMMONWEALTH OF VIRGINIA
9.28.15
DOUGLAS C. COVINGTON, II
Lic. No. 012051
ARCHITECT

BLACK & VEATCH
Building a world of difference.
Black & Veatch Corporation
Kansas City, Missouri

BEDFORD REGIONAL WATER AUTHORITY
SMITH MOUNTAIN LAKE WTP & LAKES TO FOREST WATER LINE EXTENSION
ARCHITECTURAL
MEMBRANE/ADMIN BUILDING
ARCHITECTURAL STAND DETAILS

DESIGNED: DCC
DETAILED: AHW
CHECKED: DCC
APPROVED: Approver
DATE: Issue Date

0 1/2 1
IF THIS BAR DOES NOT MEASURE 1" THEN DRAWING IS NOT TO FULL SCALE

CHA PROJECT NO. 000000

A-00-002

D7000

GENERAL ARCHITECTURAL NOTES:

1. UNLESS OTHERWISE NOTED, ALL DIMENSIONS ARE CLEAR DIMENSIONS.

2. THE INTENT OF THE CONTRACT DOCUMENTS IS TO INCLUDE ALL WORK AND ITEMS REQUIRED FOR THE COMPLETION OF THAT WORK. ALL WORK LISTED, SHOWN, OR IMPLIED ON THE CONSTRUCTION DOCUMENTS SHALL BE PROVIDED BY THE CONTRACTOR; AS IT IS REASONABLE TO INFER THE WORK AS NECESSARY TO PROVIDE THE INTENDED RESULT. THE USE OF THE WORD "PROVIDED" IN CONNECTION WITH ANY ITEM SHOWN SHALL MEAN "FURNISHED, INSTALLED, AND CONNECTED," UNLESS NOTED OTHERWISE.

3. CONTRACTOR SHALL BE RESPONSIBLE FOR COORDINATION OF CONSTRUCTION DOCUMENTS AND SHOP DRAWINGS. CONTRACTOR SHALL NOTIFY ARCHITECT IN WRITING, IMMEDIATELY, OF ANY DISCREPANCIES IN PLANS, SHOP DRAWINGS, AND/OR SPECIFICATION. SHOULD A DISCREPANCY BE FOUND, DO NOT PROCEED UNTIL CLARIFICATIONS HAVE BEEN MADE BY THE ARCHITECT/ENGINEER.

4. CONTRACTOR SHALL FIELD VERIFY ALL DIMENSIONS AND FIELD CONDITIONS; DO NOT SCALE DRAWINGS. IF INSUFFICIENT INFORMATION EXISTS, NOTIFY THE ARCHITECT/ENGINEER IMMEDIATELY FOR CLARIFICATION PRIOR TO PROCEEDING WITH THE WORK.

5. ITEMS MARKED "NIC" ARE "NOT IN CONTRACT". SUCH ITEMS ARE INCLUDED IN THE DOCUMENTS AND REQUIRE CONTRACTOR COORDINATION FOR CONSTRUCTION.

6. DETAILS MARKED "TYPICAL" OR "TYP" SHALL APPLY IN ALL CASES UNLESS OTHERWISE NOTED.

7. ALL ITEMS SHOWN ON DRAWINGS SHALL BE ASSUMED TO BE NEW WORK UNLESS NOTED AS EXISTING.

8. MATERIAL HATCHES ARE FOR MATERIAL IDENTIFICATION PURPOSES ONLY. HATCHES ARE NOT TO BE USED FOR MATERIAL QUANTIFICATION.

ABBREVIATIONS (SEE OTHER SHEETS FOR DETAIL-SPECIFIC ABBREVIATIONS)

AFF	ABOVE FINISHED FLOOR
AHU	AIR HANDLING UNIT
ALUM	ALUMINUM
APPROX	APPROXIMATE
ASSOC	ASSOCIATED
BTWN	BETWEEN
CLR	CLEAR
CMU	CONCRETE MASONRY UNIT
CONC	CONCRETE
CONT	CONTINUOUS
CT	CERAMIC TILE
DIA	DIAMETER
DIM	DIMENSION
DWG	DRAWING
EA	EACH
ELEC	ELECTRICAL
EQ	EQUAL
EXIST	EXISTING
FD	FLOOR DRAIN
FEC	FIRE EXTINGUISHER CABINET
FE	FIRE EXTINGUISHER
FIN	FINISH, FINISHED
FRP	FIBERGLASS REINFORCED PLASTIC
FV	FIELD VERIFY
GEN	GENERAL
GWB	GYPSUM WALL BOARD
HDPE	HIGH DENSITY POLYETHYLENE
HDW	HARDWARE
HM	HOLLOW METAL
IHM	INSULATED HOLLOW METAL
INSUL	INSULATION
JAN	JANITOR
MAS	MASONRY
MAX	MAXIMUM
MECH	MECHANICAL
MFR	MANUFACTURER
MIN	MINIMUM
MR	MOISTURE RESISTANT
MTL	METAL, MATERIAL
NIC	NOT IN CONTRACT
OC	ON CENTER
OPP	OPPOSITE
PEMB	PRE-ENGINEERED METAL BUILDING
PTD	PAINT, PAINTED
PT	PRESSURE TREATED
RC	ROOF CAP
RS	ROLLED STEEL
SATC	SUSPENDED ACOUSTICAL TILE CEILING
SIM	SIMILAR
STOR	STORAGE
STRUCT	STRUCTURAL
TOM	TOP OF MASONRY
T/SLAB	TOP OF SLAB
TYP	TYPICAL
UNO	UNLESS NOTED OTHERWISE
VTR	VENT THROUGH ROOF
WD	WOOD

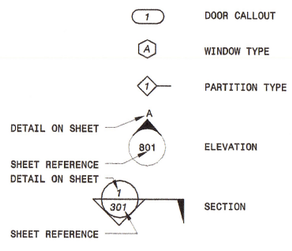

2 SYMBOLS LEGEND
1/8" = 1'-0"

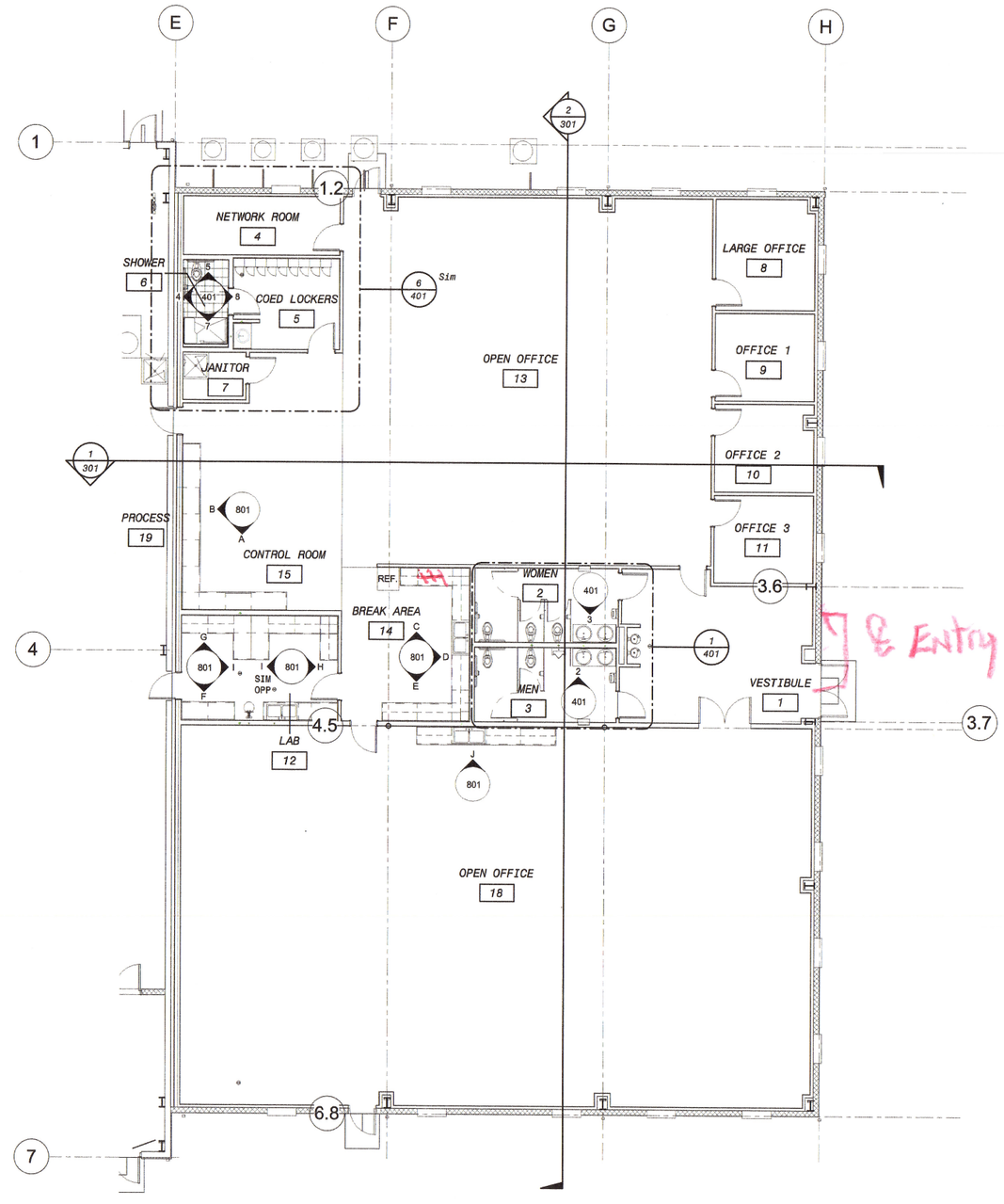

1 PARTIAL DETAIL REFERENCES PLAN
1/8" = 1'-0"

ISSUED FOR CONSTRUCTION

THE LANE GROUP
124 DEPOT AVENUE
CHILHOWIE, VA 24319
P: 276.646.2520 F: 276.646.2590

NO.	DATE	REVISIONS AND RECORD OF ISSUE	BY	CHK	APP
0	01/08/15	ISSUED FOR CONSTRUCTION			

PM: C:\Users\51021\Documents\27972-ARCH13-CENTRAL(LAKE) 5102_CBreeding.rvt
SW:
SAVED: 1/8/2016 2:03:45 PM
PLOTTED:
USER:
DWG VER: 0

XREF1:
XREF2:
XREF3:
XREF4:

COMMONWEALTH OF VIRGINIA
9.28.15
DOUGLAS C. COVINGTON, II
Lic. No. 012051
ARCHITECT

BLACK & VEATCH
Building a world of difference.
Black & Veatch Corporation
Kansas City, Missouri

BEDFORD REGIONAL WATER AUTHORITY
SMITH MOUNTAIN LAKE WTP & LAKES
TO FOREST WATER LINE EXTENSION

PARTIAL DETAIL REFERENCES PLAN

DESIGNED: DCC
DETAILED: AHW
CHECKED: DCC
APPROVED: Approver
DATE: Issue Date

0 1/2 1
IF THIS BAR DOES NOT MEASURE 1" THEN DRAWING IS NOT TO FULL SCALE

CHA PROJECT NO.
000000

A-30-101

07000

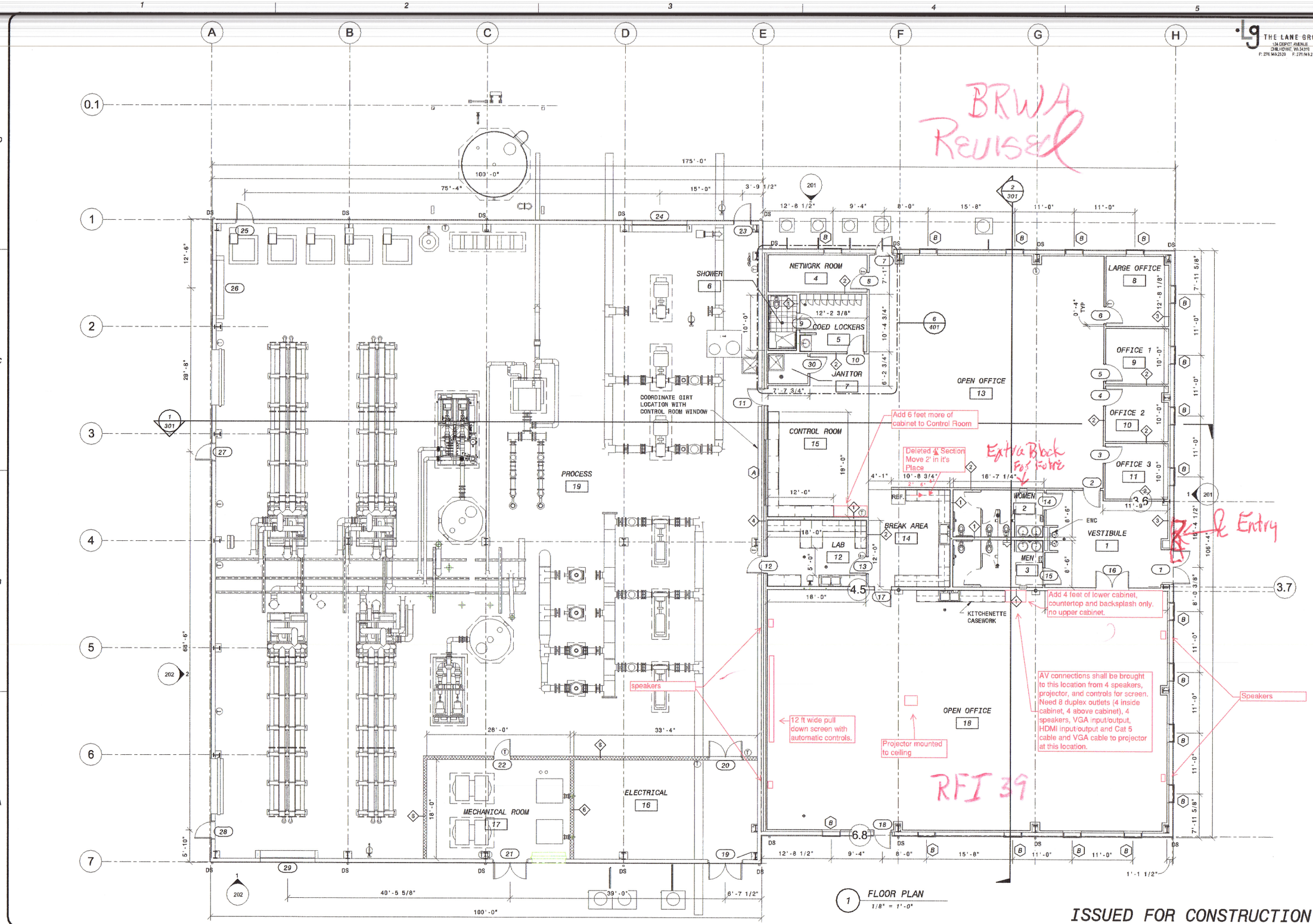

THE LANE GROUP
124 DEPOT AVENUE
CHILHOWIE, VA 24319
P: 276.969.2520 F: 276.969.2398

NO.	BY	CHK	APP
0			

ISSUED FOR CONSTRUCTION
REVISIONS AND RECORD OF ISSUE
DATE: 01/08/15
FN: C:\Users\1501\Documents\27872-NACH13-CENTRAL(LANE)_S102_Drawing.rvt
SW: XREF1:
SAVED: 1/8/2016 2:04:02 PM XREF2:
PLOTTED: XREF3:
USER: LAND VAULT 0

COMMONWEALTH OF VIRGINIA
9.28.15
DOUGLAS C. COVINGTON, II
Lic. No. 012051
ARCHITECT

BLACK & VEATCH
Building a world of difference.
Black & Veatch Corporation
Kansas City, Missouri

BEDFORD REGIONAL WATER AUTHORITY
SMITH MOUNTAIN LAKE WTP & LAKES
TO FOREST WATER LINE EXTENSION

ARCHITECTURAL
MEMBRANE/ADMIN BUILDING
OPERATING FLOOR PLAN

DESIGNED: DCC
DETAILED: AHN
CHECKED: DCC
APPROVED: ---
DATE: Issue Date

0 1/2 1
IF THIS BAR DOES NOT MEASURE 1" THEN DRAWING IS NOT TO FULL SCALE

CHA PROJECT NO.
000000

A-30-102

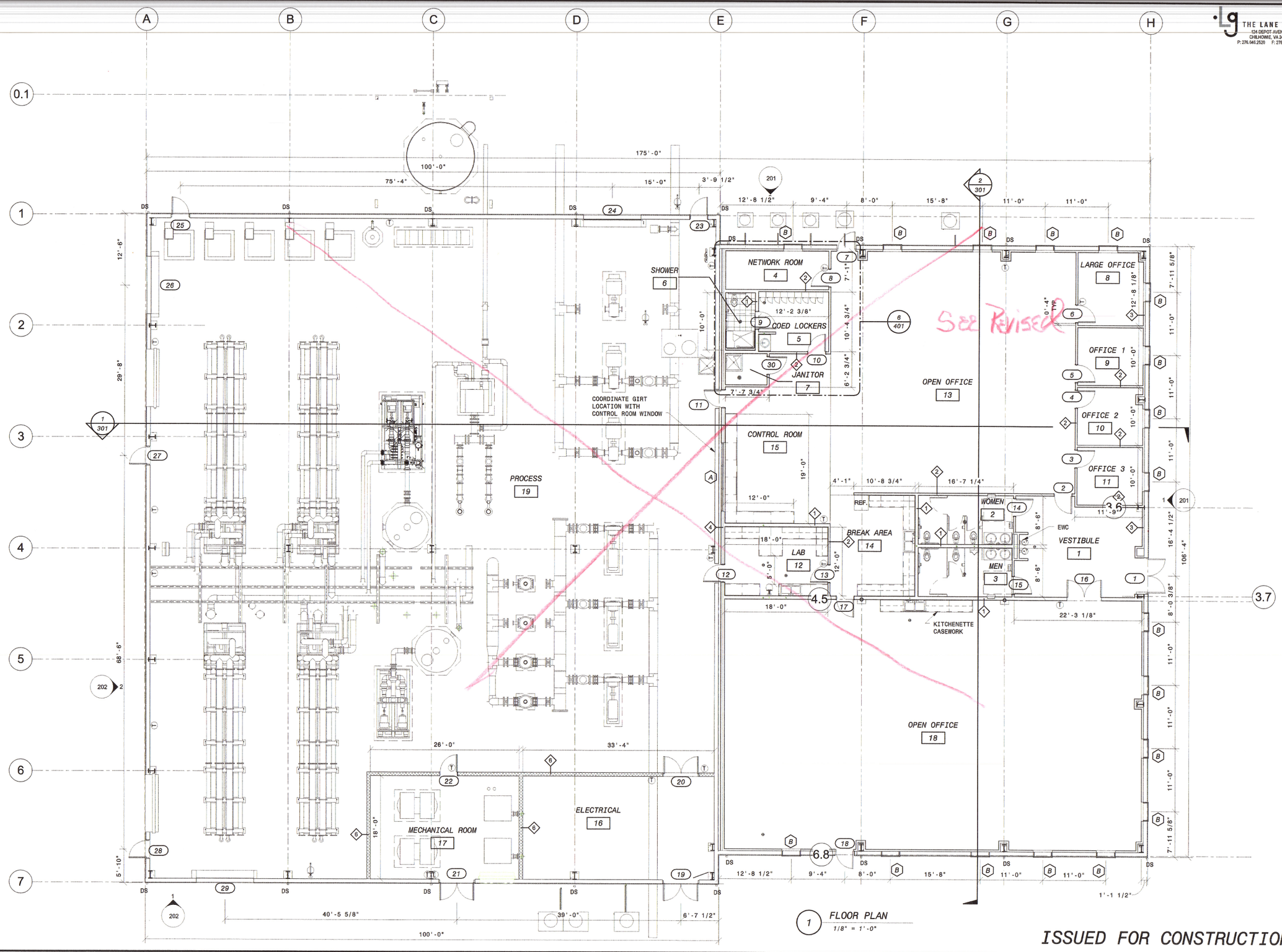

1 FLOOR PLAN
1/8" = 1'-0"

ISSUED FOR CONSTRUCTION

THE LANE GROUP
124 DEPOT AVENUE
CHILHOWIE, VA 24319
P: 276.646.2520 F: 276.646.2380

NO.	BY	CHK	APP
0			

ISSUED FOR CONSTRUCTION
REVISIONS AND RECORD OF ISSUE
01/08/15
DATE
PW: C:\Users\51021\Documents\27872-ARCH13-CENTRAL(LANE)_5102_CBreeding.rvt
SW:
XREF1:
XREF2:
XREF3:
XREF4:
SAVED: 1/8/2016 2:04:02 PM
PLOTTED:
USER:
DWG VER: 0

COMMONWEALTH OF VIRGINIA
9-28-15
DOUGLAS C. COVINGTON, II
Lic. No. 012051
ARCHITECT

BLACK & VEATCH
Building a world of difference.
Black & Veatch Corporation
Kansas City, Missouri

BEDFORD REGIONAL WATER AUTHORITY
SMITH MOUNTAIN LAKE WTP & LAKES TO FOREST WATER LINE EXTENSION

ARCHITECTURAL
MEMBRANE/ADMIN BUILDING
OPERATING FLOOR PLAN

DESIGNED: DCC
DETAILED: AHW
CHECKED: DCC
APPROVED: ---
DATE: Issue Date

0 1/2 1
IF THIS BAR DOES NOT MEASURE 1" THEN DRAWING IS NOT TO FULL SCALE

CHA PROJECT NO.
000000

A-30-102

D7000

THE LANE GROUP
454 DEPOT AVENUE
CHILHOWIE, VA 24319
P: 276.646.2520 F: 276.646.2380

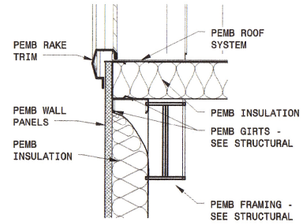

5 RAKE DETAIL
3/4" = 1'-0"

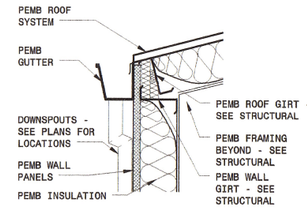

4 EAVE DETAIL
3/4" = 1'-0"

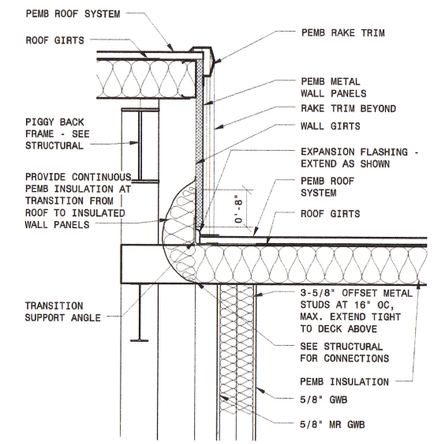

3 RAKE DETAIL
3/4" = 1'-0"

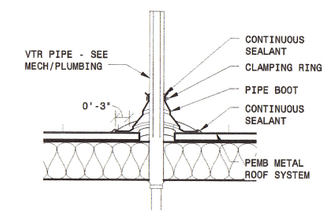

2 VTR DETAIL
3/4" = 1'-0"

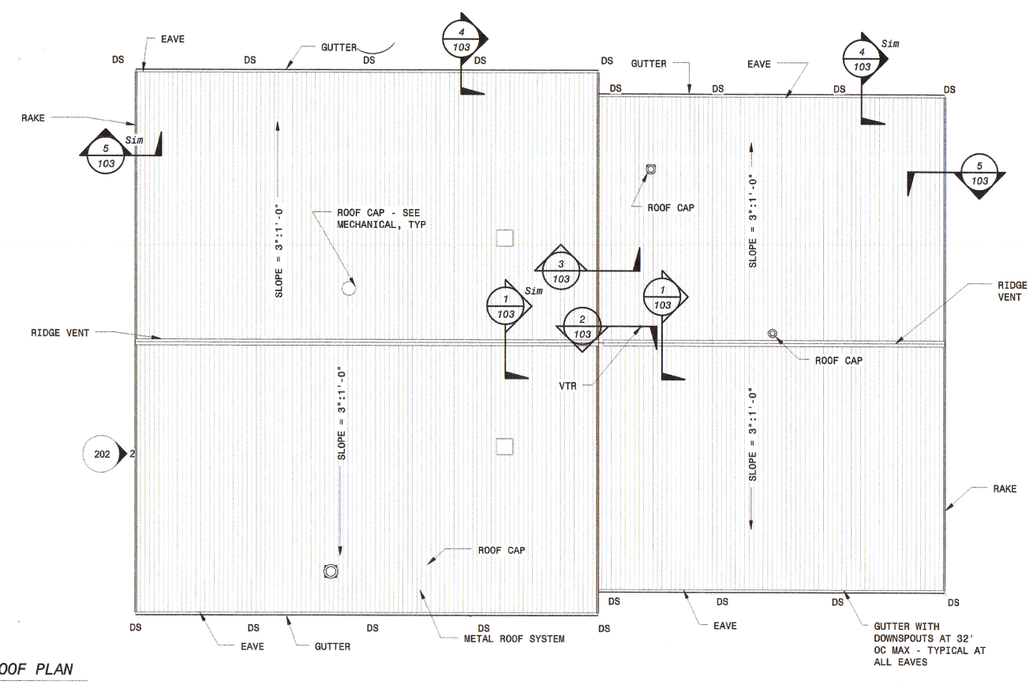

A ROOF PLAN
1/16" = 1'-0"

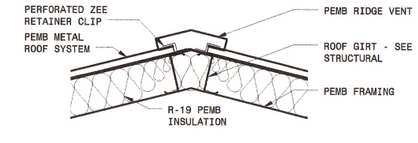

1 RIDGE VENT DETAIL
3/4" = 1'-0"

ISSUED FOR CONSTRUCTION

NO.	BY	CHK	APP
0			

ISSUED FOR CONSTRUCTION
REVISIONS AND RECORD OF ISSUE
DATE 01/08/15
PW: C:\Users\5102\Documents\27873-ARCH13-CENTRAL(LANE)_5102_Cbreading.rvt
SW:
SAVED: 1/8/2016 2:04:04 PM
PLOTTED:
USER:
XREF1:
XREF2:
XREF3:
XREF4:
DWG VER: 0

COMMONWEALTH OF VIRGINIA
9.28.15
DOUGLAS C. COVINGTON, II
Lic. No. 012051
ARCHITECT

BLACK & VEATCH
Building a world of difference
Black & Veatch Corporation
Kansas City, Missouri

BEDFORD REGIONAL WATER AUTHORITY
SMITH MOUNTAIN LAKE WTP & LAKES TO FOREST WATER LINE EXTENSION

ARCHITECTURAL
MEMBRANE/ADMIN BUILDING
ROOF PLAN

DESIGNED: DCC
DETAILED: AHW
CHECKED: DCC
APPROVED: Approver
DATE: Issue Date

0 1/2 1
IF THIS BAR DOES NOT MEASURE 1" THEN DRAWING IS NOT TO FULL SCALE

CHA PROJECT NO.
000000

A-30-103

D7000

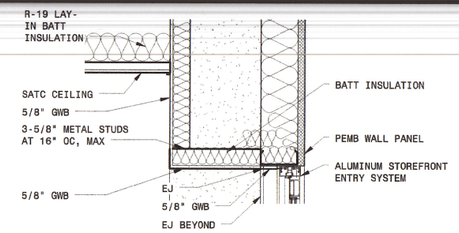

4 BULKHEAD DETAIL AT ENTRY DOOR
3/4" = 1'-0"

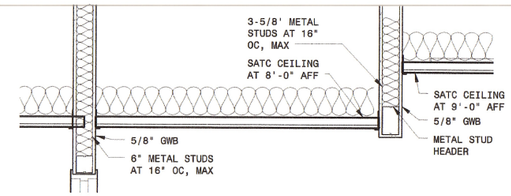

3 VESTIBULE BULKHEAD DETAIL
3/4" = 1'-0"

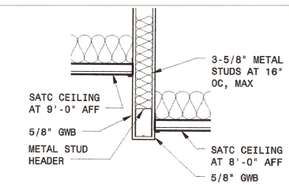

2 BULKHEAD DETAIL
3/4" = 1'-0"

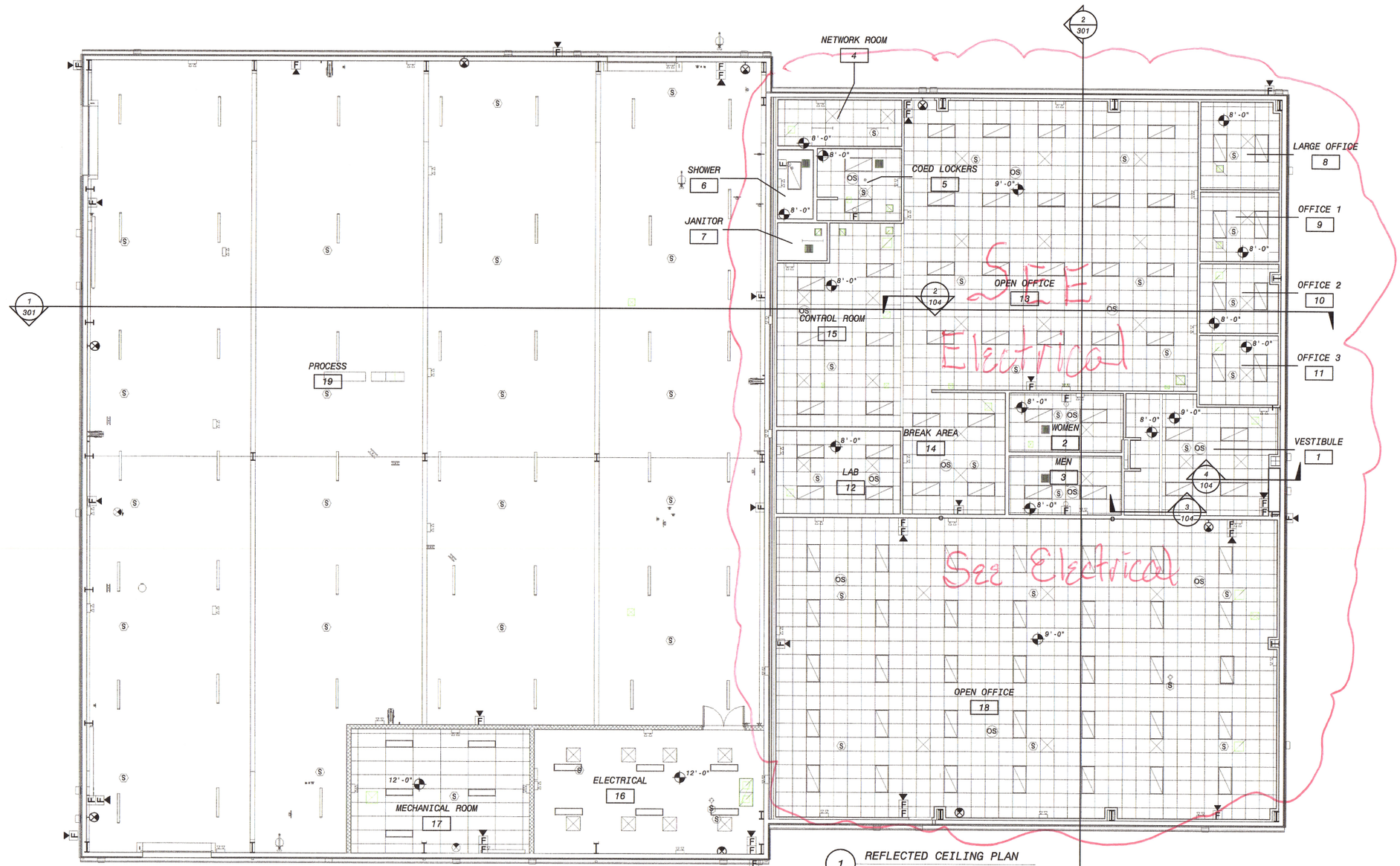

1 REFLECTED CEILING PLAN
1/8" = 1'-0"

ISSUED FOR CONSTRUCTION

THE LANE GROUP
124 DEPOT AVENUE
CHILHOWIE, VA 24319
P: 276.646.2520 F: 276.646.2380

NO.	BY	CHK	APP
0			

01/08/15 ISSUED FOR CONSTRUCTION
DATE REVISIONS AND RECORD OF ISSUE

PW: C:\Users\51021\Documents\27872-ARCH13-CENTRAL(LANE)_5102_CBrewding.rvt
SW:
SAVED: 1/8/2016 2:04:10 PM
PLOTTED:
USER:
XREF1:
XREF2:
XREF3:
XREF4:
DWG VER: 0

COMMONWEALTH OF VIRGINIA
9.28.15
DOUGLAS C. COVINGTON, II
Lic. No. 012051
ARCHITECT

BLACK & VEATCH
Building a world of difference.
Black & Veatch Corporation
Kansas City, Missouri

BEDFORD REGIONAL WATER AUTHORITY
SMITH MOUNTAIN LAKE WTP & LAKES
TO FOREST WATER LINE EXTENSION

ARCHITECTURAL
MEMBRANE/ADMIN BUILDING
REFLECTED CEILING PLAN

DESIGNED: DCC
DETAILED: AHW
CHECKED: DCC
APPROVED: Approver
DATE: Issue Date

0 1/2 1
IF THIS BAR DOES NOT MEASURE 1" THEN DRAWING IS NOT TO FULL SCALE

CHA PROJECT NO.
000000

A-30-104

THE LANE GROUP
124 DEPOT AVENUE
CHILHOWIE, VA 24319
P: 276.646.2520 F: 276.646.2380

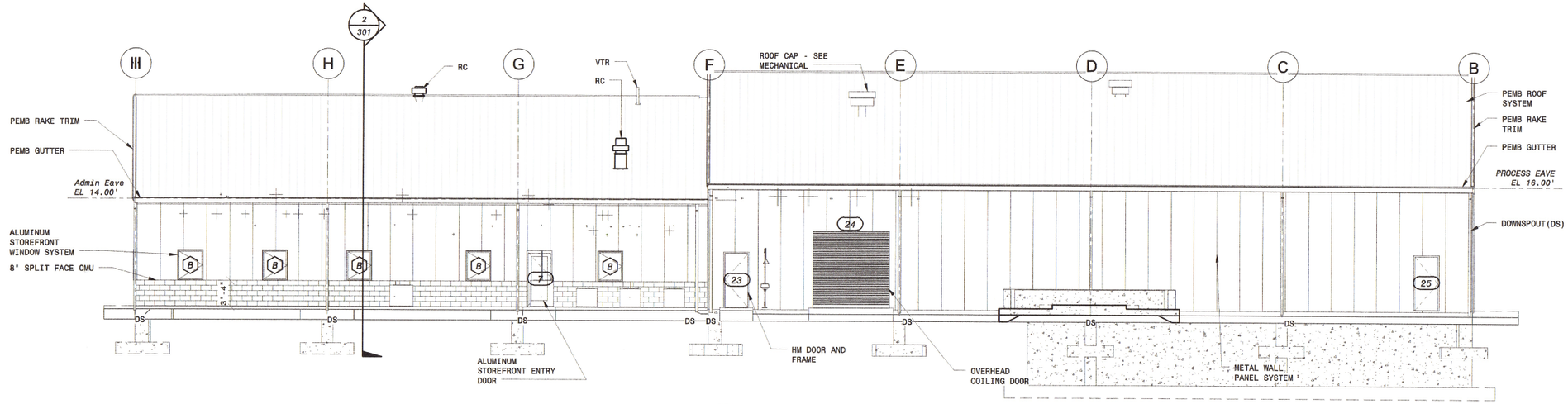

2 EAST ELEVATION
1/8" = 1'-0"

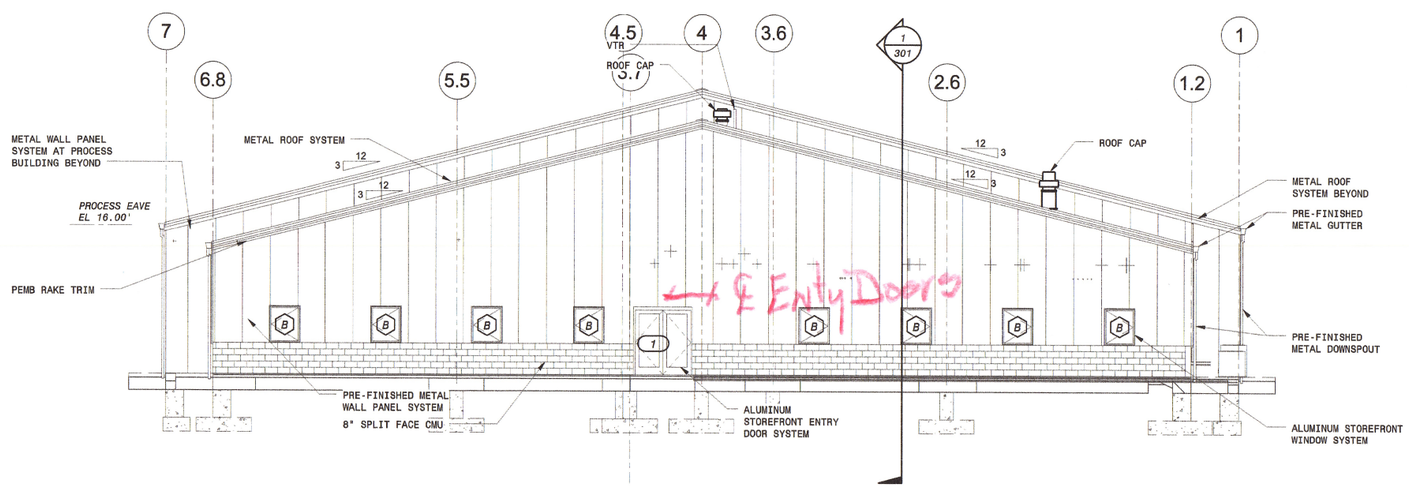

1 SOUTH ELEVATION
1/8" = 1'-0"

ISSUED FOR CONSTRUCTION

NO.	BY	CHK	APP
0			

ISSUED FOR CONSTRUCTION
REVISIONS AND RECORD OF ISSUE

01/08/15
DATE

PW: C:\Users\5102\Documents\27872-ARCH13-CENTRAL(LANE)_5102_Cbrewding.rvt
SW:
SAVED: 11/8/2016 2:04:14 PM
PLOTTED:
USER:
DWG VER: 0

XREF1:
XREF2:
XREF3:
XREF4:

COMMONWEALTH OF VIRGINIA
9.28.15
DOUGLAS C. COVINGTON, II
Lic. No. 012051
ARCHITECT

BLACK & VEATCH
Building a world of difference.
Black & Veatch Corporation
Kansas City, Missouri

BEDFORD REGIONAL WATER AUTHORITY
SMITH MOUNTAIN LAKE WTP & LAKES
TO FOREST WATER LINE EXTENSION

ARCHITECTURAL
MEMBRANE/ADMIN BUILDING
BUILDING ELEVATIONS

DESIGNED: DCC
DETAILED: AHW
CHECKED: DCC
APPROVED: ---
DATE: Issue Date

0 1/2 1
IF THIS BAR DOES NOT MEASURE 1" THEN DRAWING IS NOT TO FULL SCALE

CHA PROJECT NO.
000000

A-30-201

D7000

THE LANE GROUP
124 DEPOT AVENUE
CHILHOWIE, VA 24319
P: 276.646.2520 F: 276.646.2390

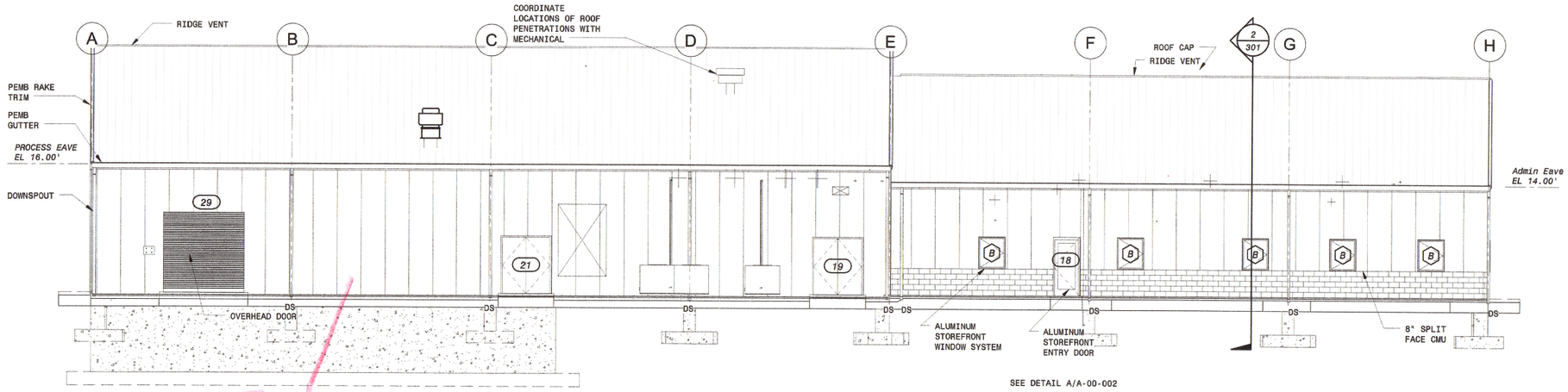

SEE DETAIL A/A-00-002

1 WEST ELEVATION
1/8" = 1'-0"

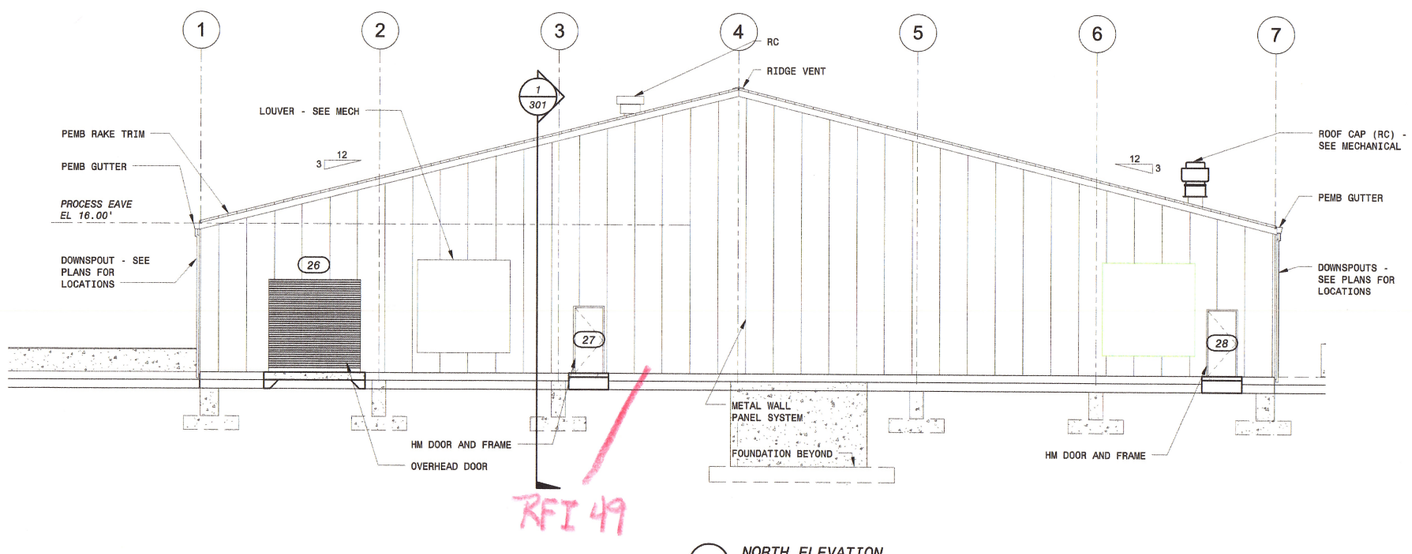

2 NORTH ELEVATION
1/8" = 1'-0"

ISSUED FOR CONSTRUCTION

NO.	BY	CHK	APP
0			

ISSUED FOR CONSTRUCTION
REVISIONS AND RECORD OF ISSUE
DATE 01/08/15
PW: C:\Users\51021\Documents\27872-ARCH13-CENTRAL(LAKE)_8102_Obrwesting.pwt
SW:
XREF1:
XREF2:
XREF3:
XREF4:
SAVED: 1/8/2016 2:04:16 PM
PLOTTED:
USER:
DWG VER: 0

COMMONWEALTH OF VIRGINIA
9.28.15
DOUGLAS C. COVINGTON, II
Lic. No. 012051
ARCHITECT

BLACK & VEATCH
Building a world of difference.
Black & Veatch Corporation
Kansas City, Missouri

BEDFORD REGIONAL WATER AUTHORITY
SMITH MOUNTAIN LAKE WTP & LAKES TO FOREST WATER LINE EXTENSION

ARCHITECTURAL
MEMBRANE/ADMIN BUILDING
BUILDING ELEVATIONS

DESIGNED: DCC
DETAILED: AHW
CHECKED: DCC
APPROVED: Approver
DATE: Issue Date

0 1/2 1
IF THIS BAR DOES NOT MEASURE 1" THEN DRAWING IS NOT TO FULL SCALE

CHA PROJECT NO.
000000

A-30-202

D7000

THE LANE GROUP
124 DEPOT AVENUE
CHILHOWIE, VA 24319
P: 276.646.2520 F: 276.646.2360

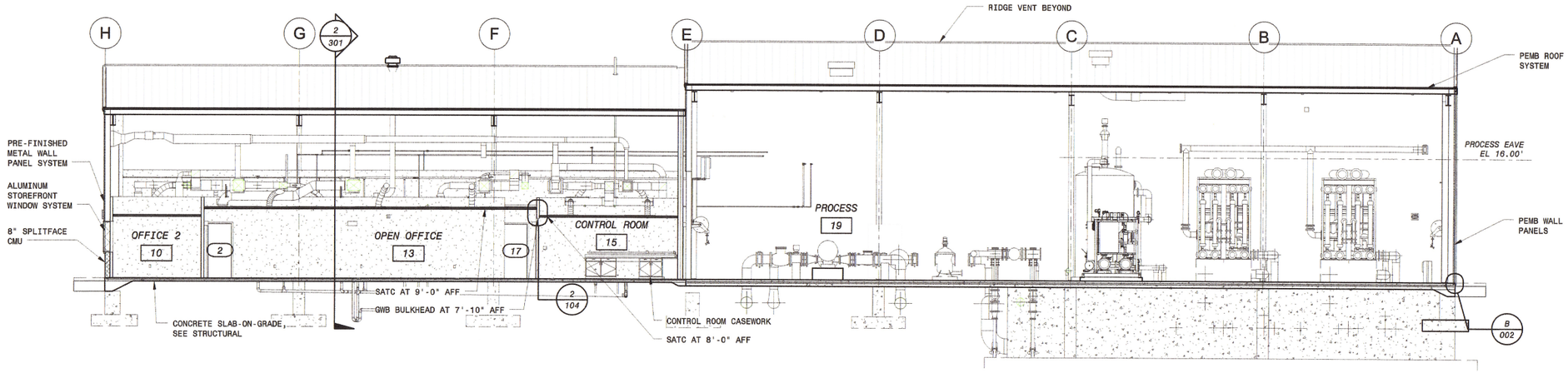

1 Section 1
1/8" = 1'-0"

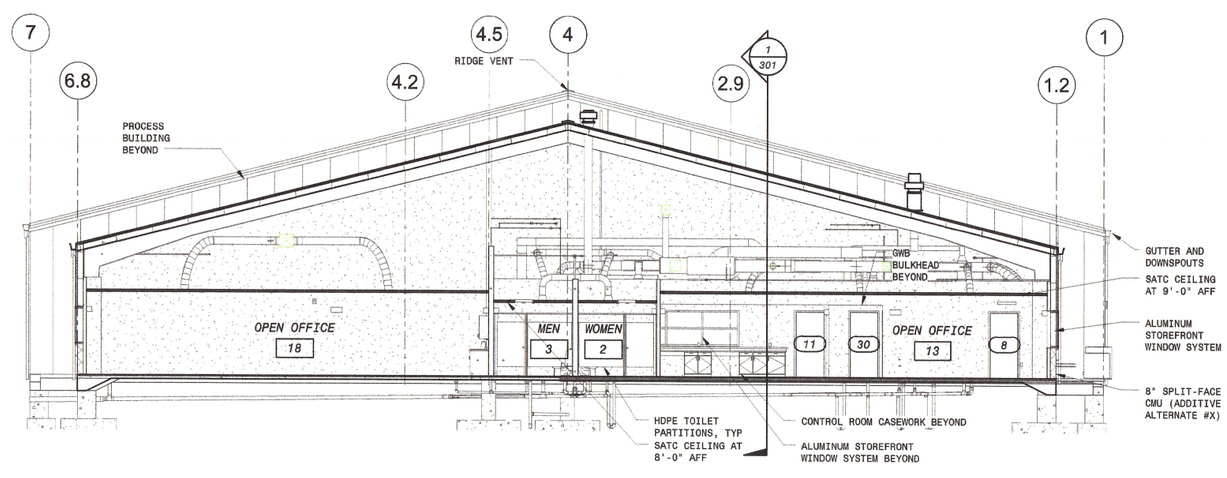

2 Section 2
1/8" = 1'-0"

ISSUED FOR CONSTRUCTION

NO.	BY	CHK	APP
0			

ISSUED FOR CONSTRUCTION
REVISIONS AND RECORD OF ISSUE
01/08/15
DATE
PW: C:\Users\51021\Documents\278372-ARCH13-CENTRAL(LANE)_5102_CBreading.rvt
SW:
XREF1:
SAVED: 1/8/2016 2:04:38 PM
XREF2:
PLOTTED:
XREF3:
USER:
XREF4:
DWG VER: 0

COMMONWEALTH OF VIRGINIA
9-28-15
DOUGLAS C. COVINGTON, II
Lic. No. 012051
ARCHITECT

BLACK & VEATCH
Building a world of difference.
Black & Veatch Corporation
Kansas City, Missouri

BEDFORD REGIONAL WATER AUTHORITY
SMITH MOUNTAIN LAKE WTP & LAKES
TO FOREST WATER LINE EXTENSION

ARCHITECTURAL
MEMBRANE/ADMIN BUILDING
BUILDING SECTIONS

DESIGNED: DCC
DETAILED: AMW
CHECKED: DCC
APPROVED: ---
DATE: Issue Date

0 1/2 1
IF THIS BAR DOES NOT MEASURE 1" THEN DRAWING IS NOT TO FULL SCALE

CHA PROJECT NO.
000000

A-30-301

D7000

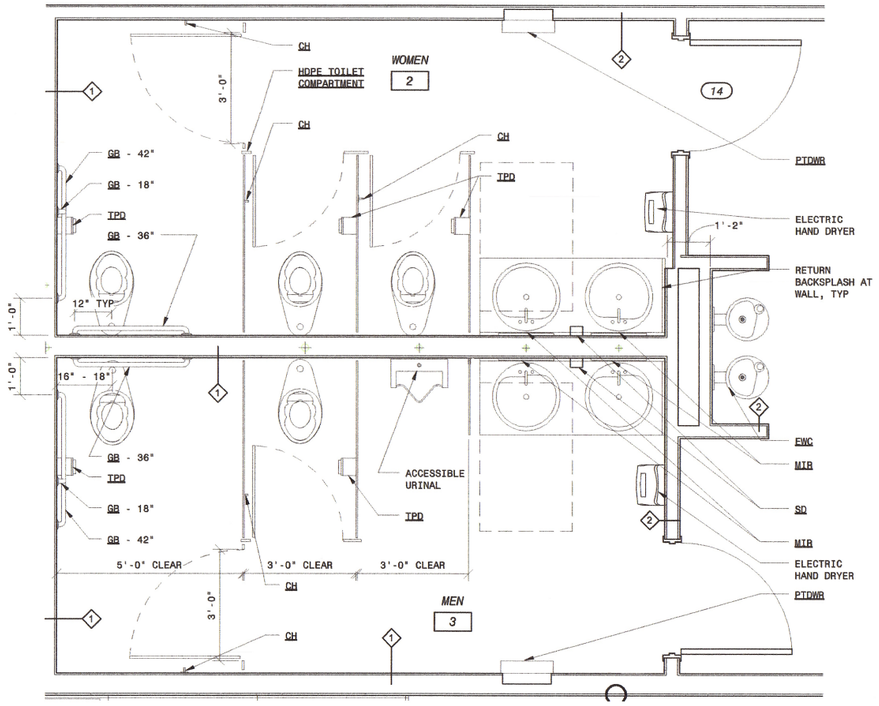

1 ENLARGED TOILET PLAN
1/2" = 1'-0"

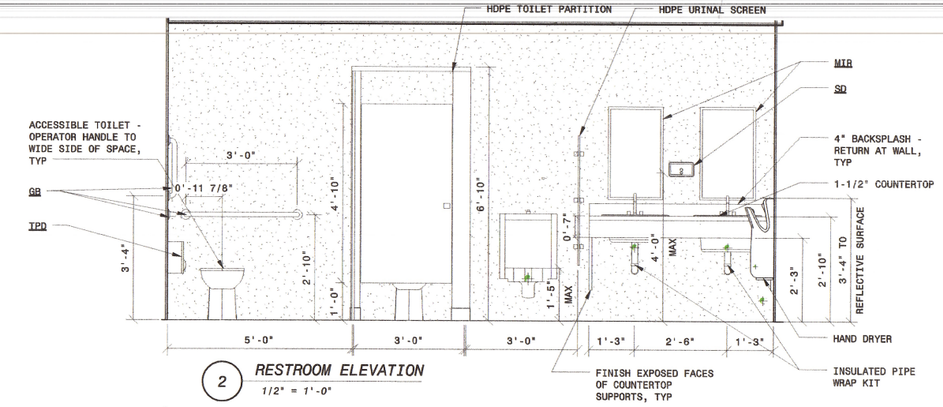

2 RESTROOM ELEVATION
1/2" = 1'-0"

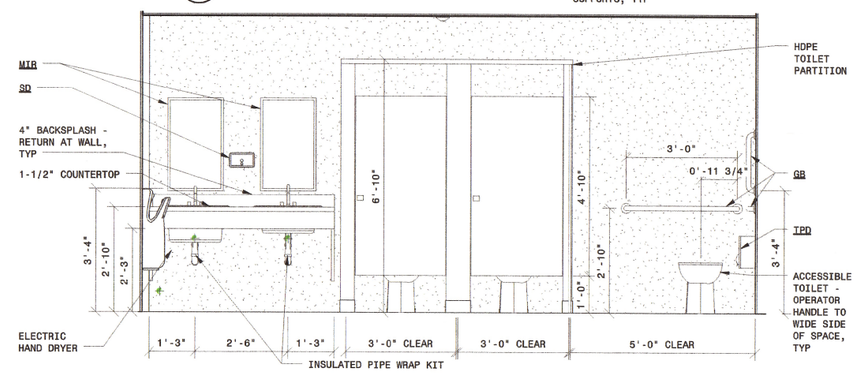

3 RESTROOM ELEVATION
1/2" = 1'-0"

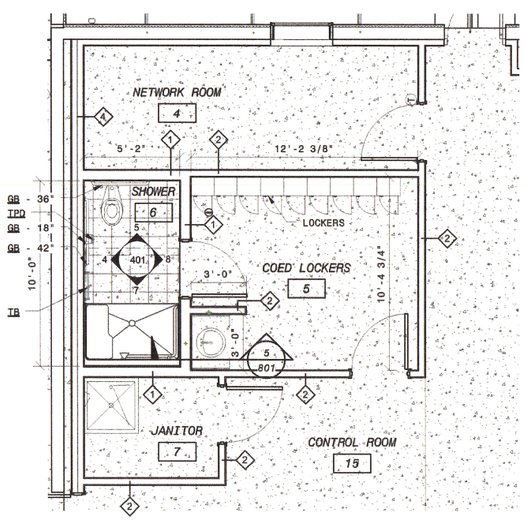

6 ENLARGED PLAN
1/4" = 1'-0"

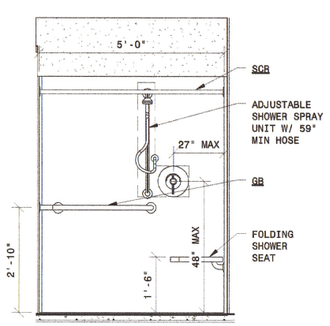

7 SHOWER ELEVATION 7
1/2" = 1'-0"

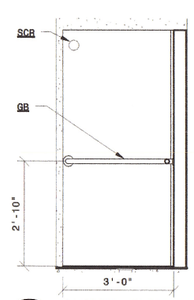

8 SHOWER ELEVATION 8
1/2" = 1'-0"

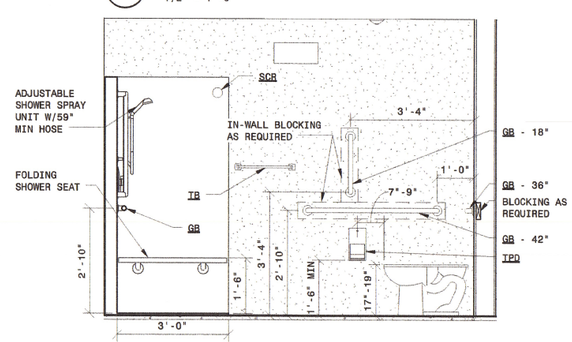

4 BATHROOM ELEVATION 4
1/2" = 1'-0"

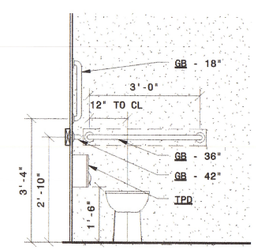

5 BATHROOM ELEVATION 5
1/2" = 1'-0"

TOILET AND BATH ACCESSORIES LEGEND

CH	COAT HOOK (48" AFF, MAX)
FWC UNIT	ELECTRIC WATER COOLER - HI/LO ACCESSIBLE
GB - 18"	GRAB BAR
GB - 36"	GRAB BAR
GB - 42"	GRAB BAR
MIR	MIRROR - 40" AFF TO REFLECTIVE SURFACE
PTD	PAPER TOWEL DISPENSER (48" AFF, MAX)
PTDWR	PAPER TOWEL DISPENSER/WASTE RECEPTACLE
SD	SOAP DISPENSER (48" AFF, MAX)
SCR	SHOWER CURTAIN ROD

TOILET AND BATH ACCESSORIES LEGEND - CONTINUED

TB	TOWEL BAR - 18" (48" AFF, MAX)
TPD	TOILET PAPER DISPENSER

ISSUED FOR CONSTRUCTION

THE LANE GROUP
124 DEPOT AVENUE
CHILHOWIE, VA 24319
P: 276.646.2520 F: 276.646.2390

NO.	BY	CHK	APP.	REVISIONS AND RECORD OF ISSUE
0				ISSUED FOR CONSTRUCTION

DATE: 01/08/15
PW: C:\Users\51021\Documents\27872-ARCH13-CENTRAL(LANE)_S102_QBreading.rvt
SW: XREF1:
SAVED: 1/8/2016 2:04:51 PM XREF2:
PLOTTED: XREF3:
USER: XREF4:
DWG VER: 0

COMMONWEALTH OF VIRGINIA
9.28.15
DOUGLAS C. COVINGTON, II
Lic. No. 012051
ARCHITECT

BLACK & VEATCH
Building a world of difference.
Black & Veatch Corporation
Kansas City, Missouri

BEDFORD REGIONAL WATER AUTHORITY
SMITH MOUNTAIN LAKE WTP & LAKES
TO FOREST WATER LINE EXTENSION

ARCHITECTURAL
MEMBRANE/ADMIN BUILDING
TOILET PLANS AND ELEVATIONS

DESIGNED: DCC
DETAILED: AHW
CHECKED: DCC
APPROVED: Approver
DATE: Issue Date

0 1/2 1
IF THIS BAR DOES NOT MEASURE 1" THEN DRAWING IS NOT TO FULL SCALE

CHA PROJECT NO.
000000

A-30-401

D7000

DOOR SCHEDULE

No. (D)	DOOR SIZE WIDTH	DOOR SIZE HEIGHT	DOOR MATERIAL	DOOR HEAD	DOOR JAMB	DOOR SILL	DOOR TYPE (D)	DOOR HDWR	RATING	FRAME MATERIAL	FRAME DEPTH	REMARKS	FROM ROOM No.	TO ROOM No.
1	3'-0"	7'-0"	ALUM	4	D		D	1		ALUM	0'-5 3/4"		1	
2	3'-0"	7'-0"	WD	5	E		B	2		HM	0'-5 3/4"		1	13
3	3'-0"	7'-0"	WD	5	E		A	3		HM	0'-5 3/4"		13	11
4	3'-0"	7'-0"	WD	5	E		A	3		HM	0'-5 3/4"		13	10
5	3'-0"	7'-0"	WD	5	E		A	3		HM	0'-5 3/4"		9	13
6	3'-0"	7'-0"	WD	5	E		A	3		HM	0'-5 3/4"		8	13
7	3'-0"	7'-0"	ALUM	2	B		D	1A		ALUM	0'-5 3/4"		13	
8	3'-0"	7'-0"	WD	5	E		A	4		HM	0'-5 3/4"		13	4
9	3'-0"	7'-0"	HM	1	A		A	5		HM	0'-5 3/4"		6	5
10	3'-0"	7'-0"	WD	5	E		A	2		HM	0'-5 3/4"		15	5
11	3'-0"	7'-0"	IHM				B	2		HM	0'-5 3/4"	INSUL GLAZING	15	19
12	3'-0"	7'-0"	IHM				B	2		HM	0'-5 3/4"	INSUL GLAZING	12	19
13	3'-0"	7'-0"	WD	5	E		B	3		HM	0'-5 3/4"		12	14
14	3'-0"	7'-0"	WD	1	A		A	2		HM	0'-5 3/4"		2	1
15	3'-0"	7'-0"	WD	1	A		A	2		HM	0'-5 3/4"		1	3
16	6'-0"	7'-0"	WD	1	A		A	1		ALUM	0'-5 3/4"		18	1
17	3'-0"	7'-0"	WD	1	A		A	4		HM	0'-5 3/4"		18	14
18	3'-0"	7'-0"	ALUM	2	B		D	1A		ALUM	0'-5 3/4"			18
19	6'-0"	7'-0"	IHM	6	F	-	A	6		HM	0'-5 3/4"		16	
20	6'-0"	10'-0"	HM	3	C	-	A	6	45 MIN	HM	0'-5 3/4"		16	19
21	6'-0"	7'-0"	IHM	6	F	-	A	7		HM	0'-5 3/4"	INSUL GLAZING	17	
22	3'-0"	7'-0"	IHM	3	C				45 MIN		0'-5 3/4"		17	19
23	3'-0"	7'-0"	FRP	6	F		C	4		FRP	0'-5 3/4"	INSUL GLAZING	19	
24	10'-0"	10'-0"	RS	7	G									
25	3'-0"	7'-0"	IHM	6	F	-	C	7		HM	0'-5 3/4"	INSUL GLAZING	19	
26	10'-0"	10'-0"	RS	7	G									
27	3'-0"	7'-0"	IHM	6	F	-	C	7		HM	0'-5 3/4"		19	
28	3'-0"	7'-0"	IHM	6	F	-	C	7		HM	0'-5 3/4"		19	
29	10'-0"	10'-0"	RS	7	G									
30	3'-0"	7'-0"	WD	5	E		A	4		HM	0'-5 3/4"		7	15

SEE RFI 17

DOOR SCHEDULE ABBREVIATIONS

ALUM	ALUMINUM
FRP	FIBERGLASS REINFORCED PLASTIC
HDWR	HARDWARE
HM	HOLLOW METAL
IHM	INSULATED HOLLOW METAL
INSUL	INSULATED
MIN	MINUTE(S)
NO.	NUMBER
RS	ROLLING STEEL
WD	WOOD

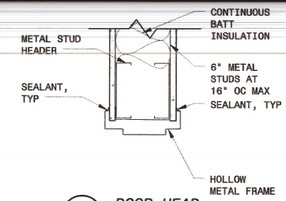

1 DOOR HEAD
1 1/2" = 1'-0"

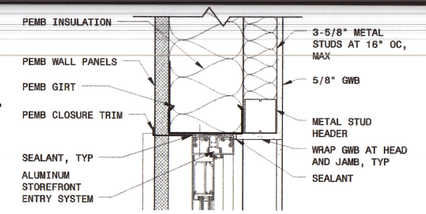

2 DOOR HEAD
1 1/2" = 1'-0"

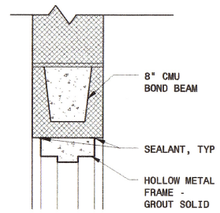

3 DOOR HEAD
1 1/2" = 1'-0"

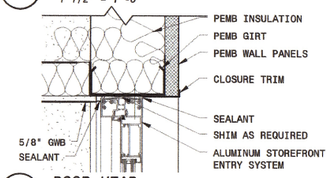

4 DOOR HEAD
1 1/2" = 1'-0"

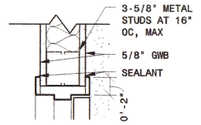

5 DOOR HEAD
1 1/2" = 1'-0"

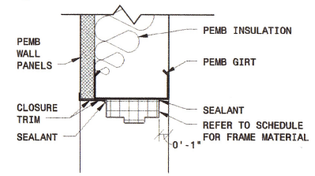

6 DOOR HEAD
1 1/2" = 1'-0"

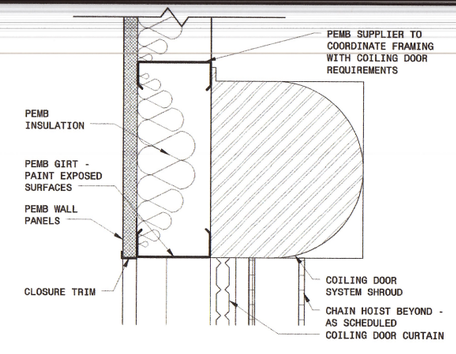

7 DOOR HEAD
1 1/2" = 1'-0"

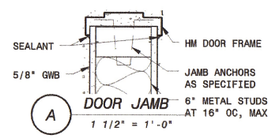

A DOOR JAMB
1 1/2" = 1'-0"

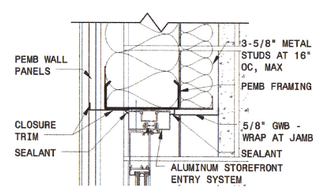

B DOOR JAMB
1 1/2" = 1'-0"

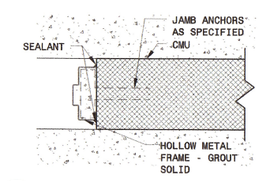

C DOOR JAMB
1 1/2" = 1'-0"

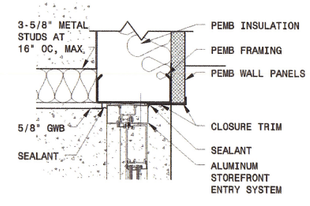

D DOOR JAMB
1 1/2" = 1'-0"

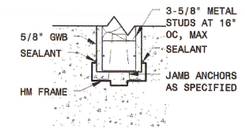

E DOOR JAMB
1 1/2" = 1'-0"

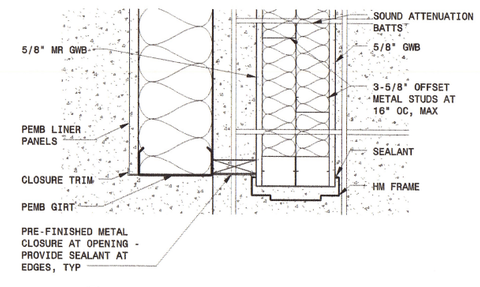

F DOOR JAMB
1 1/2" = 1'-0"

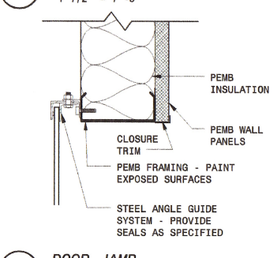

G DOOR JAMB
1 1/2" = 1'-0"

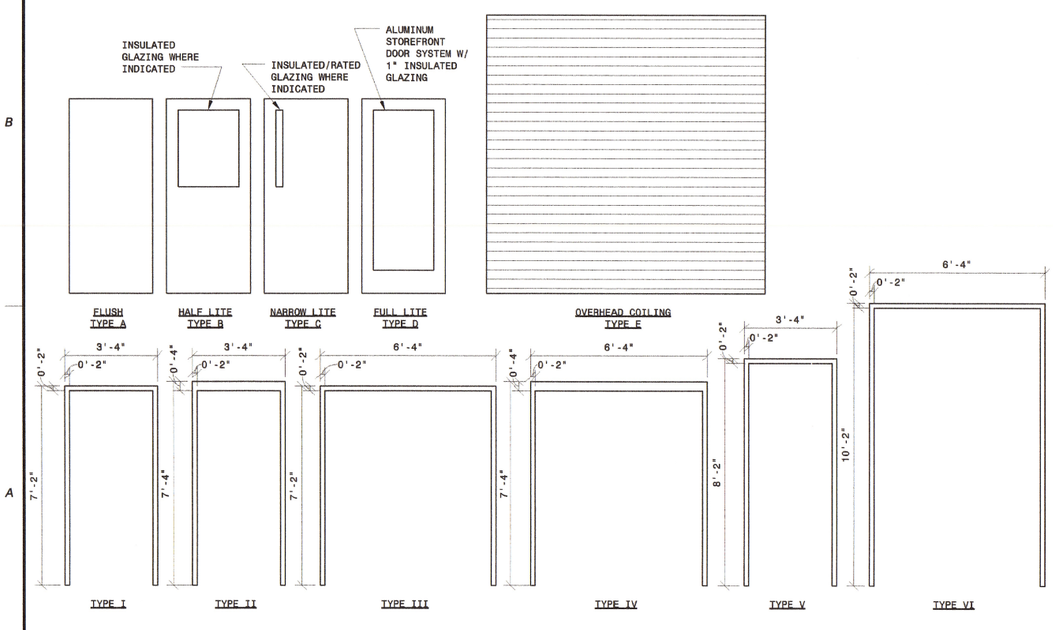

AA DOOR AND FRAME ELEVATIONS
3/8" = 1'-0"

ISSUED FOR CONSTRUCTION

THE LANE GROUP
124 DEPOT AVENUE
CHILHOWIE, VA 24319
P: 276.646.2520 F: 276.646.2380

NO.	BY	CHK	APP
0			

01/08/15 ISSUED FOR CONSTRUCTION
DATE REVISIONS AND RECORD OF ISSUE

PW: C:\Users\51021\Documents\27872-ARCH13-CENTRAL(LANE)_B102_CBreading.rvt
SW: XREF1:
SAVED: 1/8/2016 2:05:02 PM XREF2:
PLOTTED: XREF3:
USER: XREF4:
DWG VER: 0

COMMONWEALTH OF VIRGINIA
9.28.15
DOUGLAS C. COVINGTON, II
Lic. No. 012051
ARCHITECT

BLACK & VEATCH
Building a world of difference.
Black & Veatch Corporation
Kansas City, Missouri

BEDFORD REGIONAL WATER AUTHORITY
SMITH MOUNTAIN LAKE WTP & LAKES
TO FOREST WATER LINE EXTENSION

ARCHITECTURAL
MEMBRANE/ADMIN BUILDING
DOOR SCHEDULE AND DETAILS

DESIGNED: DCC
DETAILED: AHW
CHECKED: DCC
APPROVED: ---
DATE: Issue Date

0 1/2 1
IF THIS BAR DOES NOT MEASURE 1" THEN DRAWING IS NOT TO FULL SCALE

CHA PROJECT NO.
000000

A-30-601

D7000

ROOM FINISH SCHEDULE

ROOM No.	ROOM NAME	FLOOR MATRL	WALLS MATRL	WALLS FINISH	WALLS BASE	CEILING MATRL	CEILING FINISH	Unbounded Height	REMARKS
1	VESTIBULE	VCT	GWB	PAINT	VINYL	SATC		9'-0"	2X2
2	WOMEN	VCT	GWB	PAINT	VINYL	SATC		8'-0"	2X2
3	MEN	VCT	GWB	PAINT	VINYL	SATC		8'-0"	2X2
4	NETWORK ROOM	VCT	GWB	PAINT	VINYL	SATC		8'-0"	2X2
5	COED LOCKERS	VCT	GWB	PAINT	VINYL	SATC		8'-0"	2X2
6	SHOWER	VCT	GWB	PAINT	VINYL	GWB	PAINT	8'-0"	
7	JANITOR	VCT	GWB	PAINT	VINYL	SATC		8'-0"	2X2
8	LARGE OFFICE	CARPET TILE	GWB	PAINT	VINYL	SATC		8'-0"	2X2
9	OFFICE 1	CARPET TILE	GWB	PAINT	VINYL	SATC		8'-0"	2X2
10	OFFICE 2	CARPET TILE	GWB	PAINT	VINYL	SATC		8'-0"	2X2
11	OFFICE 3	CARPET TILE	GWB	PAINT	VINYL	SATC		8'-0"	2X2
12	LAB	VCT	GWB	PAINT	VINYL	SATC		8'-0"	2X2
13	OPEN OFFICE	VCT	GWB	PAINT	VINYL	SATC		9'-0"	2X2
14	BREAK AREA	VCT	GWB	PAINT	VINYL	SATC		8'-0"	2X2
15	CONTROL ROOM	VCT	GWB	PAINT	VINYL	SATC		8'-0"	2X2
16	ELECTRICAL	CONC SEALED	CMU	PAINT	NONE	GWB	PAINT	12'-0"	
17	MECHANICAL ROOM	CONC SEALED	CMU	PAINT	NONE	SATC		12'-0"	
18	OPEN OFFICE	CARPET	GWB	PAINT	VINYL	SATC		9'-0"	2X2
19	PROCESS	CONC SEALED	--	--	NONE	OPEN	--	16'-0"	

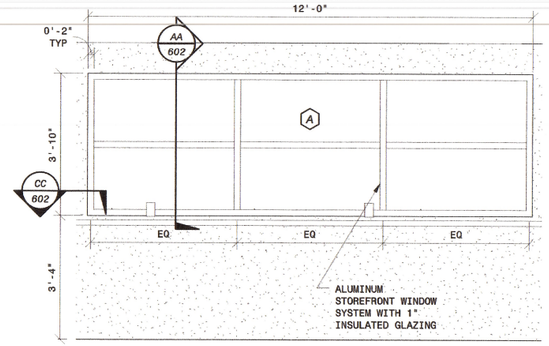

1 WINDOW TYPE A
1/2" = 1'-0"

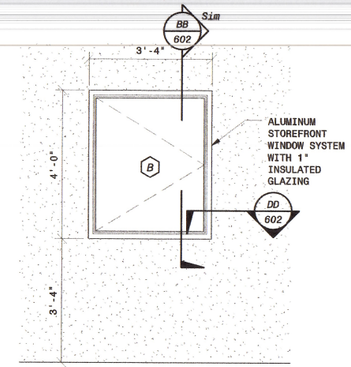

2 WINDOW TYPE B
1/2" = 1'-0"

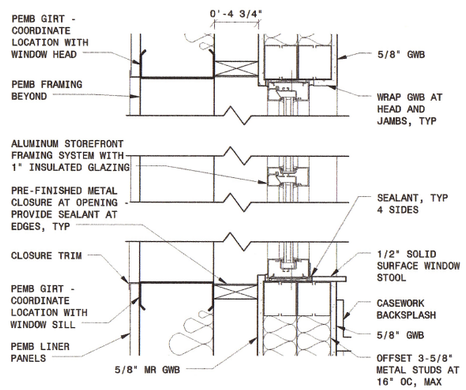

AA WINDOW HEAD/MUNTIN/SILL
1 1/2" = 1'-0"

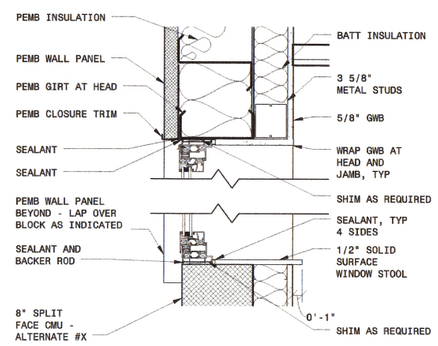

BB WINDOW HEAD/SILL
1 1/2" = 1'-0"

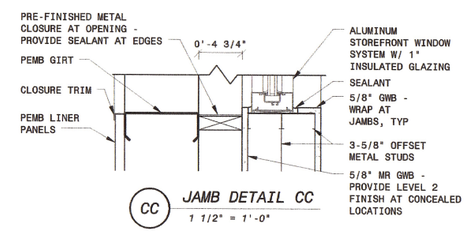

CC JAMB DETAIL CC
1 1/2" = 1'-0"

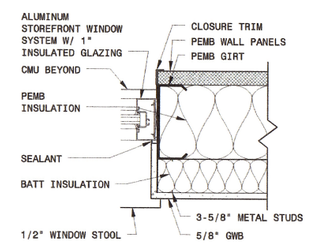

DD JAMB DETAIL DD
1 1/2" = 1'-0"

WINDOW SCHEDULE

COUNT	TYPE (W)	OPENING WIDTH	OPENING HEIGHT	WINDOW MATERIAL	HEAD	JAMB	MULL	SILL	GLASS	COMMENTS
1	A	12'-0"	3'-10"	ALUM	AA	CC	AA	AA	1" INSUL	
18	B	3'-4"	4'-0"							

ISSUED FOR CONSTRUCTION

THE LANE GROUP
134 DEPOT AVENUE
CHILHOWIE, VA 24319
P: 276.646.2520 F: 276.646.2380

NO.	BY	CHK	APP
0			

REVISIONS AND RECORD OF ISSUE

ISSUED FOR CONSTRUCTION

01/08/15 DATE

PW: C:\Users\15102\Documents\27872-ARCH13-CENTRAL(LANE)_5102_CBreading.rvt
SW:
SAVED: 1/8/2016 2:05:08 PM
PLOTTED:
USER:
XREF1:
XREF2:
XREF3:
XREF4:
DWG VER: 0

COMMONWEALTH OF VIRGINIA
9.28.15
DOUGLAS C. COVINGTON, II
Lic. No. 012051
ARCHITECT

BLACK & VEATCH
Building a world of difference.
Black & Veatch Corporation
Kansas City, Missouri

BEDFORD REGIONAL WATER AUTHORITY
SMITH MOUNTAIN LAKE WTP & LAKES TO FOREST WATER LINE EXTENSION

SCHEDULES AND DETAILS

DESIGNED: DCC
DETAILED: AHW
CHECKED: DCC
APPROVED: Approver
DATE: Issue Date

0 1/2 1
IF THIS BAR DOES NOT MEASURE 1" THEN DRAWING IS NOT TO FULL SCALE

CHA PROJECT NO. 000000

A-30-602

D7000

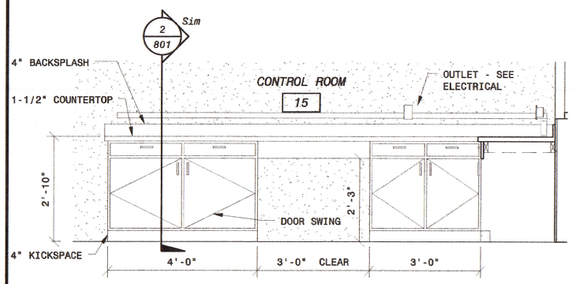

A CASEWORK ELEVATION A
1/2" = 1'-0"

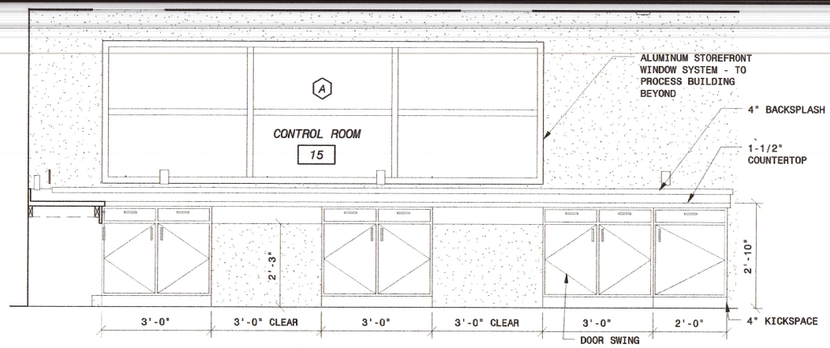

B CASEWORK ELEVATION B
1/2" = 1'-0"

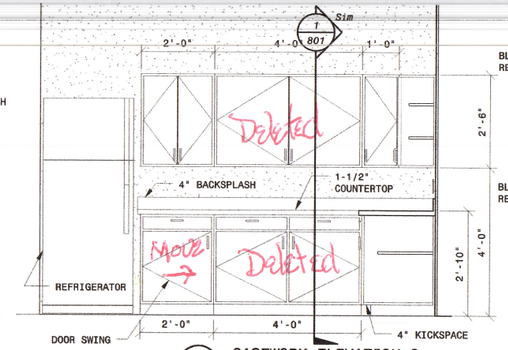

C CASEWORK ELEVATION C
1/2" = 1'-0"

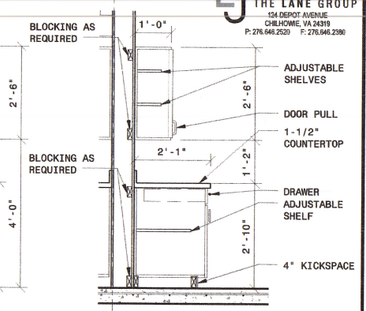

1 CASEWORK SECTION
1/2" = 1'-0"

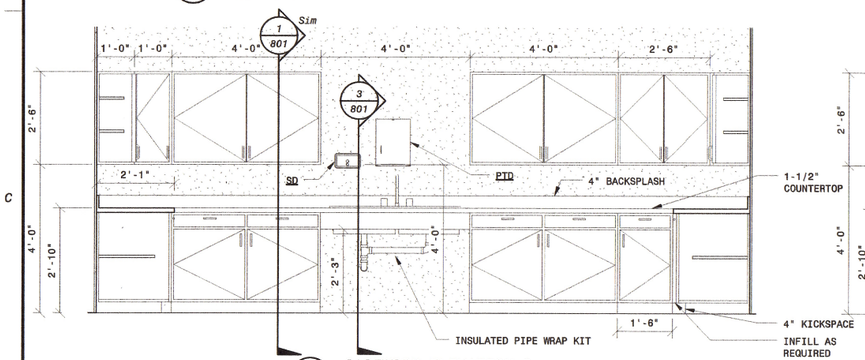

D CASEWORK ELEVATION D
1/2" = 1'-0"

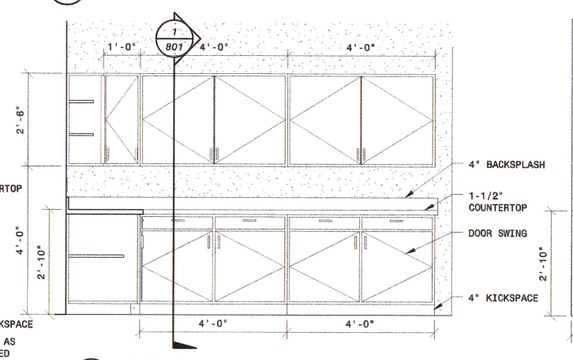

E CASEWORK ELEVATION E
1/2" = 1'-0"

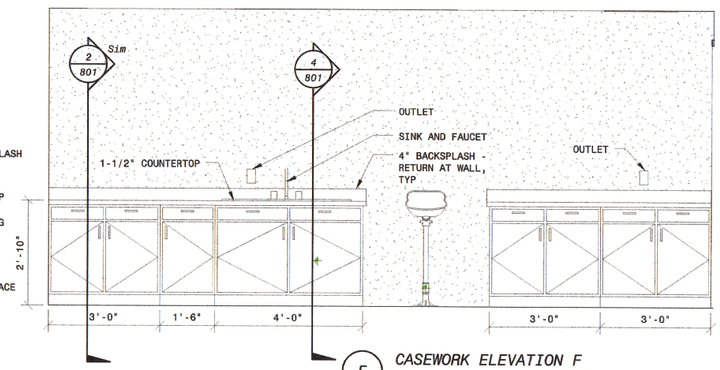

F CASEWORK ELEVATION F
1/2" = 1'-0"

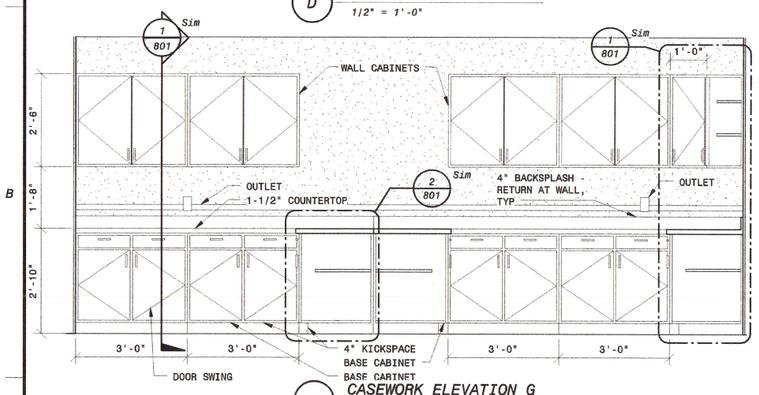

G CASEWORK ELEVATION G
1/2" = 1'-0"

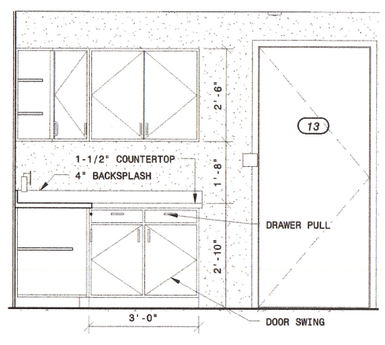

H CASEWORK ELEVATION H
1/2" = 1'-0"

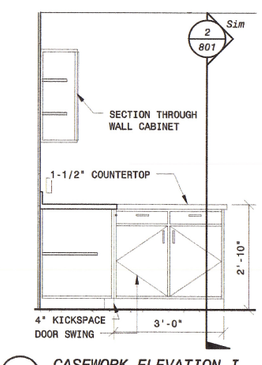

I CASEWORK ELEVATION I
1/2" = 1'-0"
ONE THUS, AND ONE OPPOSITE HAND

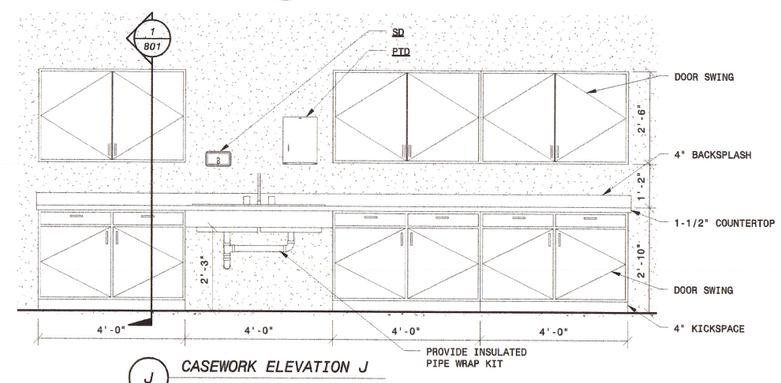

J CASEWORK ELEVATION J
1/2" = 1'-0"

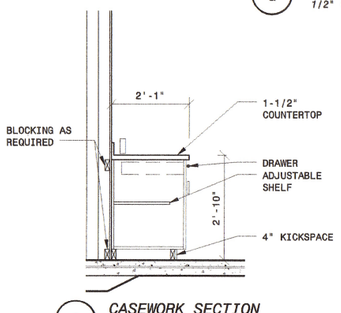

2 CASEWORK SECTION
1/2" = 1'-0"

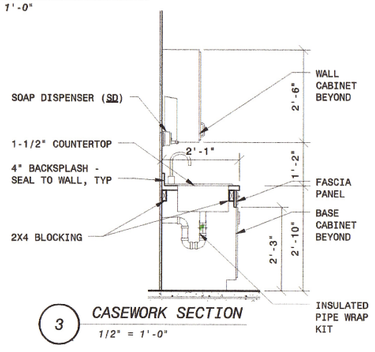

3 CASEWORK SECTION
1/2" = 1'-0"

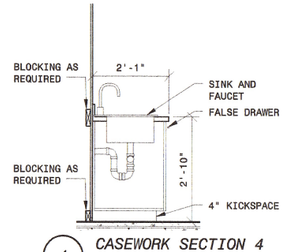

4 CASEWORK SECTION 4
1/2" = 1'-0"

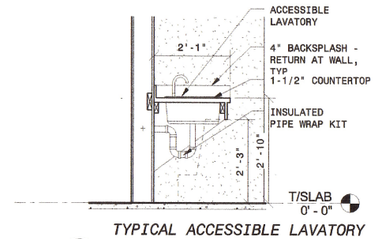

5 TYPICAL ACCESSIBLE LAVATORY SECTION
1/2" = 1'-0"

ISSUED FOR CONSTRUCTION

THE LANE GROUP
134 DEPOT AVENUE
CHILHOWIE, VA 24319
P: 276.646.2520 F: 276.646.2390

NO.	BY	CHK	APP	REVISIONS AND RECORD OF ISSUE	DATE
0				ISSUED FOR CONSTRUCTION	01/08/16

FN: C:\Users\5102\Documents\27872-ARCH13-CENTRAL(LANE)_5102_CBrecting.rvt
SN:
SAVED: 1/8/2016 2:05:23 PM
PLOTTED:
USER:
DWG VER: 0
XREF1:
XREF2:
XREF3:
XREF4:

COMMONWEALTH OF VIRGINIA
9.28.15
DOUGLAS C. COVINGTON, II
Lic. No. 012051
ARCHITECT

BLACK & VEATCH
Building a world of difference.
Black & Veatch Corporation
Kansas City, Missouri

BEDFORD REGIONAL WATER AUTHORITY
SMITH MOUNTAIN LAKE WTP & LAKES TO FOREST WATER LINE EXTENSION
ARCHITECTURAL
MEMBRANE/ADMIN BUILDING
CASEWORK ELEVATIONS AND DETAILS

DESIGNED: DCC
DETAILED: AHW
CHECKED: DCC
APPROVED: Approver
DATE: Issue Date

0 1/2 1
IF THIS BAR DOES NOT MEASURE 1" THEN DRAWING IS NOT TO FULL SCALE

CHA PROJECT NO.
000000

A-30-801

D7000