REVISION	DATE	DESCRIPTION

DESIGNED BY: GSA

DRAWN BY: JAK

CHECKED BY:

SCALE: 1/2" = 1'

DATE: 05 FEB. 2001

LABELLVIEW WATER SYSTEM

BOOSTER PUMP STATION

CATAWBA MAGISTERIAL DISTRICT
ROANOKE COUNTY, VIRGINIA

ROANOKE COUNTY UTILITY DEPARTMENT
1206 KESSLER MILL ROAD
SALEM, VIRGINIA 24153

SHEET NO. 2 OF 2

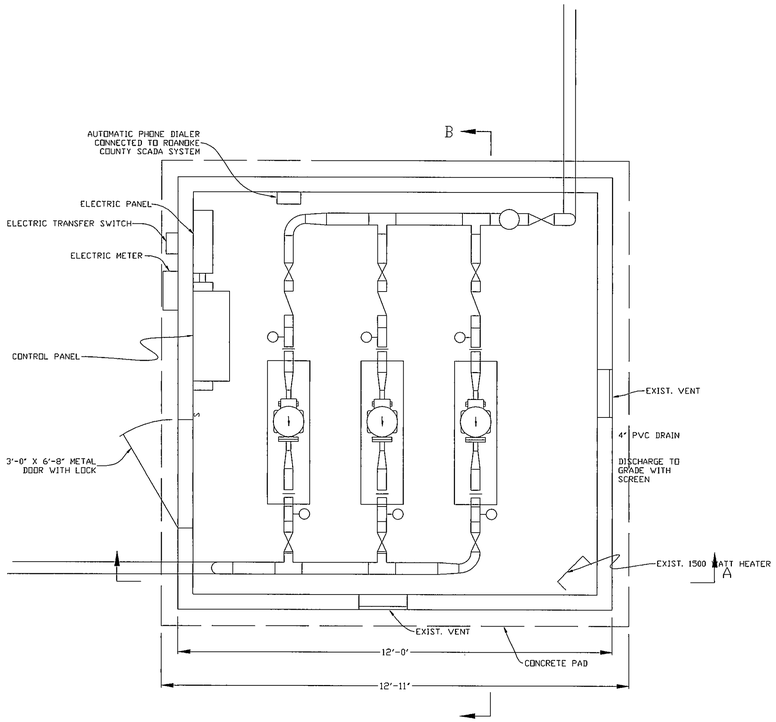

BUILDING PLAN

NOTES:

1. BUILDING AND PLUMBING CONSTRUCTION SHALL COMPLY WITH BOCA BUILDING CODES
2. ELECTRICAL CONSTRUCTION SHALL COMPLY WITH NATIONAL ELECTRIC CODE
3. INTERIOR PIPING SHALL BE CLASS 52 FLANGED DUCTILE IRON PIPE (2" AND LARGER)
4. UNDERGROUND PIPING SHALL BE DUCTILE IRON CLASS 52 OR PVC, AWWA C-900
5. INTERIOR FITTINGS SHALL BE FLANGED DUCTILE IRON
6. UNDERGROUND FITTINGS SHALL BE DUCTILE IRON, CLASS 250, WITH MECHANICAL JOINTS
7. ALL PIPING SHALL BE BRACED AND SECURED TO PREVENT MOVEMENT
8. ALL PIPING SHALL BE DISINFECTED IN ACCORDANCE WITH AWWA C653-87.
9. BOOSTER PUMPS SHALL BE GRUNDFOS, PUMP #52, 6.0" IMPELLOR, 7.5 HP
10. BOOSTER PUMPS SHALL BE SEQUENCED TO ALTERNATE WITH ON-OFF CYCLES.
11. BOOSTER PUMPS SHALL BE CONTROLLED BY TANK ELECTRODE SIGNALS.
12. A PRESSURE SWITCH ON SUCTION PIPING SHALL TURN PUMPS OFF, IF INLET PRESSURE DROPS TO 10 PSI.
13. THE PUMP STATION SHALL BE EQUIPPED WITH AN AUTOMATIC PHONE DIALER WHICH SHALL SIGNAL THE ROANOKE COUNTY SCADA SYSTEM IF THE PUMP STATION FAILS TO RUN AUTOMATICALLY
14. AN ELECTRODE TRANSFER SWITCH SHALL BE PROVIDED TO ALLOW THE CONNECTION OF A GENERATOR

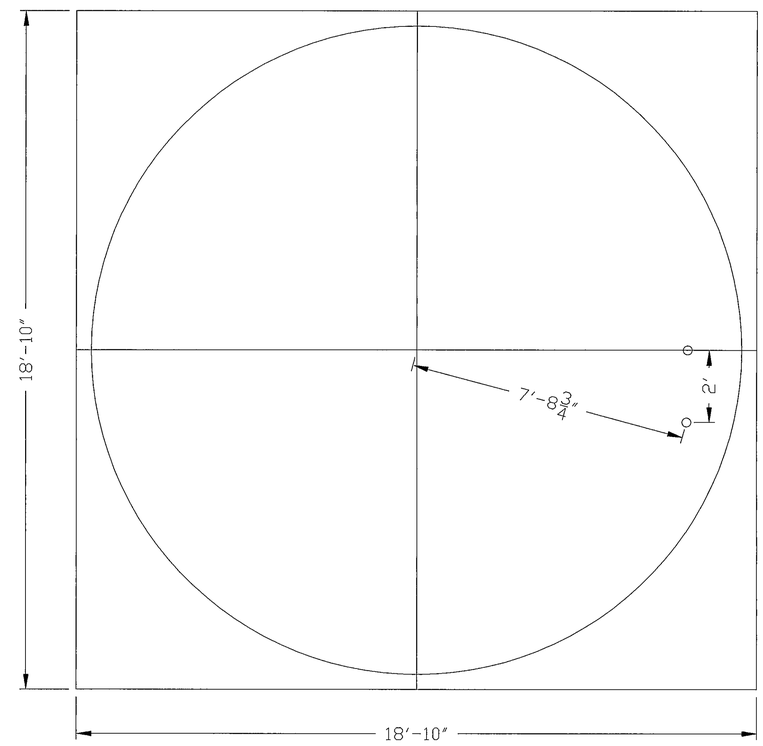

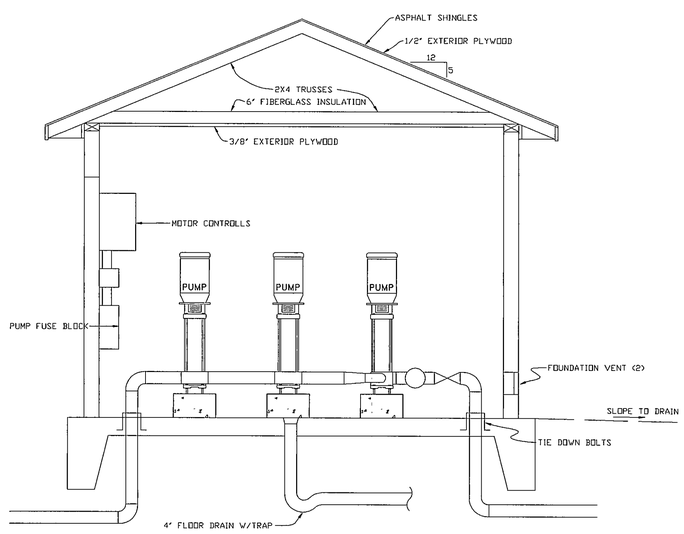

SECTION A-A

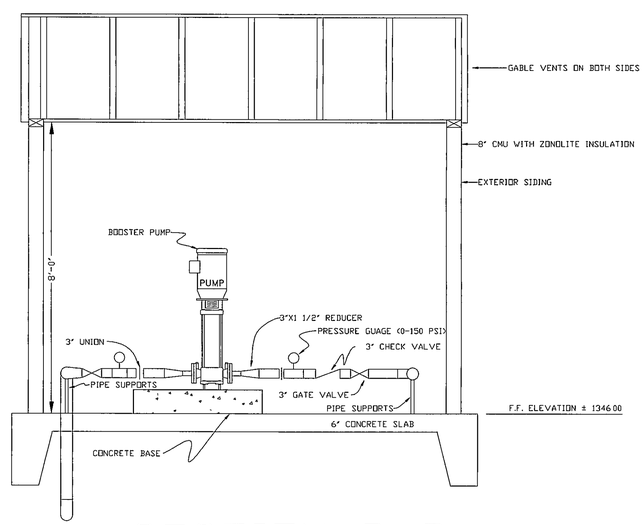

SECTION B-B

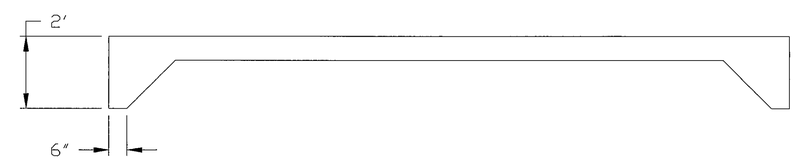

WVWA ID# 6PVHWS