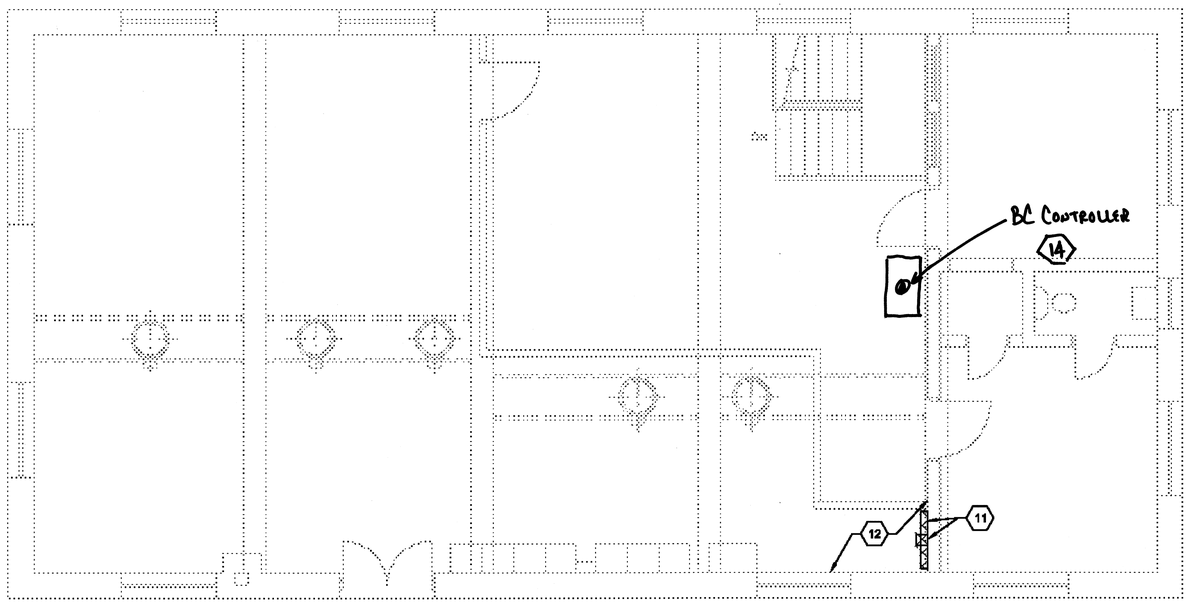

SECOND FLOOR DEMOLITION PLAN

1/4"=1'-0"

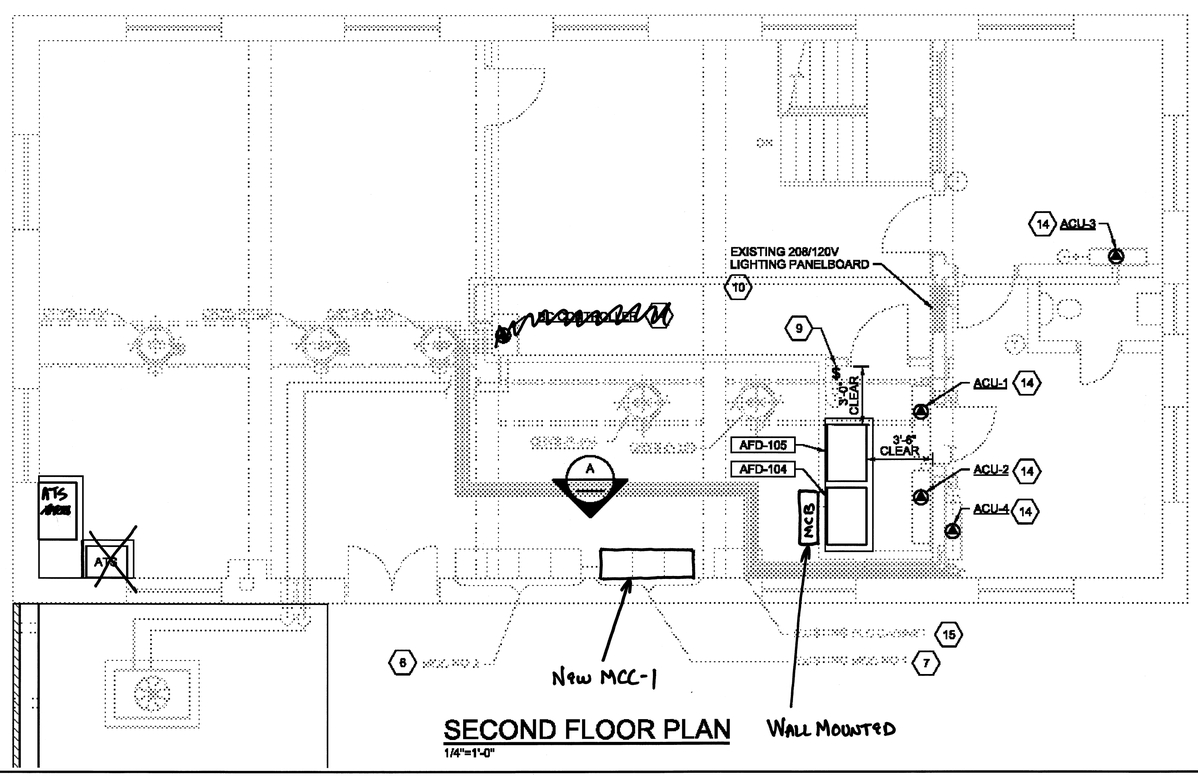

SECOND FLOOR PLAN

1/4"=1'-0"

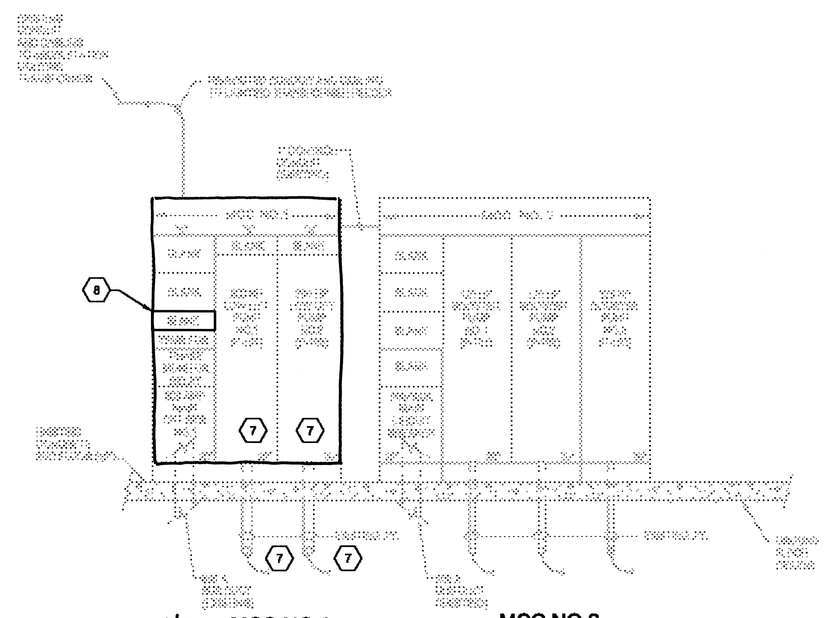

A MCC ELEVATION

NTS

SHEET KEYNOTES

1.-5. NOT USED

6. REFER TO SHEET KEYNOTES 2 AND 3 ON DRAWING E-6001.

7. REFER TO SHEET KEYNOTES 6 THROUGH 8 ON DWG E-6001.

8. REFER TO SHEET KEYNOTE 9 ON DWG E-6001.

9. RELOCATE EXISTING LIGHT SWITCH TO THE NEW LOCATION SHOWN.

10. REFER TO SHEET KEYNOTES ON DWG E-6002.

11. RELOCATE EXISTING COMMUNICATIONS/DATA PANEL AND ALARM, COORDINATE NEW LOCATION WITH OWNER, PROVIDE NEW CONDUIT AND CABLE AS REQUIRED.

12. RELOCATE EXISTING MCC CONDUIT AND CABLE AS REQUIRED FOR CONSTRUCTION OF NEW AFD ROOM AND INSTALLATION OF NEW EQUIPMENT.

13. PROVIDE NEW CONCRETE 4" HIGH EQUIPMENT PAD.

14. REFER TO CBD-4 ON DWG E-6002.

15. REFER TO SPECIFICATION SECTION 40 90 01 FOR MODIFICATION DETAILS.

COMMONWEALTH OF VIRGINIA
RONALD E. BAKER
Lic. No. 019826
PROFESSIONAL ENGINEER
7/1/14

NO.	DATE	REVISION	BY	APV'D

DSGN	DR	CHK	APV'D
A.SODEIFI	JC HALEC	R.BAKER	J.ALLEN

©CH2M HILL 2013. ALL RIGHTS RESERVED.

REUSE OF DOCUMENTS: THIS DOCUMENT, AND THE IDEAS AND DESIGNS INCORPORATED HEREIN, AS AN INSTRUMENT OF PROFESSIONAL SERVICE, IS THE PROPERTY OF CH2M HILL AND IS NOT TO BE USED, IN WHOLE OR IN PART, FOR ANY OTHER PROJECT WITHOUT THE WRITTEN AUTHORIZATION OF CH2M HILL.

CRYSTAL SPRING WATER TREATMENT PLANT
CLEARWELL REPLACEMENT
WESTERN VIRGINIA WATER AUTHORITY
CITY OF ROANOKE, VIRGINIA

CH2MHILL.

ELECTRICAL
LOW LIFT AND HIGH ZONE PUMP STATION
FIRST AND SECOND FLOOR PLANS
AND MCC ELEVATION

CONSTRUCTION DOCUMENTS

VERIFY SCALE
BAR IS ONE INCH ON ORIGINAL DRAWING.
0 1"

DATE	JUNE 2014
PROJ	475481
DWG	E-2001
SHEET	29 of 37

FILENAME: E-2001_475481.dgn PLOT DATE: 2014\07\01 PLOT TIME: 3:29:55 PM