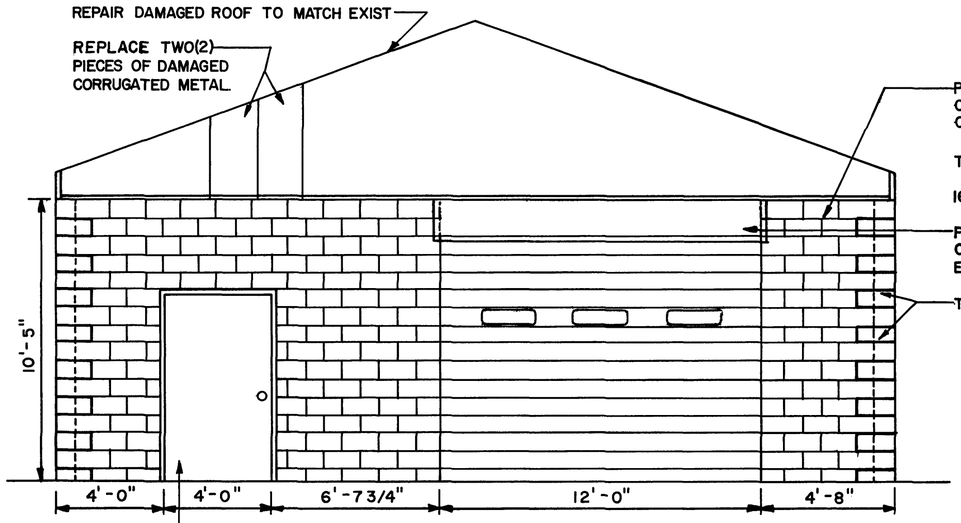

NORTH ELEVATION

SCALE: 1/4"=1'-0"

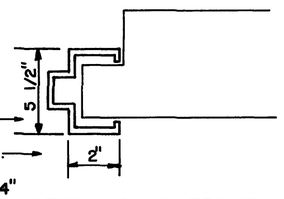

DETAIL: DOOR FRAME

SCALE: N.T.S.

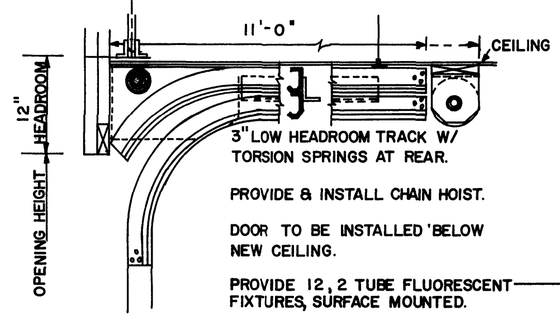

SECTION: LOW HEADROOM TRACK

SCALE: N.T.S.

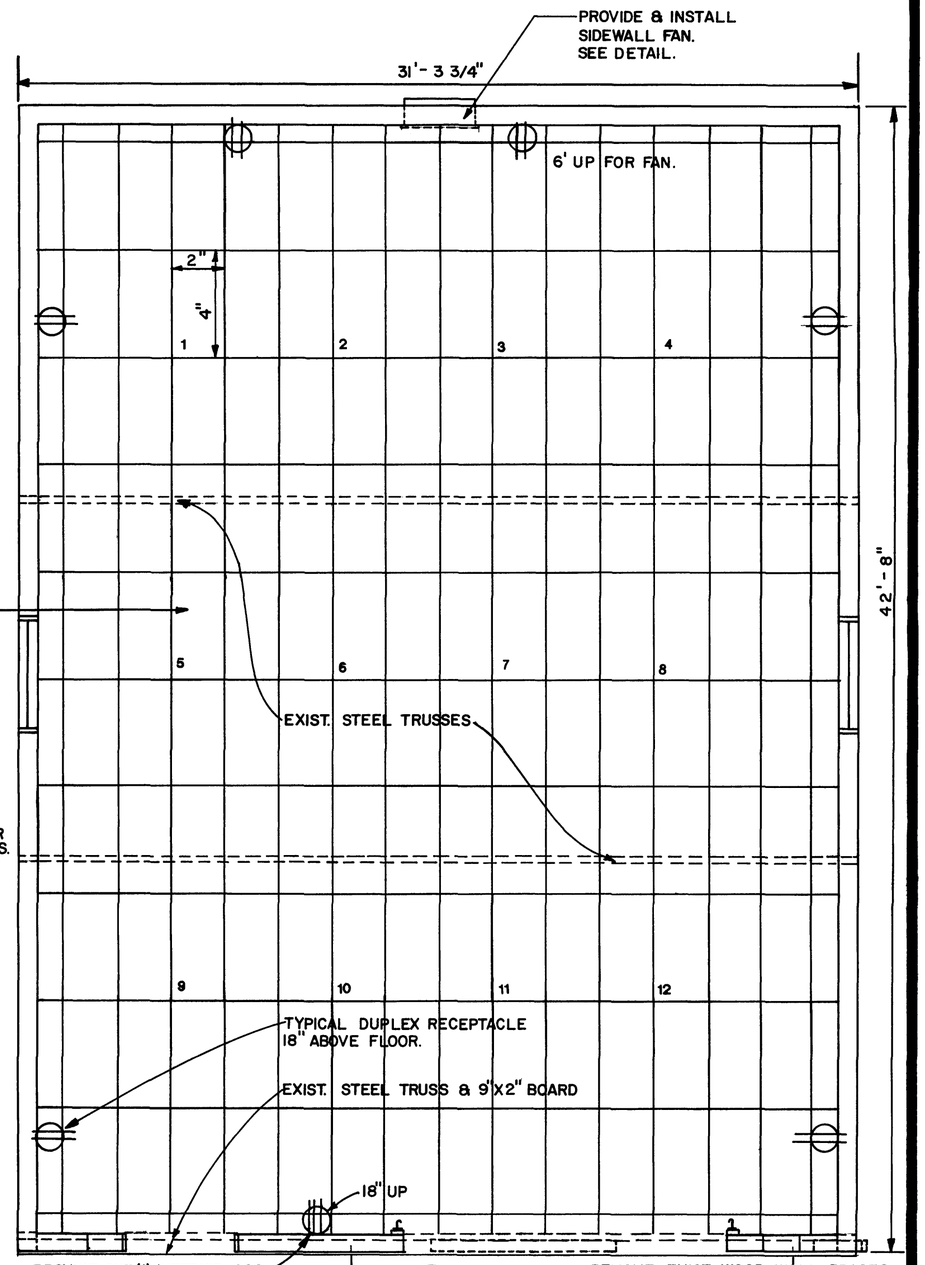

PLAN

SCALE: 1/4"=1'-0"

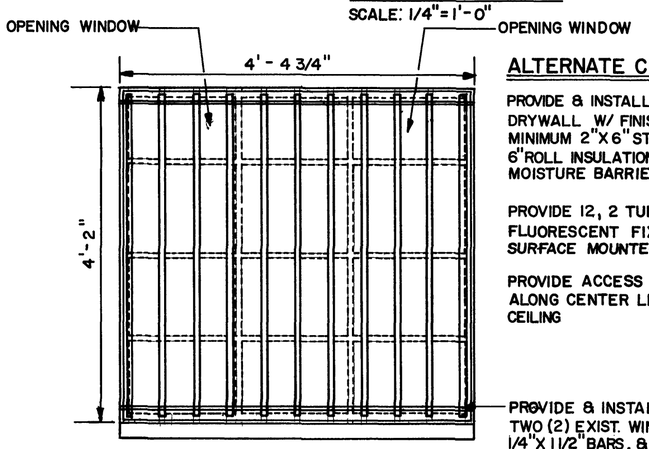

ELEVATION: EXIST. WINDOW

SCALE: 3/4"=1'-0"

ALTERNATE CEILING PLAN

PROVIDE & INSTALL 1/2"X4'X8' DRYWALL W/ FINISHED JOINTS; MINIMUM 2"X6" STRINGERS; 6" ROLL INSULATION W/ MOISTURE BARRIER.

PROVIDE 12, 2 TUBE FLUORESCENT FIXTURES, SURFACE MOUNTED.

PROVIDE ACCESS OPENING ALONG CENTER LINE INTO CEILING

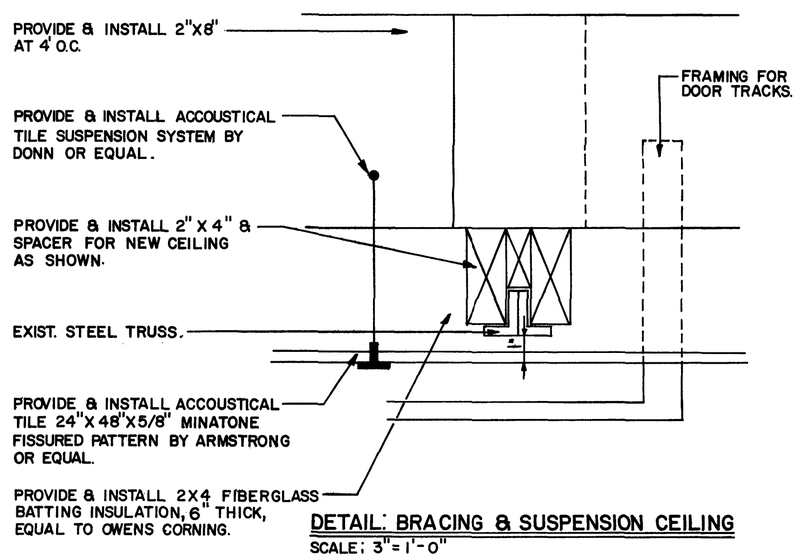

DETAIL: BRACING & SUSPENSION CEILING

SCALE: 3"=1'-0"

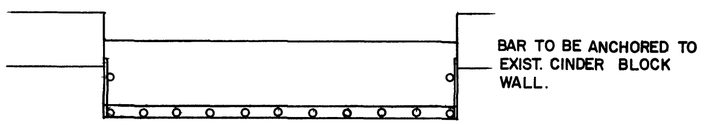

PLAN: BARS & RODS

SCALE: 3/4"=1'-0"

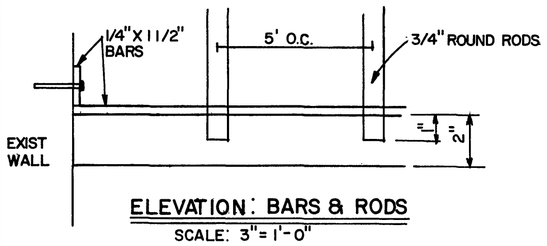

ELEVATION: BARS & RODS

SCALE: 3"=1'-0"

NOTE:

1. PROVIDE & INSTALL 7" THICK, 3000 PSI CONCRETE FLOOR & APRON TO OVERHEAD DOOR, WELDED WIRE MESH 6X6, 10/10, 1/2" EXPANSION JOINTS AROUND WALLS.
2. NEW ELECTRICAL SERVICE FOR BUILDING SHALL BE 150A 3Ø 4W 60HZ, 120/240V, 4# 1 WIRE IN 1 1/2" CONDUIT, EQUAL TO SQUARE D Q0440M150
3. PROVIDE & INSTALL 110 RECEPTACLES AROUND INTERIOR OF GARAGE.
4. CONTRACTOR: TO REMOVE INTERIOR LIGHTING, (EXTERIOR LIGHTING TO REMAIN), & RETURN MATERIALS TO CITY OF ROANOKE.
5. CONCRETE WORK TO BE COMPLETE PRIOR TO REST OF CONSTRUCTION.

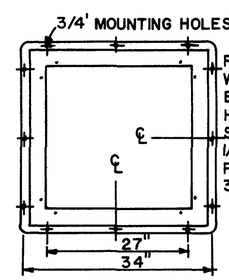

MOUNTING COLLAR

SCALE: N.T.S.

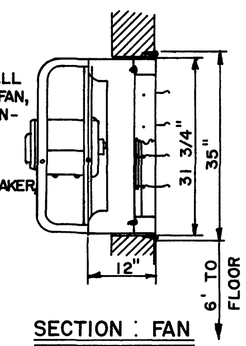

SECTION: FAN

SCALE: N.T.S.

DATE	REV.	DESCRIPTION	BY

PLAN, ELEVATION, DETAIL, SECTION

CITY ENGINEER

UTILITY LINES BUILDING
GARAGE REMODELING
3447 READ ROAD, N.E.
ROANOKE, VIRGINIA

OFFICE OF CITY ENGINEER
MUNICIPAL BUILDING, ROOM 350
215 CHURCH AVENUE, S.W.
ROANOKE, VIRGINIA 24011

DRAWN	NP
CHECKED	
APPROVED	LBC
DATE	8-19-86
PLAN NO.	
SHEET	1
OF	1