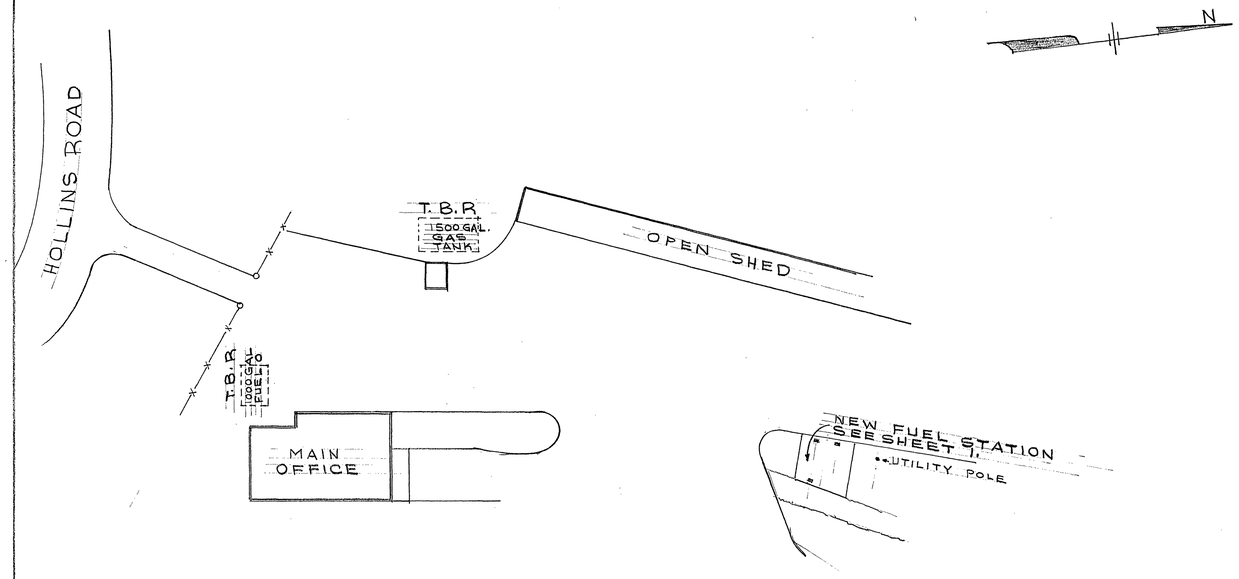

PARTIAL SITE PLAN

SCALE: 1" = 40.0'

T.B.R: STORAGE TANKS (3)
TO BE REMOVED.

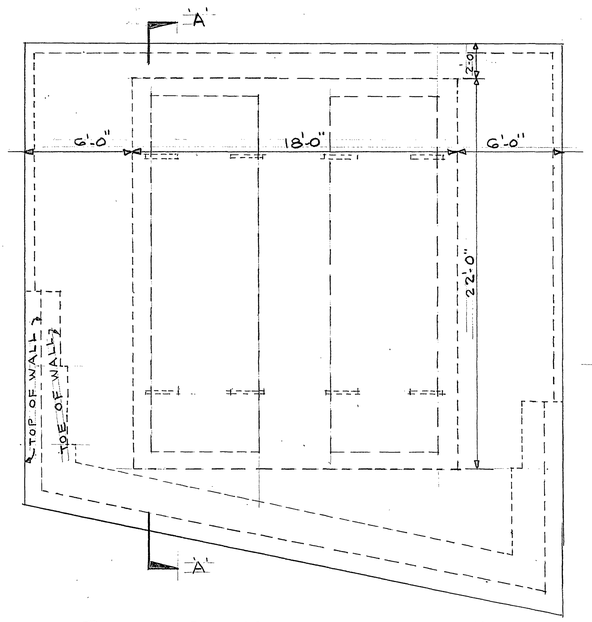

PLAN OF FIBER GLASS TANKS

SCALE: 1/4" = 1'-0"

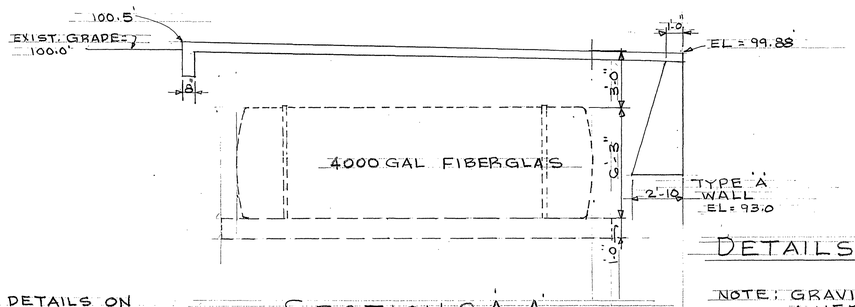

SEE DETAILS ON SHEETS 1 & 2 FOR SLABS & REINF, PUMPS, TANKS & FITTINGS.

SECTION @ A-A

SCALE: 1/4" = 1'-0"

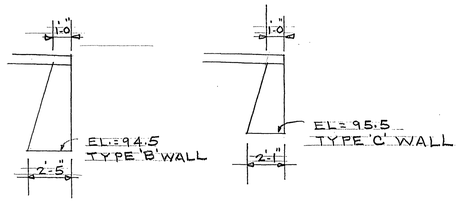

DETAILS - CONCRETE GRAVITY RETAINING WALLS

SCALE: 1/4" = 1'-0"

NOTE: GRAVITY RETAINING WALLS MAY BE POURED WITH A VERTICAL BACK WALL IF DESIRED, THICKNESS OF WALL WOULD BE SAME AS BASE FOR FULL HEIGHT.

DATE	REV.	DESCRIPTION	BY

Charles M Huffine — CITY ENGINEER

NEW FUELING STATION
UTILITY LINES SITE
3447 READ ROAD, N.E.
ROANOKE, VIRGINIA.

DRAWN	L.B.C.
CHECKED	
APPROVED	
DATE	7-3-89
PLAN NO.	71-89-A
SHEET	3
OF	3

OFFICE OF CITY ENGINEER
MUNICIPAL BUILDING, ROOM 350
215 CHURCH AVENUE, S.W.
ROANOKE, VIRGINIA 24011