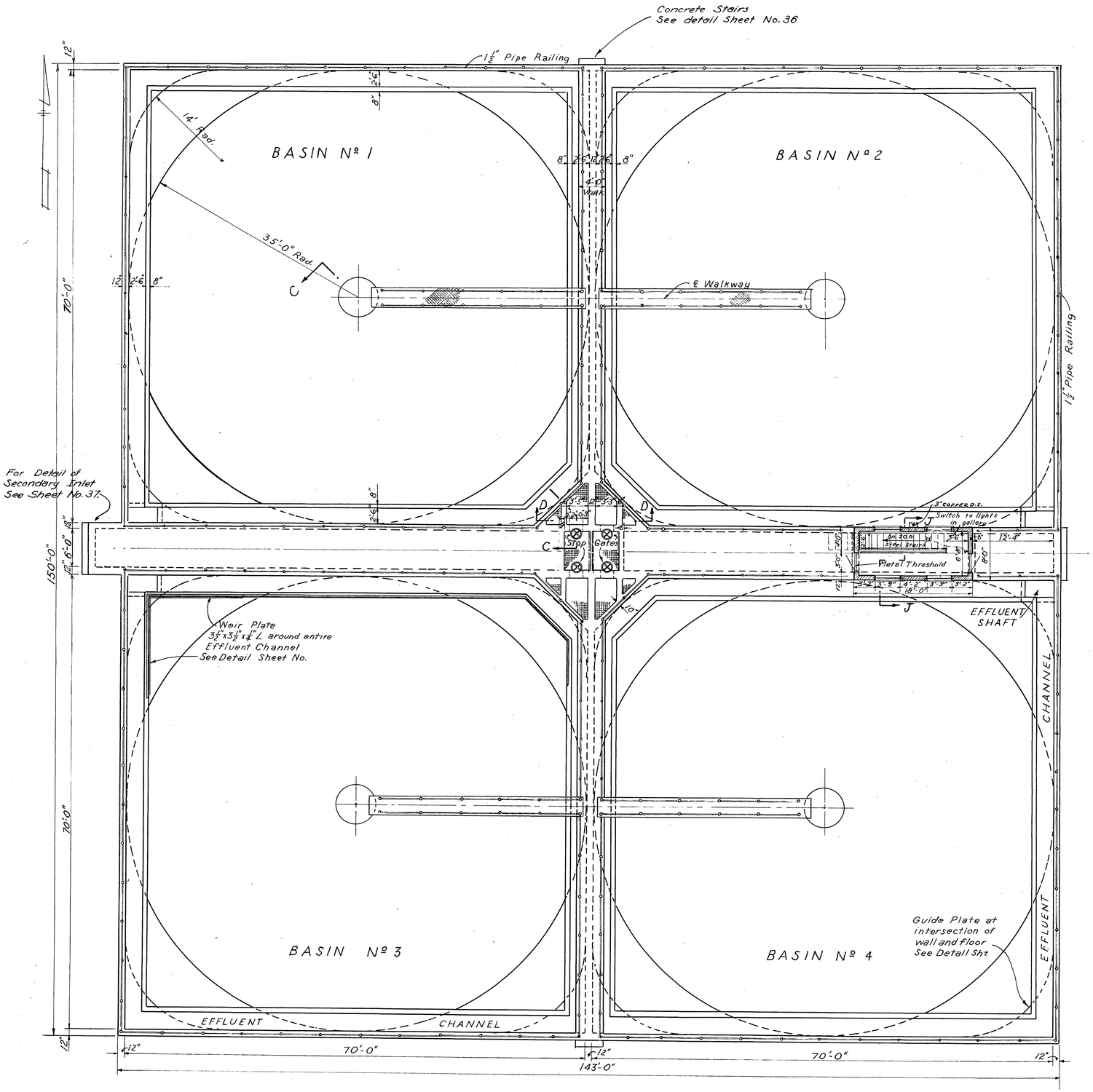

PLAN

Scale: $\frac{1}{8}$" = 1'-0"

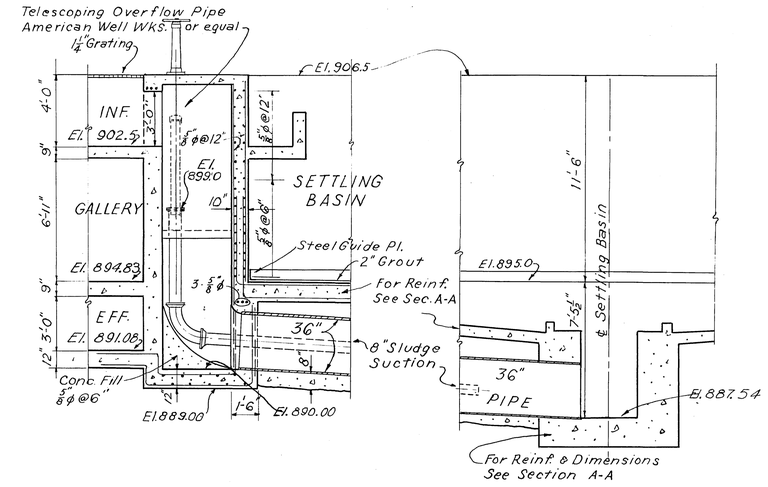

SECTION C-C

Scale: $\frac{1}{4}$" = 1'-0"

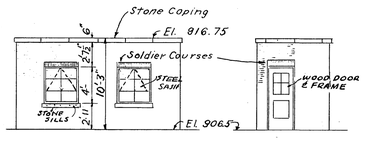

SOUTH ELEVATION (NORTH ELEV. SIMILAR) EXCEPT AS NOTED.

EAST ELEVATION (WEST ELEV. SIMILAR BUT) REVERSED

ELEVATIONS ℄ CONTROL HOUSE

Scale: $\frac{1}{8}$" = 1'-0"

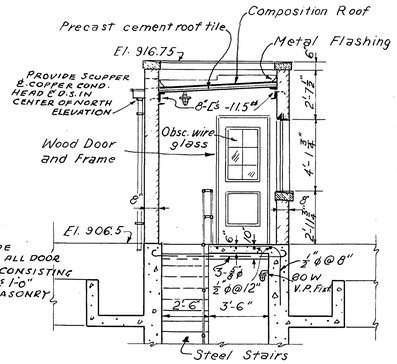

NOTE: PROVIDE L LINTELS OVER ALL DOOR & WINDOW OPGS. CONSISTING OF 2 L'S 3½"x3½"x5/16" LS 1'-0" LONGER THAN MASONRY OPENING.

SECTION J-J

Scale: $\frac{1}{4}$" = 1'-0"

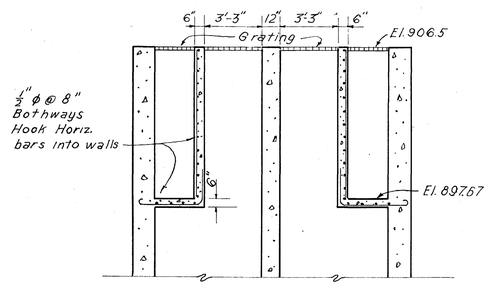

DETAIL ℄ INLET CORNERS

SECTION D-D

Scale: $\frac{1}{8}$" = 1'-0"

SANITARY SEWER PROJECT No. 3 · 1950

ALVORD, BURDICK & HOWSON | MATTERN & MATTERN ENGINEERS
CHICAGO, ILL. | ROANOKE, VA.

SEWAGE TREATMENT PLANT
CITY ℄ ROANOKE, VIRGINIA
SECONDARY SETTLING BASIN
CONCRETE DETAILS

DESIGNED		SCALE AS SHOWN	DOM. RD.
DRAWN	G.J.R.		
CHECKED	G.J.R.	DATE AUGUST, 1950	SHEET NO. 35