N:\PROJECTS\9797042\SUBMIT\DETAIL31.DWG [9704231A.PLT]

PG-7

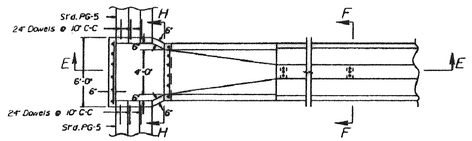

PLAN VIEW

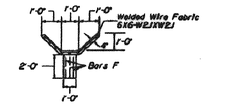

SECTION F-F

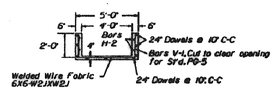

SECTION H-H

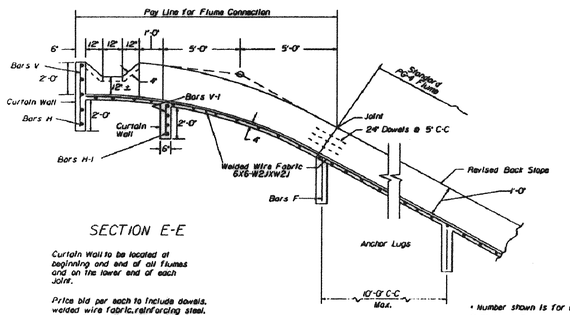

SECTION E-E

Curtain Wall to be located at beginning and end of all flumes and on the lower end of each joint.

Price bid per each to include dowels, welded wire fabric, reinforcing steel, anchor lugs and curtain wall, and class A-3 conc.

APPROXIMATE QUANTITIES	
Reinforcing Steel 16,376 Lbs.	Class A3 Conc. 1.7 Cu.Yds.

0.583 Sq.Yds. surface area per linear foot of Mod.PG-4 Flume.

REINFORCING STEEL SCHEDULE

MARK	SIZE	NO.	SPACING	LENGTH
H	#3	9	6"	5'-8"
H-1	#3	4	6"	4'-8"
H-2	#3	6	6"	5'-3"
V	#4	6	12"	4'-0"
V-1	#4	28	6"	3'-0"
DOWELS	#4	9	10"	2'-0"
DOWELS	#4	9	5"	2'-0"
W.W.F.	6x6			83 Sq.Ft.

BENDING DIAGRAM

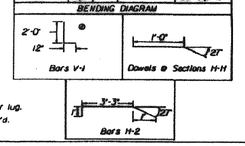

* Number shown is for one Std.PG-4 anchor lug.

@ Field cut Bars V-1 to clear opening for Std. PG-5.

SPECIFICATION REFERENCE
502

DITCH FLUME CONNECTOR

VIRGINIA DEPARTMENT OF TRANSPORTATION

REV. 8-93

109.05

SB-1

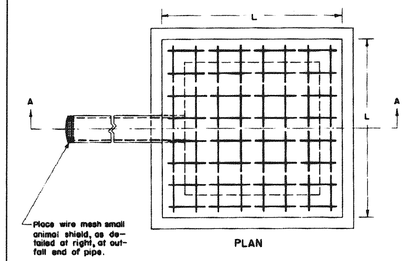

PLAN

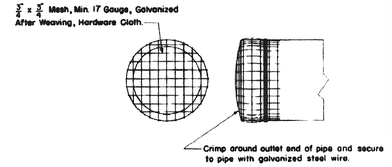

NOTES

All concrete to be Class A3 if cast in place. For precast see Sheet 110.02.

Concrete quantities shown are based on a 6" concrete sewer pipe. If other size or type of pipe is used quantities are to be adjusted accordingly.

Cost of wire mesh shield at outfall end of pipe is to be included in price bid for pipe.

This item may be precast or cast in place.

Height Of Fill	Size (L)	Top Slab (D)	Sidewalls (W)	Footing Width (F)	Reinforcing Steel No. Reqd.	Length	Size	Spacing C-C	Quantities Cu Yds. Conc.	Reinf. Steel Lbs.	Increment * Cu. Yds.
Below 25'	4'	8"	6"	12"	32	5'-9"	#4	6"	0.995	80	0.043
25'-50'	4'-4"	8"	8"	14"	32	4'-1"	#5	6"	1.240	136	0.053

* Quantities shown are based on an 8" depth of footing, add incremental quantity for each additional 1" of depth.

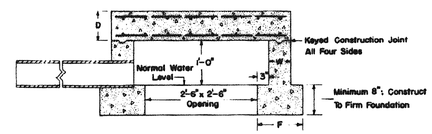

SECTION A-A

STANDARD SPRING BOX

VIRGINIA DEPARTMENT of TRANSPORTATION

SPECIFICATION REFERENCE
105
232
302

110.01

SPRING BOX TO BE INSTALLED AT APPROXIMATELY STA 13+00 - 110'L. FIELD VERIFY EXACT LOCATION.

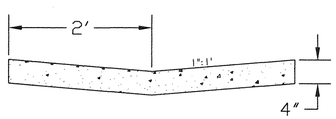

GUTTER PAN

SCALE: 1" = 1'

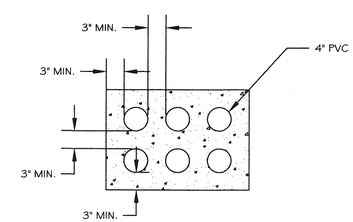

CONDUIT CLUSTER

SCALE: 1" = 1'

ENGINEERING CONCEPTS, INC.
20 S. ROANOKE ST., PO BOX 619
FINCASTLE, VIRGINIA 24090
540.473.1253 FAX: 540.473.1254

AS-BUILT

Drawn	HTB
Designed	VDOT
Checked	WPJ
Approved	JST

GREENFIELD PARKWAY PHASE 1

DITCH FLUME CONNECTOR AND MISC. DETAILS

NOT TO SCALE

NOVEMBER 12, 1997

PROJECT: 97042