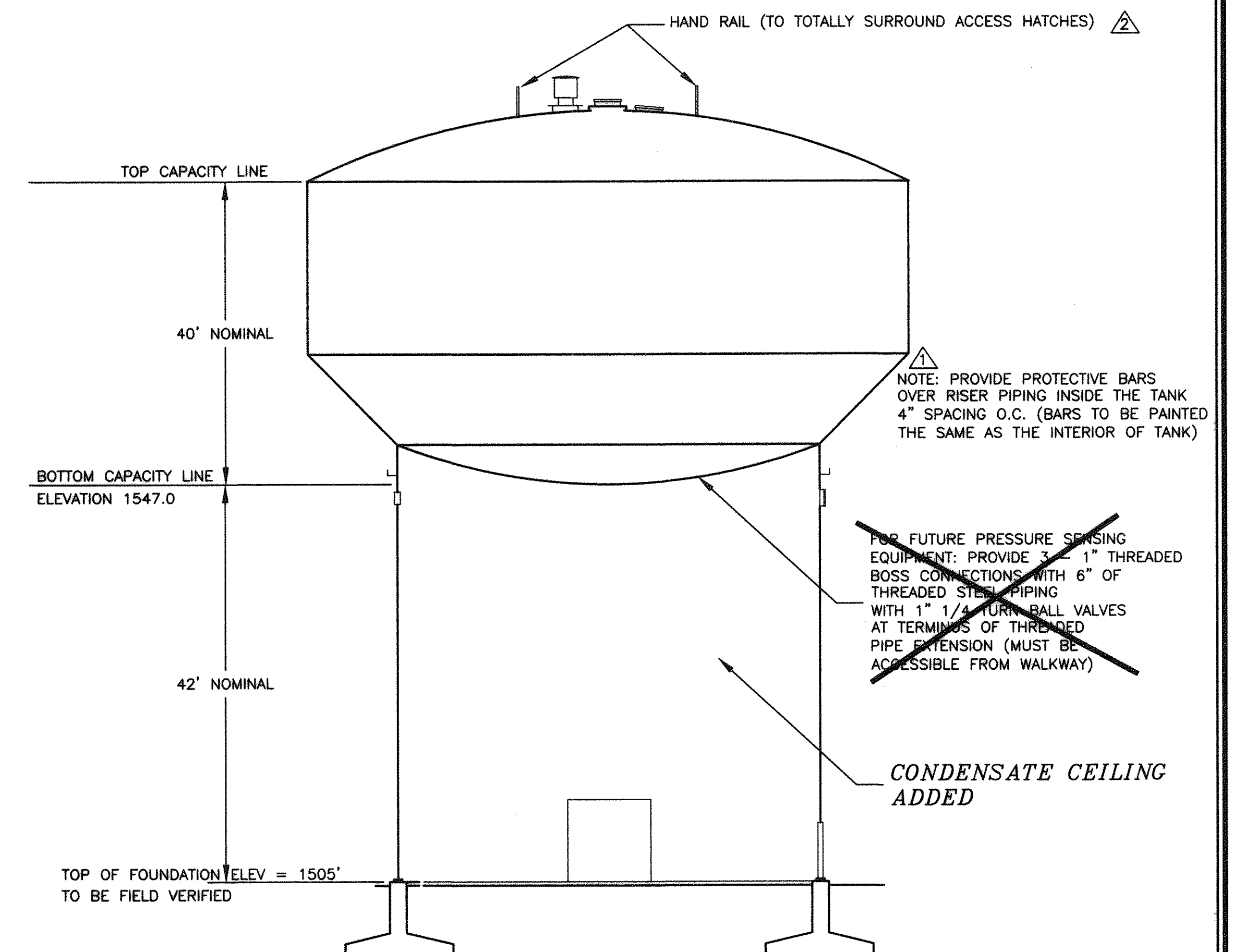


NOTE: ACTUAL FINAL GRADES DEVIATE FROM THOSE SHOWN.
AS-BUILT SURVEY OF ACTUAL FINAL GRADES WAS NOT CONDUCTED.

SITE PLAN
SCALE: 1"=10'

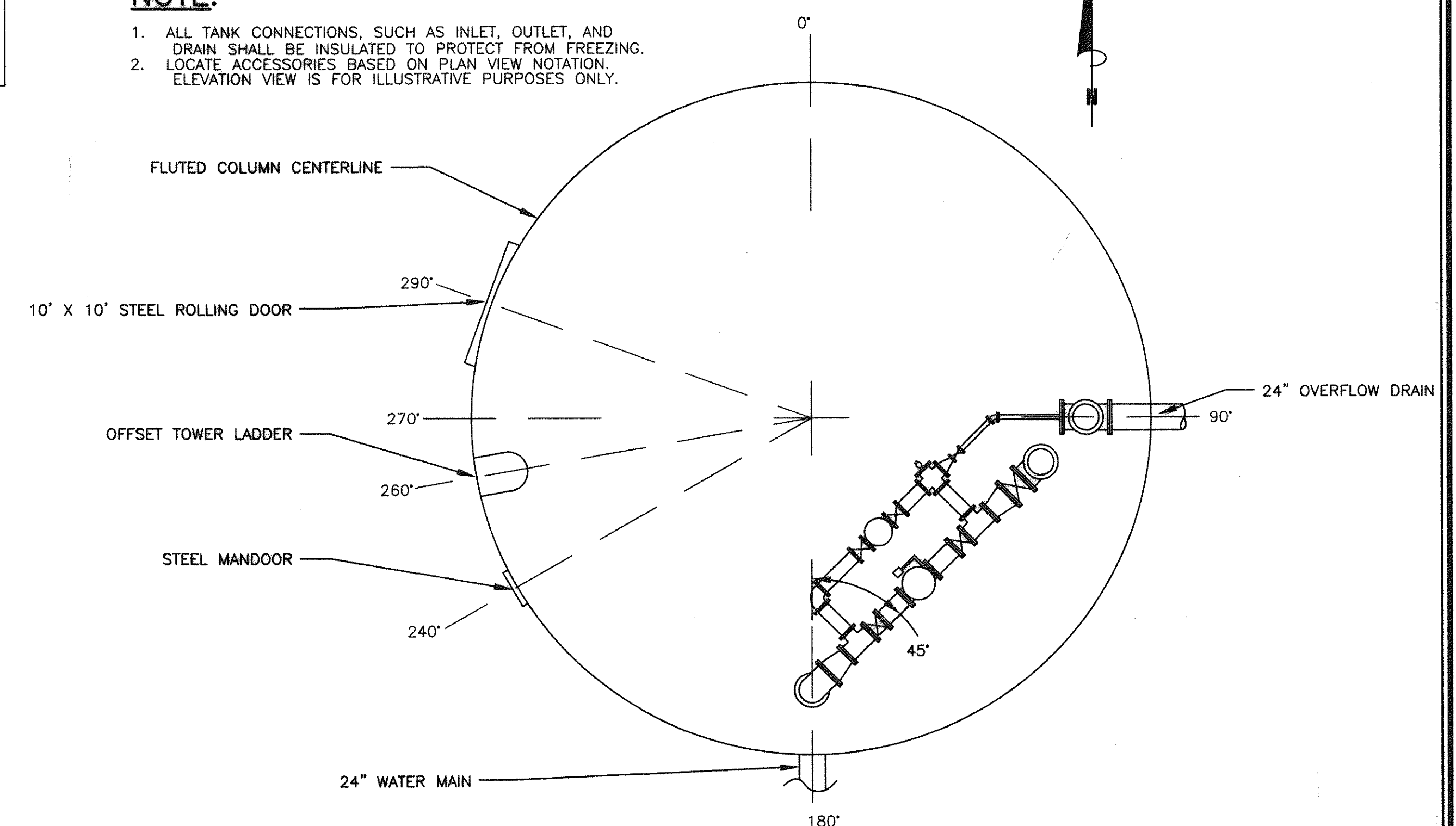
FONT DESIGNATES AS BUILT CHANGES TO DESIGN PLANS




TANK ELEVATION DETAIL
NOT TO SCALE

NOTE:

1. ALL TANK CONNECTIONS, SUCH AS INLET, OUTLET, AND DRAIN SHALL BE INSULATED TO PROTECT FROM FREEZING.
2. LOCATE ACCESSORIES BASED ON PLAN VIEW NOTATION. ELEVATION VIEW IS FOR ILLUSTRATIVE PURPOSES ONLY.



PLAN
SCALE: 1/8"=1'-0"



ENGINEERING CONCEPTS, INC.

20 S. ROANOKE ST., PO BOX 619
FINCASTLE, VIRGINIA 24090
540.473.1253 FAX: 540.473.1254

AS-BUILT

No.	Revision	By	Appd.	Date	Drawn	<div><div>GREENFIELD WATER TANK</div><div>TANK SITE PLAN</div></div>	AS SHOWN	
1	NOTE ADDED	PSN	JST	1-26-98	Designed		PSN	NOVEMBER 1997
2	HAND RAIL ADDED	PSN	JST	1-26-98	Checked		JST	PROJECT: 97075
					Approved			
							JST	2 of 3