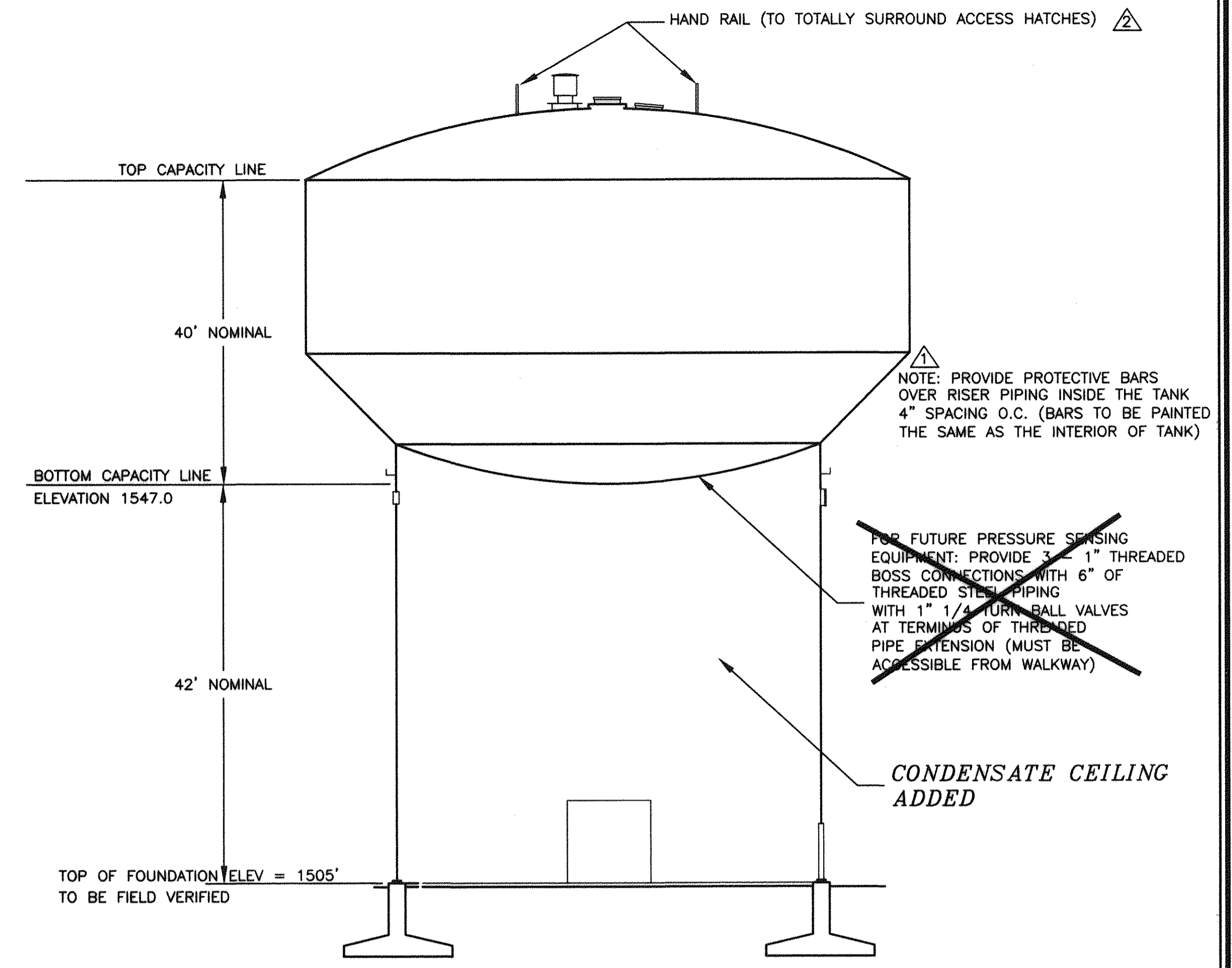


NOTE: ACTUAL FINAL GRADES DEVIATE FROM THOSE SHOWN. AS-BUILT SURVEY OF ACTUAL FINAL GRADES WAS NOT CONDUCTED.

**SITE PLAN**  
SCALE: 1"=10'

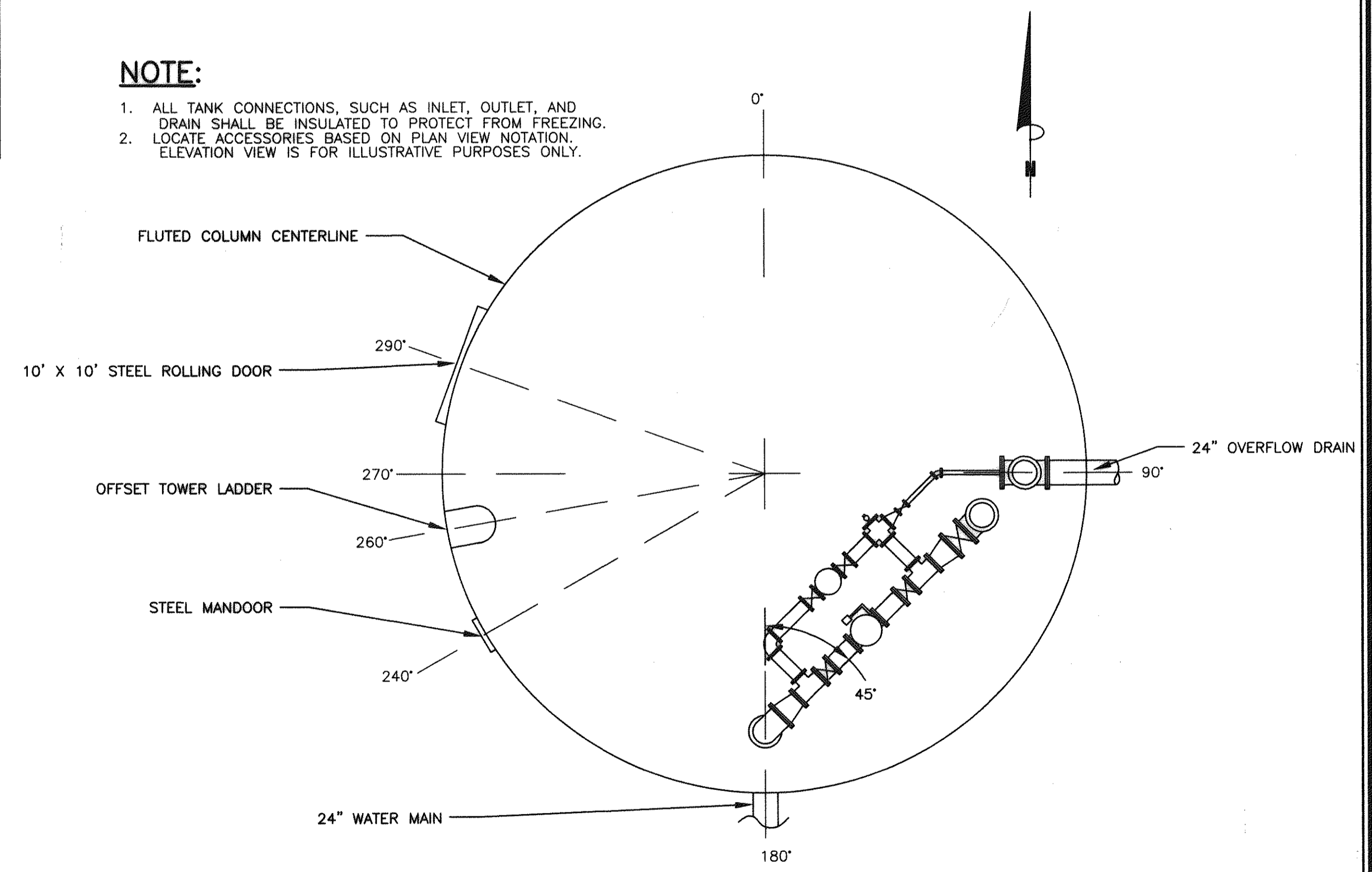
FONT DESIGNATES AS BUILT CHANGES TO DESIGN PLANS



**TANK ELEVATION DETAIL**  
NOT TO SCALE


**NOTE:**

1. ALL TANK CONNECTIONS, SUCH AS INLET, OUTLET, AND DRAIN SHALL BE INSULATED TO PROTECT FROM FREEZING.
2. LOCATE ACCESSORIES BASED ON PLAN VIEW NOTATION. ELEVATION VIEW IS FOR ILLUSTRATIVE PURPOSES ONLY.



**PLAN**  
SCALE: 1/8"=1'-0"

AS-BUILT



**ENGINEERING CONCEPTS, INC.**  
20 S. ROANOKE ST., PO BOX 619  
FINCASTLE, VIRGINIA 24090  
540.473.1253 FAX: 540.473.1254

No.	Revision	By	Appd.	Date	Drawn
△	NOTE ADDED	PSN	JST	1-26-98	Designed
△	HAND RAIL ADDED	PSN	JST	1-26-98	PSN
					Checked
					JST
					Approved
					JST

**GREENFIELD  
WATER TANK**  
**TANK SITE  
PLAN**

AS SHOWN  
NOVEMBER 1997  
PROJECT: 97075  
**2** of **3**