
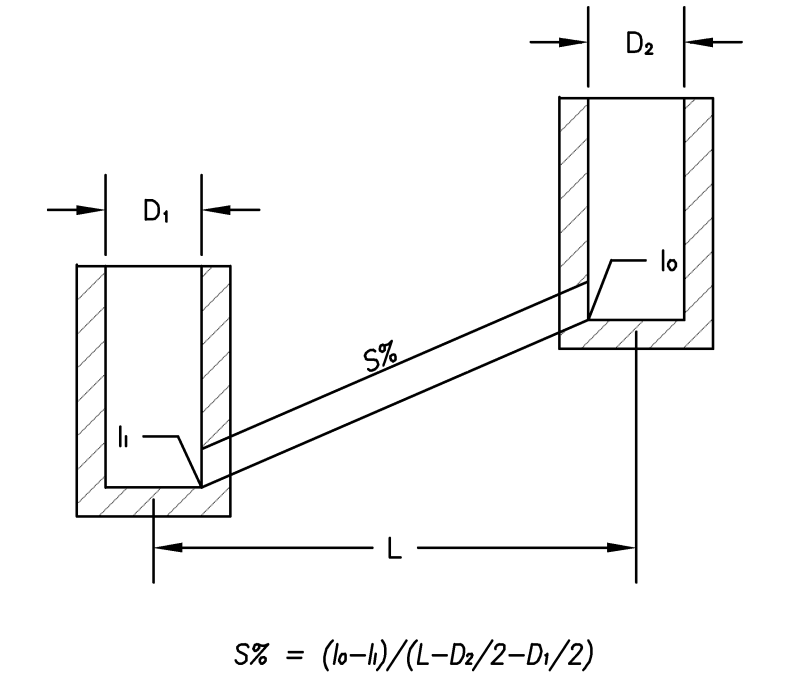
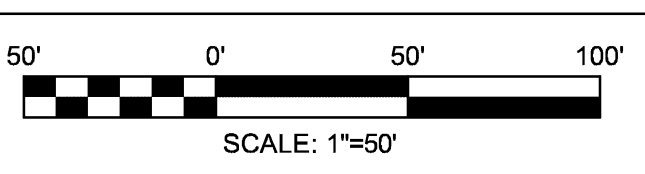



SLOPE CALCULATION NOTE:
 ALL PIPE SLOPES ARE CALCULATED FROM INSIDE FACE OF MANHOLE TO INSIDE FACE OF MANHOLE.



20 South Roanoke St.
 Fincastle, Virginia 24090
 540.473.1253 540.473.1254(Fax)
 email@engineeringconcepts.com
 ECI PROJECT #02019

GENERAL NOTES



PROJECT TITLE

The Glebe

SFCs Architecture
 Engineering
 Planning
 Interiors
 SFCs Inc. • 305 South Jefferson Street
 Roanoke, Virginia 24011.2003
 540.344.6664 • Fax 540.343.6925
 www.sfc.com

PROJECT DESIGNER	: SFCs
PROJECT ARCHITECT	: SFCs
PROJECT ENGINEER	: ECI
DRAWN BY	: ECI
CHECKED BY	: ECI
APPROVED BY	: ECI

NO.	REVISION DESCRIPTION	DATE
1	REVISIONS PER BOT. CO.	11/12/03
2	REVISIONS SEWER ALIGNMENT	09/14/04

DRAWING TITLE
**OFFSITE GRAVITY
 SANITARY SEWER
 PLAN & PROFILE**

COMM. NO.	47115.00	DATE	11/12/03
DRAWING		SHEET	