NOTE: THE DESIGN and concept indicated by this print and accompanying documents are the sole property of craighead and associates, architects. they may not be used, copied, altered or reproduced in any form or manner, nor may they be party without written permission of the architects. prints not bearing the signed architects seal shall be schematic or design development drawing only, not for construction.

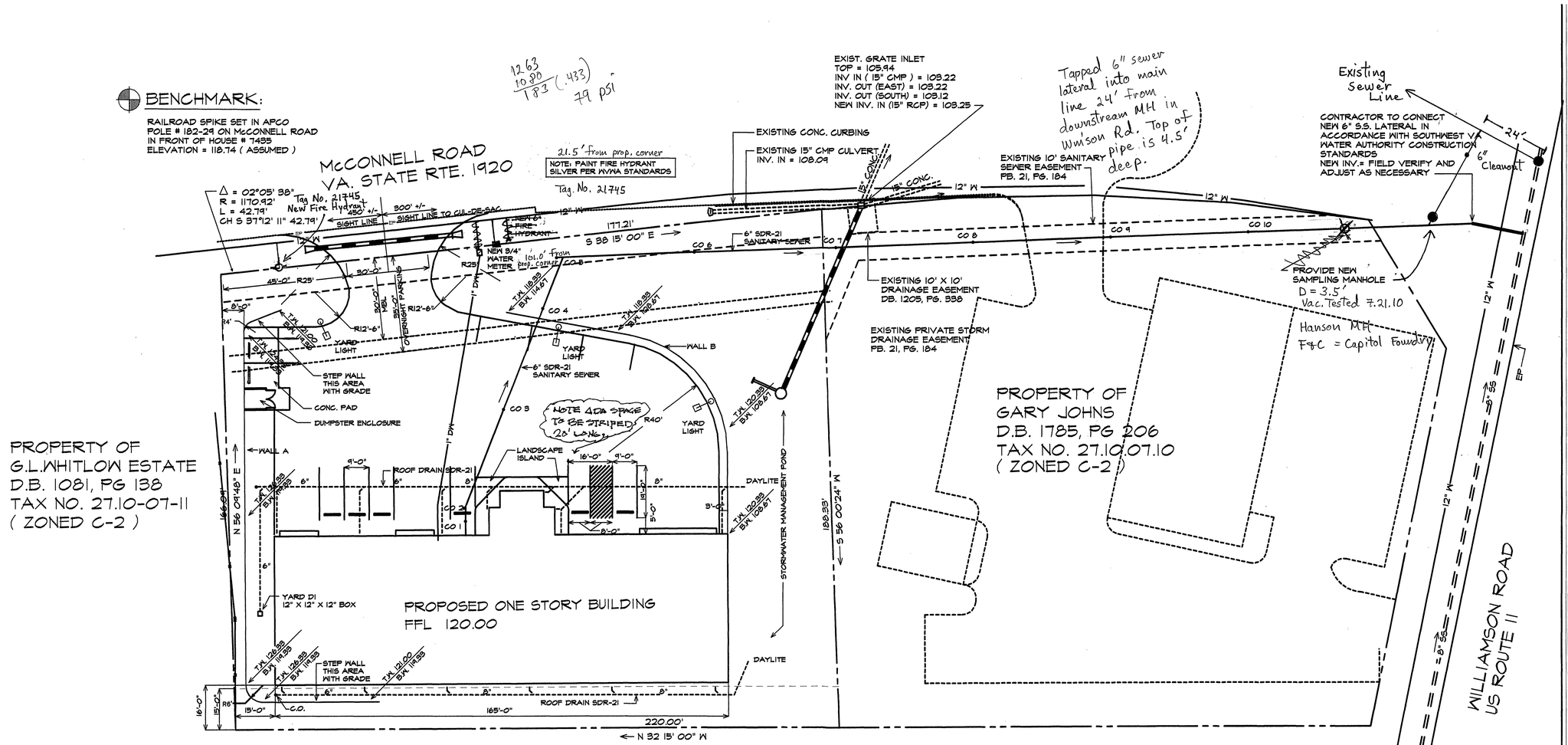

NOTE: RETAINING WALL SHOWN IS SEGMENTED WALL, PATTERN AND COLOR AS SELECTED BY OWNER. CONTRACTOR TO FURNISH WALL DESIGN AND SHOP DRAWINGS TO ARCHITECT FOR REVIEW PRIOR TO INSTALLATION. ADJUST LAYOUT AS REQUIRED IN FIELD. BOTT OF WALL NOTED IS APPROX FINISH GRADE AT BASE OF WALL. EXTEND WALL BELOW GRADE PER FINAL DESIGN. SEE WALL ELEVATIONS SHEET S-5

DIMENSIONAL SITE PLAN

SCALE: 1" = 20'-0"

ZONING REGULATIONS (C-2)

30' FRONT SETBACK (MINIMUM)	ACTUAL FRONT SETBACK (90' +/-)
NO SIDE YARD SETBACK	ACTUAL SIDE YARD SETBACK (15'-0")
15' REAR SETBACK (MINIMUM)	ACTUAL REAR SETBACK (16'-0")
MINIMUM LOT SIZE: 15,000 SF	ACTUAL LOT SIZE: 38,855 SF
MINIMUM LOT FRONTAGE : 75 LF	MINIMUM LOT FRONTAGE : 220 LF
MAXIMUM BUILDING COVERAGE : 50%	ACTUAL BUILDING COVERAGE : 23%
MAXIMUM LOT COVERAGE : 90%	MAXIMUM LOT COVERAGE : 62%

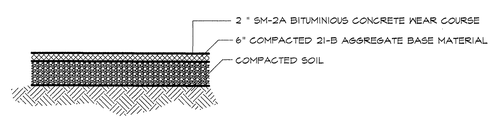

LIGHT DUTY PAVEMENT DETAIL
NOT TO SCALE

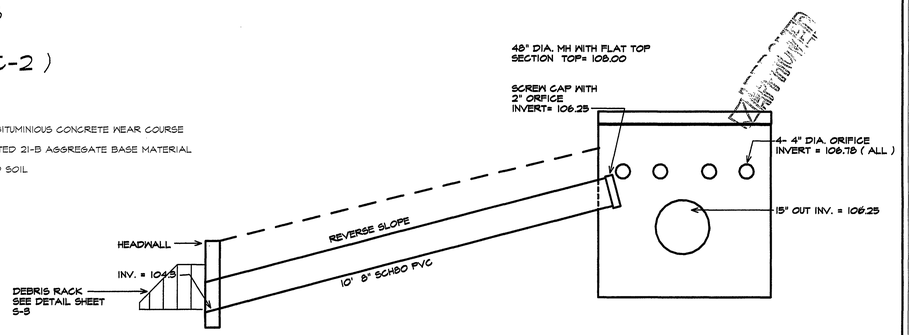

OUTLET STRUCTURE
1" = 10'-0"

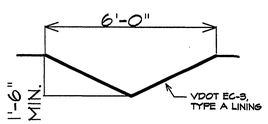

DITCH A
NO SCALE

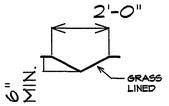

DITCH B
NO SCALE

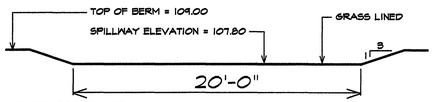

EMERGENCY SPILLWAY
NO SCALE

As-Built 7.21.10 K. Winslow

CRAIGHEAD & ASSOCIATES
Architects, Designers, Construction Managers
2721 BRAMBLETON AVENUE
SUITE 12
ROANOKE, VIRGINIA 24018
(540) 774-5526
FAX (540) 777-1288

REVISIONS		DATE
1	COMMENTS	07/22/09
2	COMMENTS	8/27/09
3	COMMENTS	11/21/09
4	--------	--/--/--
5	--------	--/--/--

COMMONWEALTH OF VIRGINIA
RAYMOND L. CRAIGHEAD
CERTIFICATE NO. 0201-024944
REGISTERED ARCHITECT

PROPOSED NEW BUILDING FOR BOUDY PROPERTIES, INC.

ROANOKE VA

PROJECT NO: 22012
DATE: 06/08/09
DRAWN BY: RLC
CHECKED BY: RLC

APPROVED FOR THE OWNER DATE

S-2

DIMENSIONAL LAYOUT

SCALE: 1" = 20'-0"

GRAPHIC: