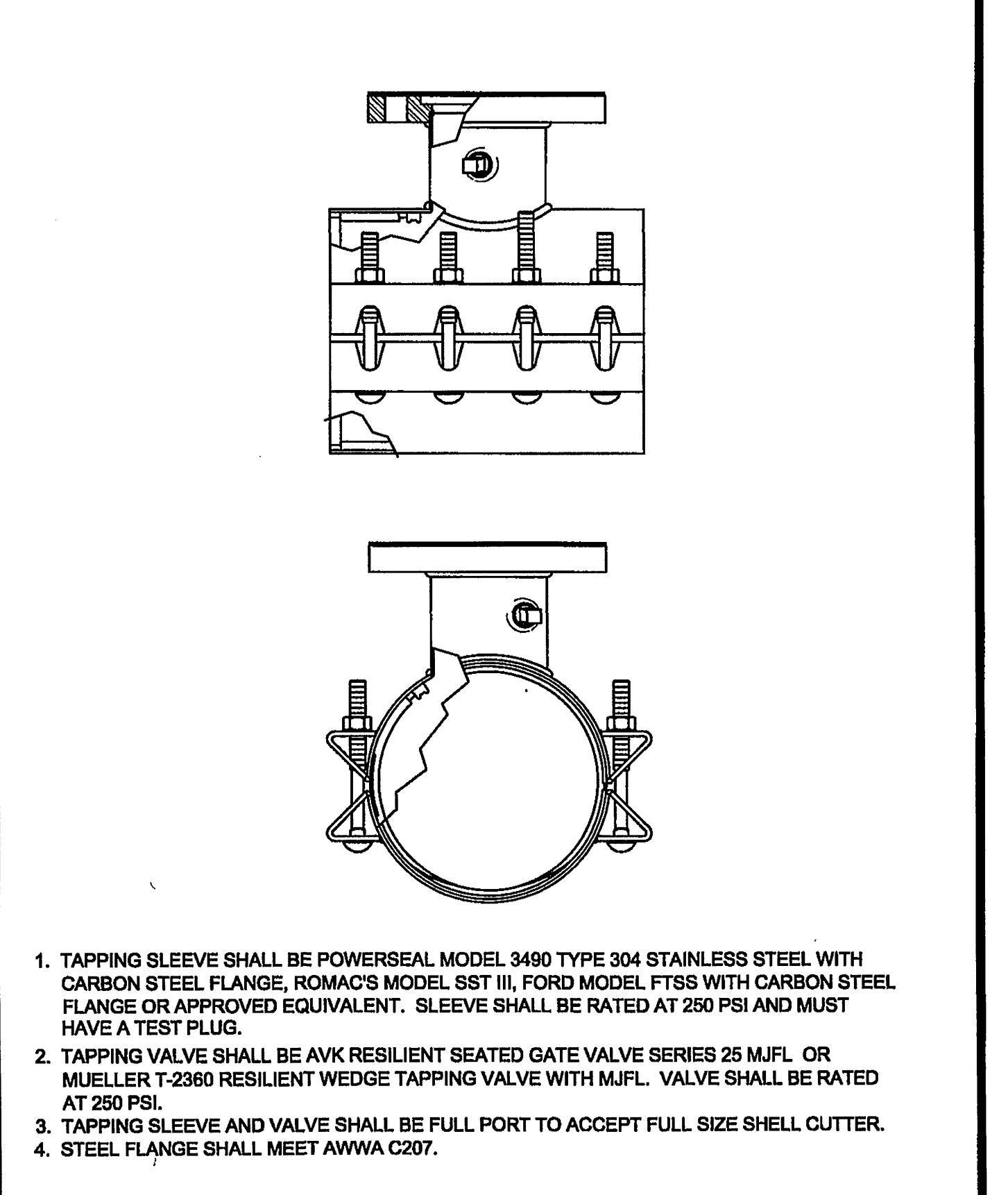
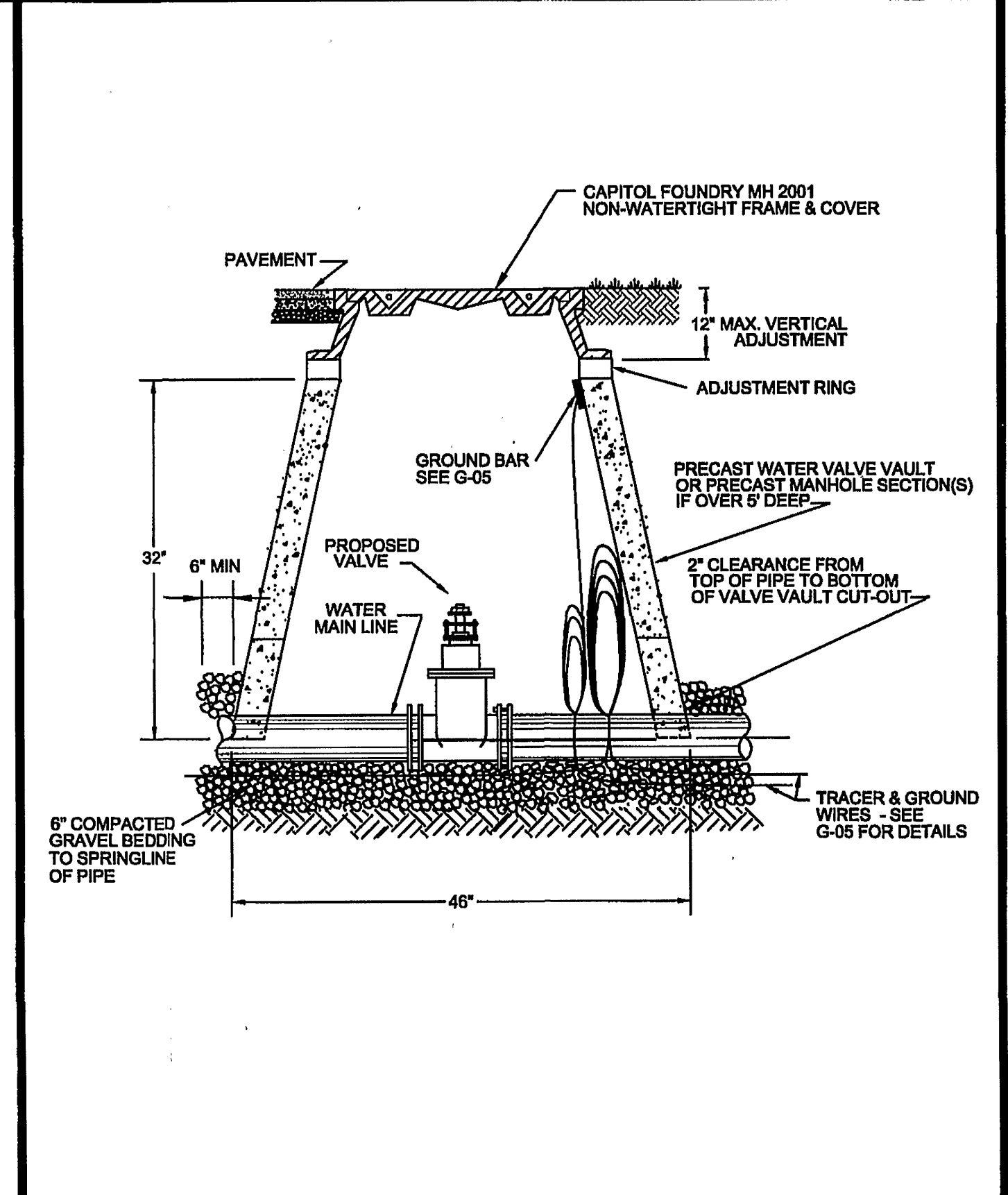
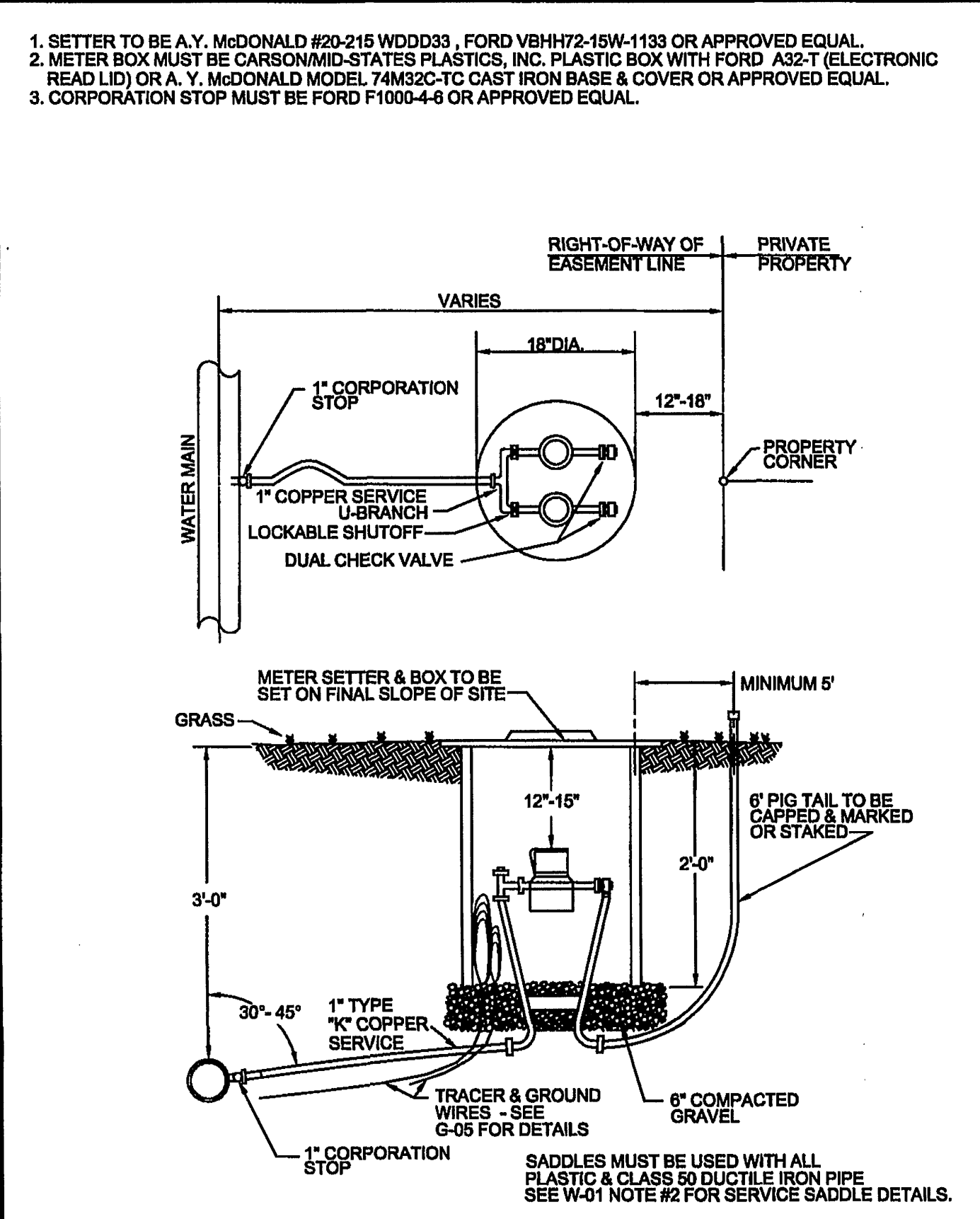
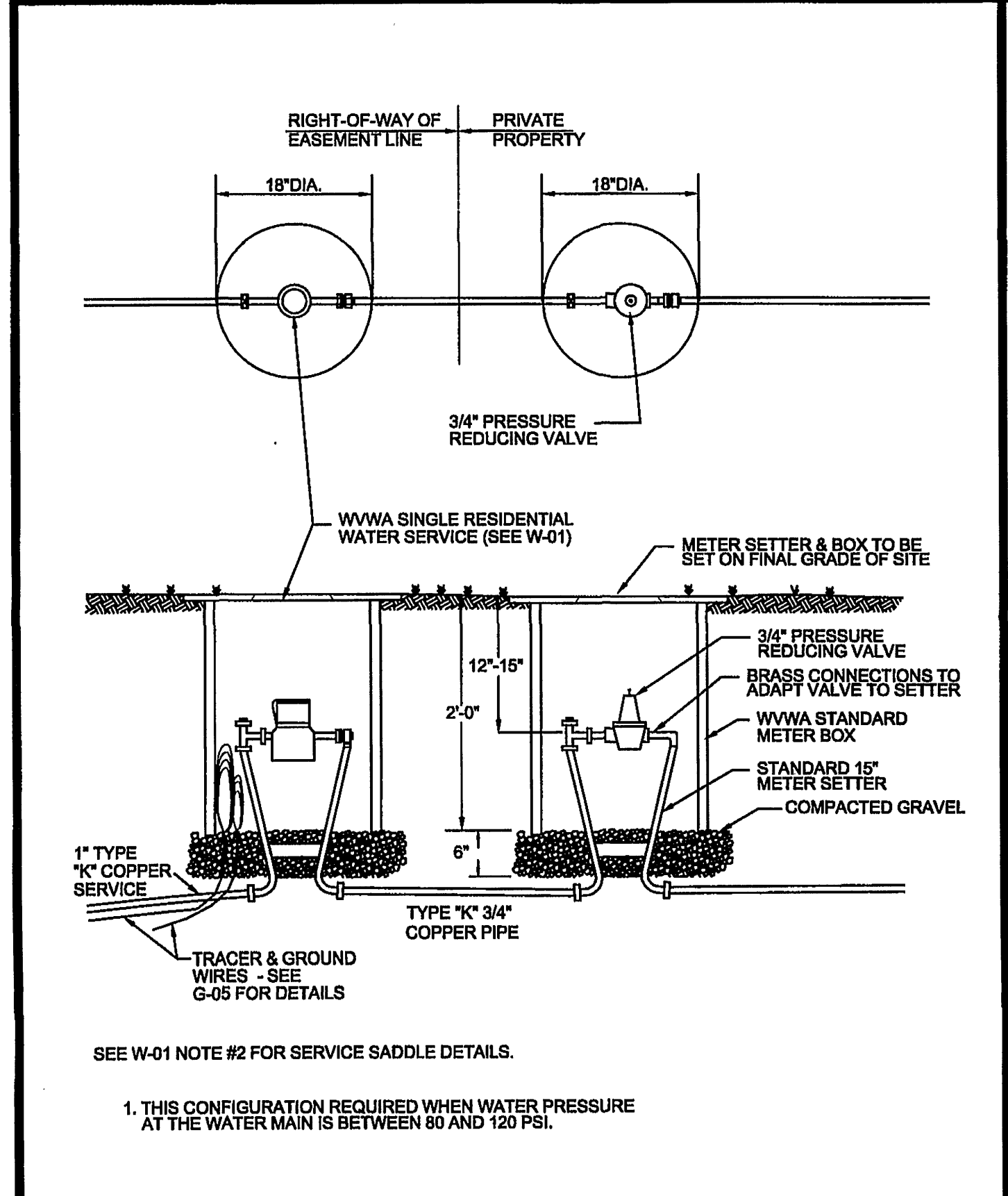


Draper Aden Associates
 Engineering • Surveying • Environmental Services
 Blacksburg, VA
 2208 South Main Street
 Blacksburg, VA 24060
 540-535-5500
 www.daa.com

DETAIL SHEET
 DEYERLE AREA PHASE 2 WATERLINE REPLACEMENT
WESTERN VIRGINIA WATER AUTHORITY
 CITY OF ROANOKE, VIRGINIA

DESIGNED BY: RMH
 DRAWN BY: DLD
 CHECKED BY: RMH
 SCALE: NONE
 DATE: 10-24-07
 PROJECT NUMBER: B04202-08
U-8



WESTERN VIRGINIA WATER AUTHORITY - CONSTRUCTION STANDARDS

REVISION DATE	DESCRIPTION	W-02
07/01/04		
03/01/06		

WESTERN VIRGINIA WATER AUTHORITY - CONSTRUCTION STANDARDS

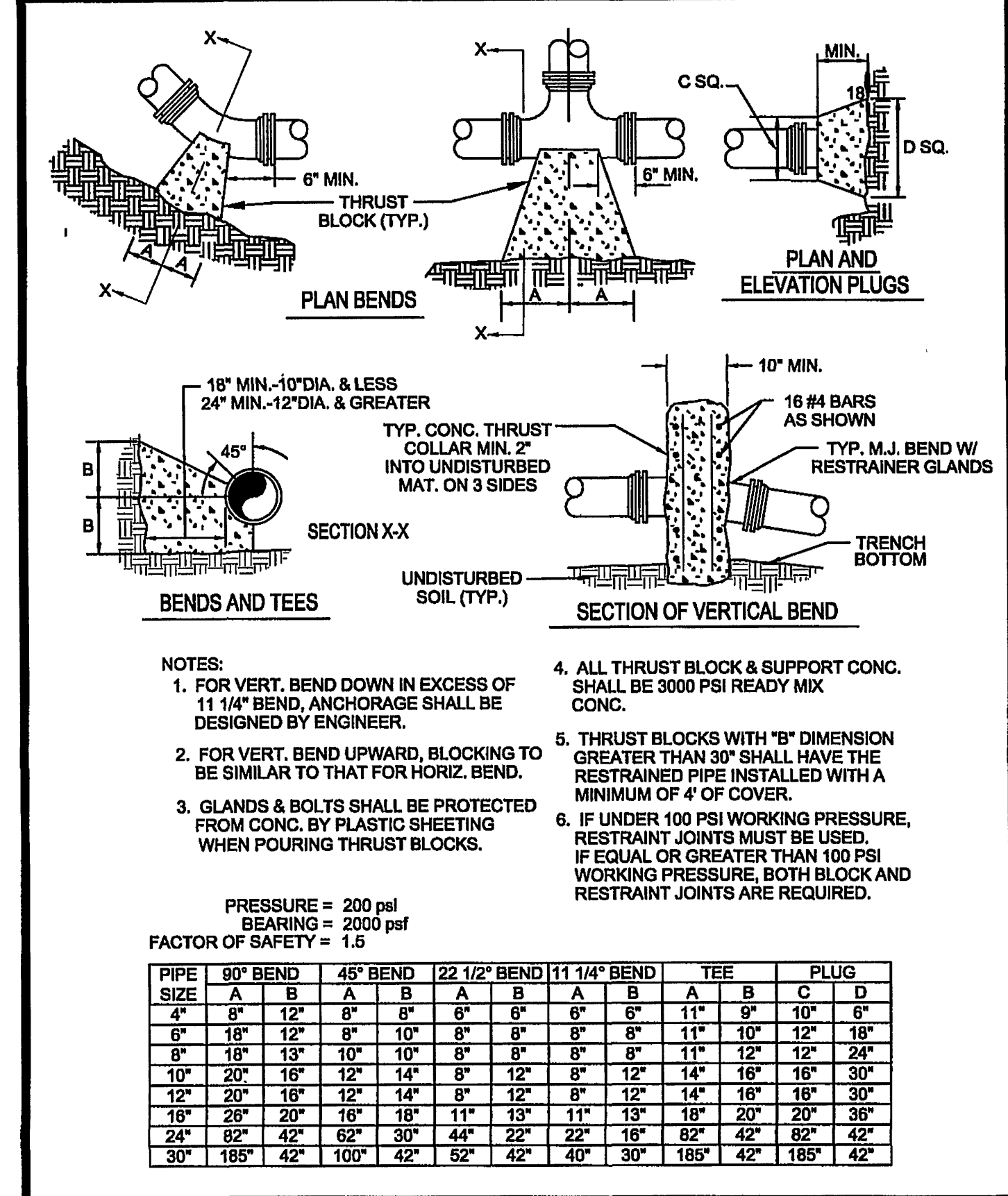
REVISION DATE	DESCRIPTION	W-04
07/01/04		
03/01/06		

WESTERN VIRGINIA WATER AUTHORITY - CONSTRUCTION STANDARDS

REVISION DATE	DESCRIPTION	W-08
07/01/04		
03/01/06		

WESTERN VIRGINIA WATER AUTHORITY - CONSTRUCTION STANDARDS

REVISION DATE	DESCRIPTION	W-23
07/01/04		
03/01/06		

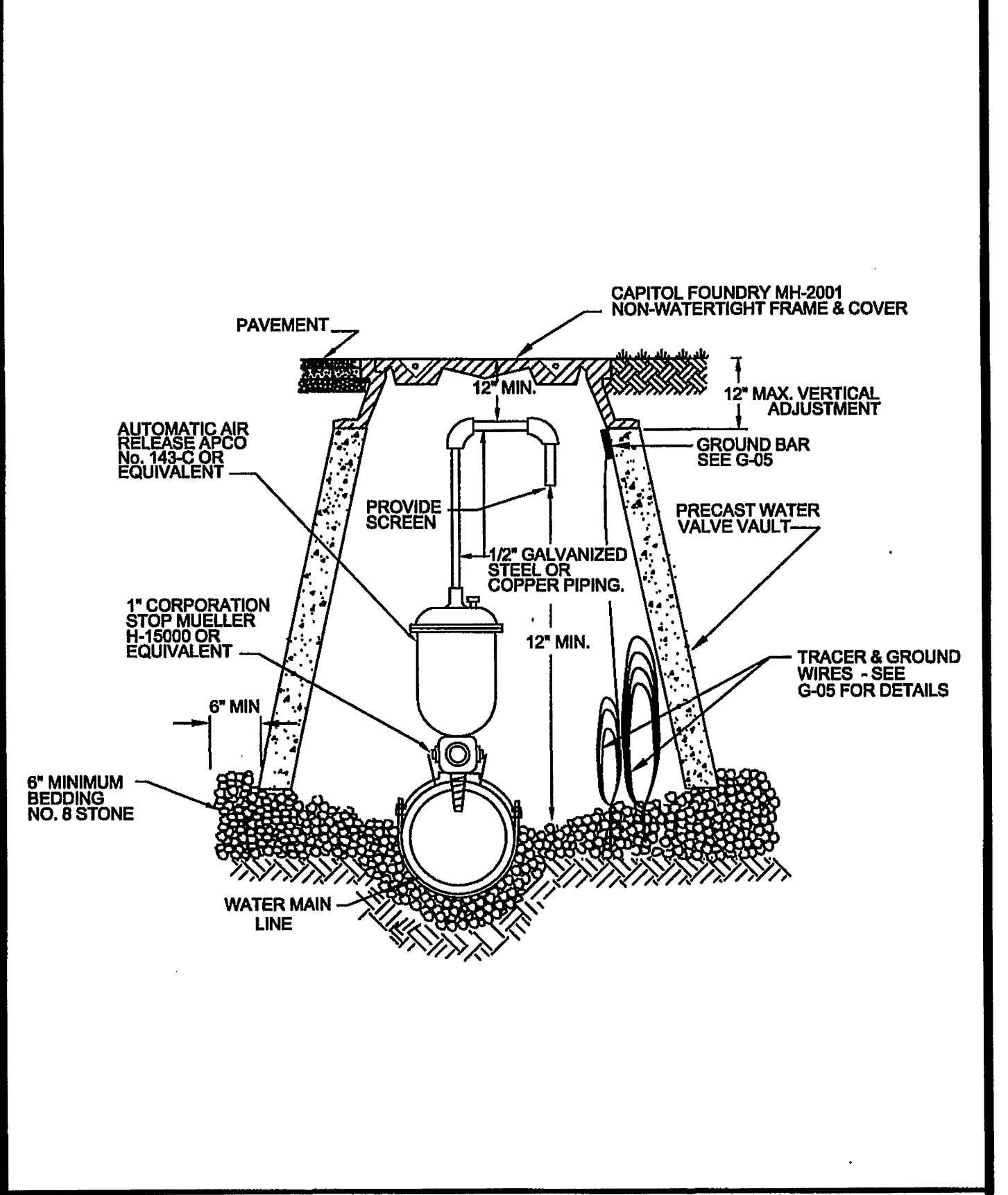
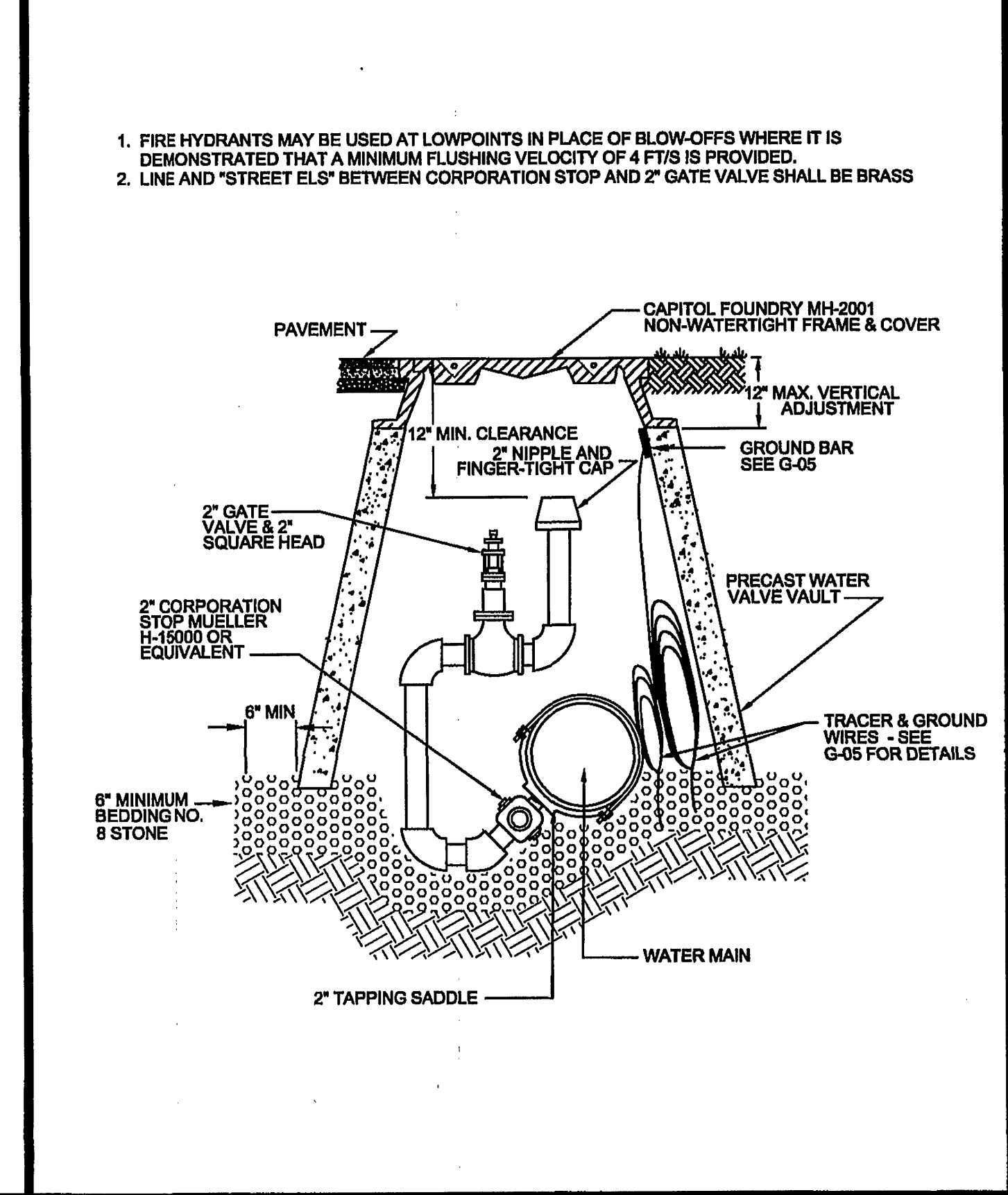


WESTERN VIRGINIA WATER AUTHORITY - CONSTRUCTION STANDARDS

FACTOR OF SAFETY = 1.5

PIPE SIZE	PIPE MATL.	90° BEND	45° BEND	22 1/2° BEND	11 1/4° BEND	VALVE /PLUG	TEE	REDUCER	VERT. (NOTE 2)	VERT. 45°	VERT. 22 1/2°	VERT. 11 1/4°
6"	D.I.	28"	12"	6"	3"	38"	34"	20"	23"	11"	5"	5"
8"	D.I.	37"	15"	7"	4"	51"	47"	21"	30"	15"	7"	7"
10"	D.I.	45"	19"	9"	4"	61"	57"	20"	37"	18"	9"	9"
12"	D.I.	53"	22"	11"	5"	73"	69"	38"	43"	21"	10"	10"
6"	PVC	30"	12"	6"	3"	56"	38"	29"	35"	17"	8"	8"
8"	PVC	40"	16"	8"	4"	74"	56"	31"	46"	22"	11"	11"
10"	PVC	47"	20"	9"	5"	89"	82"	30"	56"	27"	13"	13"
12"	PVC	56"	23"	11"	6"	106"	88"	56"	66"	32"	16"	16"

1. ALL JOINTS SHALL BE RESTRAINED ON BOTH SIDES OF THE FITTING FOR THE LENGTH SHOWN UNLESS OTHERWISE INDICATED.
 2. REDUCER IS ONE SIZE SMALLER THAN PIPE LISTED. RESTRAINT LENGTH IS UPSTREAM ON THE LARGE SIDE OF THE REDUCER.
 3. IF UNDER 100 PSI WORKING PRESSURE, RESTRAINT JOINT(S) ARE TO BE USED. IF EQUAL TO OR OVER 100 PSI WORKING PRESSURE, BOTH THRUST BLOCK AND RESTRAINT JOINTS SHALL BE USED.



WESTERN VIRGINIA WATER AUTHORITY - CONSTRUCTION STANDARDS

REVISION DATE	DESCRIPTION	W-19
07/01/04		
03/01/06		

WESTERN VIRGINIA WATER AUTHORITY - CONSTRUCTION STANDARDS

REVISION DATE	DESCRIPTION	W-20
07/01/04		
03/01/06		

WESTERN VIRGINIA WATER AUTHORITY - CONSTRUCTION STANDARDS

REVISION DATE	DESCRIPTION	W-11
07/01/04		
03/01/06		

WESTERN VIRGINIA WATER AUTHORITY - CONSTRUCTION STANDARDS

REVISION DATE	DESCRIPTION	W-12
07/01/04		
03/01/06		

2008/03/05 10:58 AM C:\Users\jmc\Documents\2008\03\05\20080305.dwg PLOT: 01.dwg Plot Date: 2008-03-05 10:58 AM