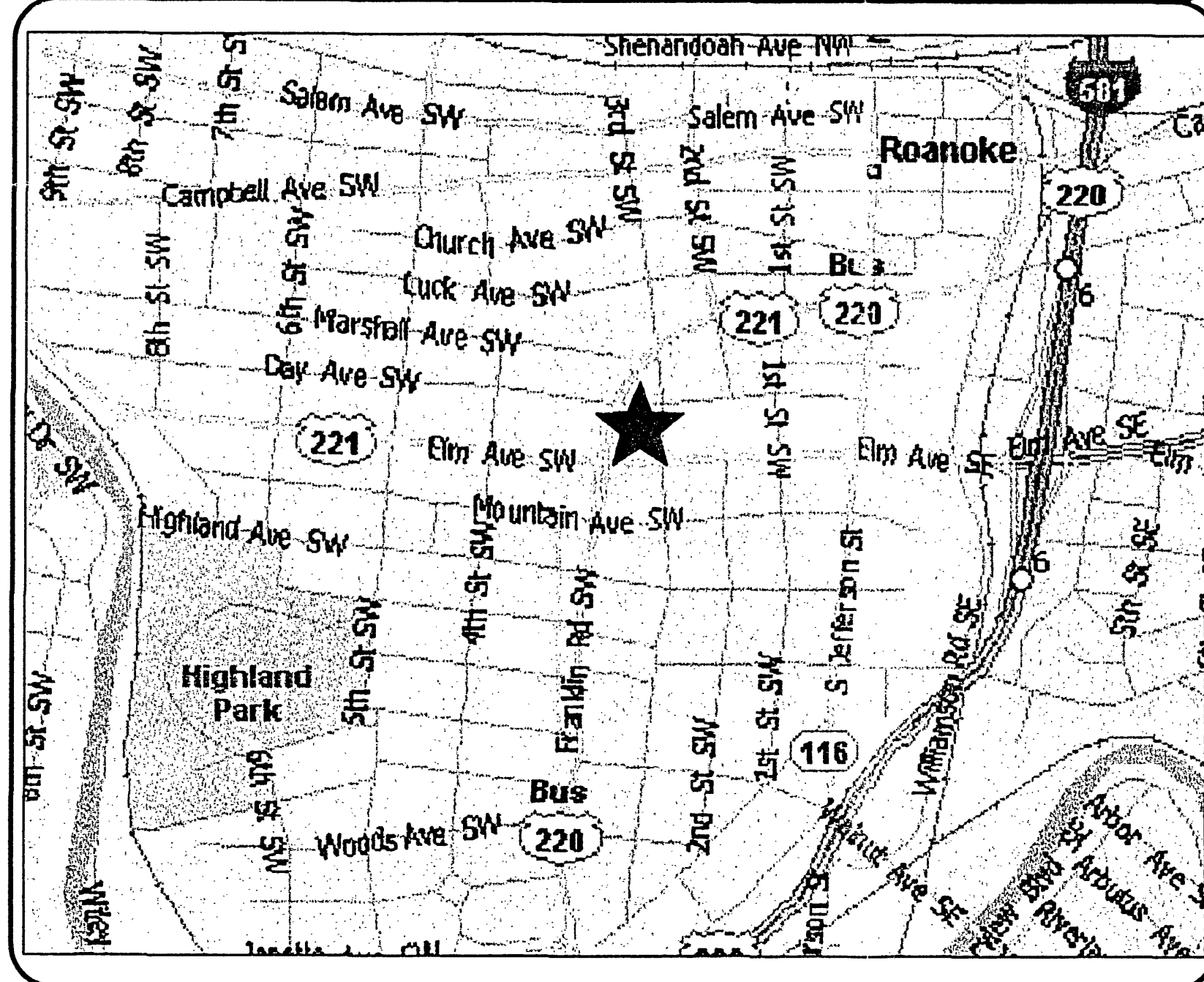


PROJECT LOCATION MAP



BUILDING DATA

1. BUILDING CODE AND CONSTRUCTION CLASSIFICATION

VIRGINIA UNIFORM STATEWIDE BUILDING CODE (VUSBC) -- 2000 EDITION
REFER TO SHEET G001

DESIGN CONSULTANTS

Cole + Russell Architects



337 East Palo Alto Way, Suite 200
Channahon, Ohio 43302
(615) 721-8080



DEVELOPMENT PLAN APPROVED

Agent, Planning Commission: B. D. W. 8/30/05
Development Engineer: B. D. W. 8/30/05
Zoning Administrator: Donny C. Anderson 8/30/05
Any changes to this approved plan must be coordinated with the Agent to the Planning Commission and revisions approved prior to construction.

SPECTRUM DESIGN
architects & engineers

PLAZA SUITE 1 | 10 CHURCH AVENUE SE
ROANOKE, VA 24011-2104
540 . 342 . 6001
FAX: 540 . 342 . 6055
www.spectrumpc.com

COMMISSION NUMBER: 03035



OFFICE OF CITY ENGINEER
ROOM 350
MUNICIPAL BUILDING
215 CHURCH AVENUE, S.W.
ROANOKE, VIRGINIA 24011

PROJECT NAME

**Roanoke Fire Station
&
Fire Administration
Building**
May 29, 2005

PLAN NUMBER: 6548

BID NUMBER: 05-04-01

REVISION BY	DESCRIPTION:	DATE
REVISION BY	DESCRIPTION:	DATE
REVISION BY	DESCRIPTION:	DATE
REVISION BY	DESCRIPTION:	DATE
REVISION BY	DESCRIPTION:	DATE
REVISION BY	DESCRIPTION:	DATE

INDEX OF SHEETS

COVER SHEET

CIVIL	CIVIL-EXISTING CONDITIONS & DEMOLITION PLAN
C-1.1	CIVIL-DIMENSIONAL & UTILITY PLAN
C-1.2	CIVIL-GRADING, DRAINAGE & ESC PLAN
C-1.3	CIVIL-PROFILES
C-2.1	CIVIL-GENERAL DETAILS
C-5.1	CIVIL-GENERAL DETAILS
C-5.2	CIVIL-GENERAL DETAILS
C-5.3	CIVIL-GENERAL DETAILS
L-1.1	CIVIL-LANDSCAPING PLAN

ARCHITECTURAL

G-0.1	CODE INFORMATION
A-0.0	STANDARDS & ABBREVIATIONS
A-0.1	FINISH SCHEDULE AND WALL TYPES
A-0.2	DOOR SCHEDULE, ELEVATIONS AND DETAILS
A-0.3	WINDOW ELEVATIONS
A-0.4	WINDOW DETAILS
A-1.1	FIRST FLOOR PLAN
A-1.2	SECOND FLOOR PLAN
A-1.3	THIRD FLOOR PLAN
A-1.4	ROOF PLAN, LEGEND, SCHEDULE & DETAIL
A-1.5	ROOF DETAILS & SECTION
A-2.1	ELEVATIONS
A-2.2	ELEVATIONS
A-2.3	BUILDING SECTIONS
A-3.1	ENLARGED PLANS & ELEVATIONS
A-3.2	ELEVATOR PLAN, SECTION AND DETAILS
A-3.3	STAIR PLANS AND SECTIONS
A-3.4	STAIR PLANS, SECTION AND DETAILS
A-3.5	STAIR PLANS AND SECTIONS
A-4.1	REFLECTED CEILING PLAN-FIRST FLOOR
A-4.2	REFLECTED CEILING PLAN-SECOND FLOOR
A-4.3	REFLECTED CEILING PLAN-THIRD FLOOR
A-5.1	WALL SECTIONS
A-5.2	WALL SECTIONS
A-5.3	SECTIONS
A-5.4	SECTIONS
A-5.5	SLIDING POLE SECTION
A-6.1	FIRST FLOOR - CASEWORK PLANS & ELEVATIONS
A-6.2	SECOND FLOOR - CASEWORK PLANS & ELEVATIONS
A-6.3	THIRD FLOOR - CASEWORK PLANS & ELEVATIONS
A-6.4	TOILET CASEWORK PLANS & ELEVATIONS

STRUCTURAL

S-0.1	GENERAL NOTES AND TYPICAL DETAILS
S-0.2	TYPICAL DETAILS AND SCHEDULES
S-0.3	TYPICAL DETAILS AND SCHEDULES
S-1.1	FOUNDATION PLAN
S-1.2	RETAINING WALL PLAN AND DETAILS
S-2.1	SECOND FLOOR FRAMING PLAN
S-2.2	LOWER ROOF AND THIRD FLOOR FRAMING PLAN
S-2.3	UPPER ROOF FRAMING PLAN
S-5.1	SECTIONS AND DETAILS
S-5.2	SECTIONS AND DETAILS

MECHANICAL

M-0.1	MECHANICAL LEGEND, EQUIPMENT SCHEDULES & DETAILS
M-0.2	MECHANICAL DETAILS & CONTROLS
M-1.1	MECHANICAL FIRST FLOOR PLAN
M-1.2	MECHANICAL SECOND FLOOR PLAN
M-1.3	MECHANICAL THIRD FLOOR PLAN
M-1.4	MECHANICAL ROOF PLAN

PLUMBING

P-0.1	PLUMBING - SCHEDULES, NOTES AND LEGEND
P-1.1	PLUMBING - FIRST FLOOR PLAN
P-1.2	PLUMBING - SECOND FLOOR PLAN
P-1.3	PLUMBING - THIRD FLOOR PLAN
P-2.1	PLUMBING - LARGE SCALE PLANS
P-3.1	PLUMBING - DETAILS

ELECTRICAL

E-0.1	ELECTRICAL SCHEDULES & SCHEMATICS
E-0.2	ELECTRICAL SCHEDULES AND DETAILS
E-0.3	ELECTRICAL SCHEDULES AND DETAILS
E-0.4	ELECTRICAL DETAILS & SCHEMATICS
E-0.5	ELECTRICAL DETAILS & SCHEMATICS
E-1.1	ELECTRICAL FIRST FLOOR POWER PLAN
E-1.2	ELECTRICAL SECOND FLOOR POWER PLAN
E-1.3	ELECTRICAL THIRD FLOOR POWER PLAN
E-2.1	ELECTRICAL FIRST FLOOR LIGHTING PLAN
E-2.2	ELECTRICAL SECOND FLOOR LIGHTING PLAN
E-2.3	ELECTRICAL THIRD FLOOR LIGHTING PLAN
E-3.1	ELECTRICAL SITE PLAN

APPROVED FOR CONSTRUCTION

<u>[Signature]</u> CITY ENGINEER	<u>6-27-05</u> DATE
<u>[Signature]</u> DIRECTOR OF PUBLIC WORKS	<u>05/26/05</u> DATE
<u>[Signature]</u> MANAGER OF FACILITIES MANAGEMENT	<u>5/24/05</u> DATE
<u>[Signature]</u> CHIEF OF FIRE - EMS	<u>05/24/05</u> DATE

ADVERTISED DATE: MAY 29, 2005

SET NUMBER: _____

RECEIVED
AUG 26 2005
CITY OF ROANOKE
PLANNING BUILDING AND DEVELOPMENT