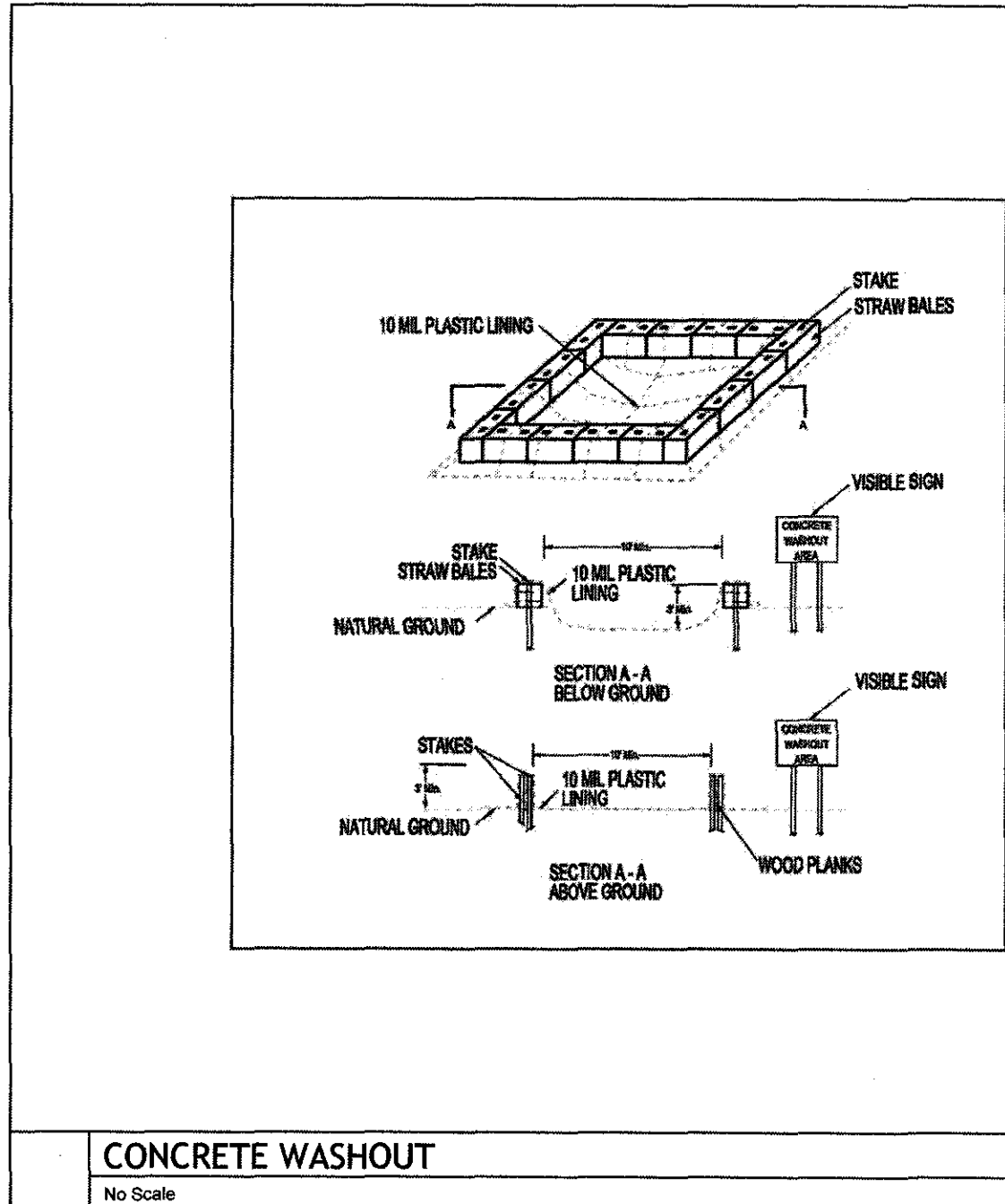
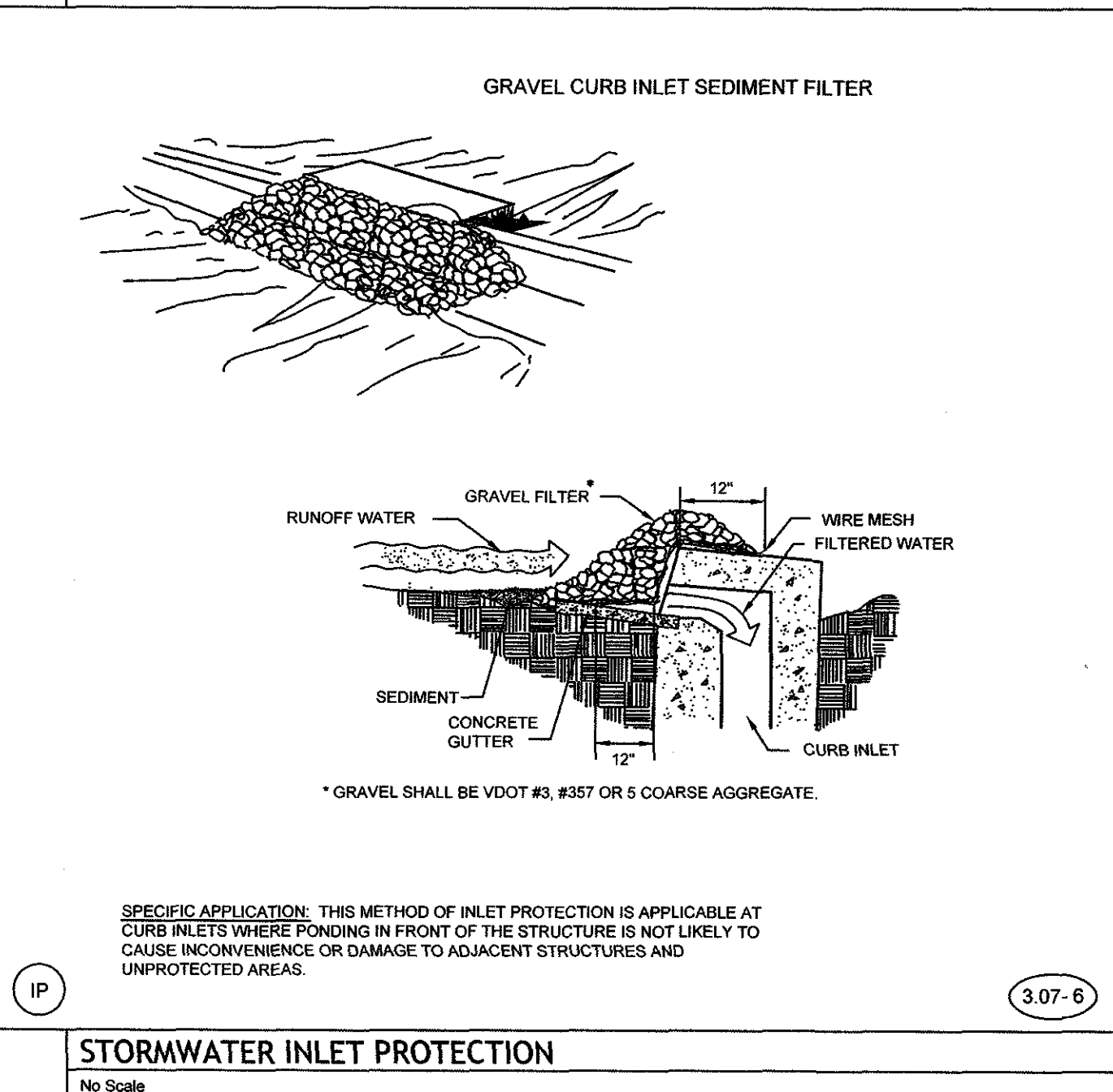


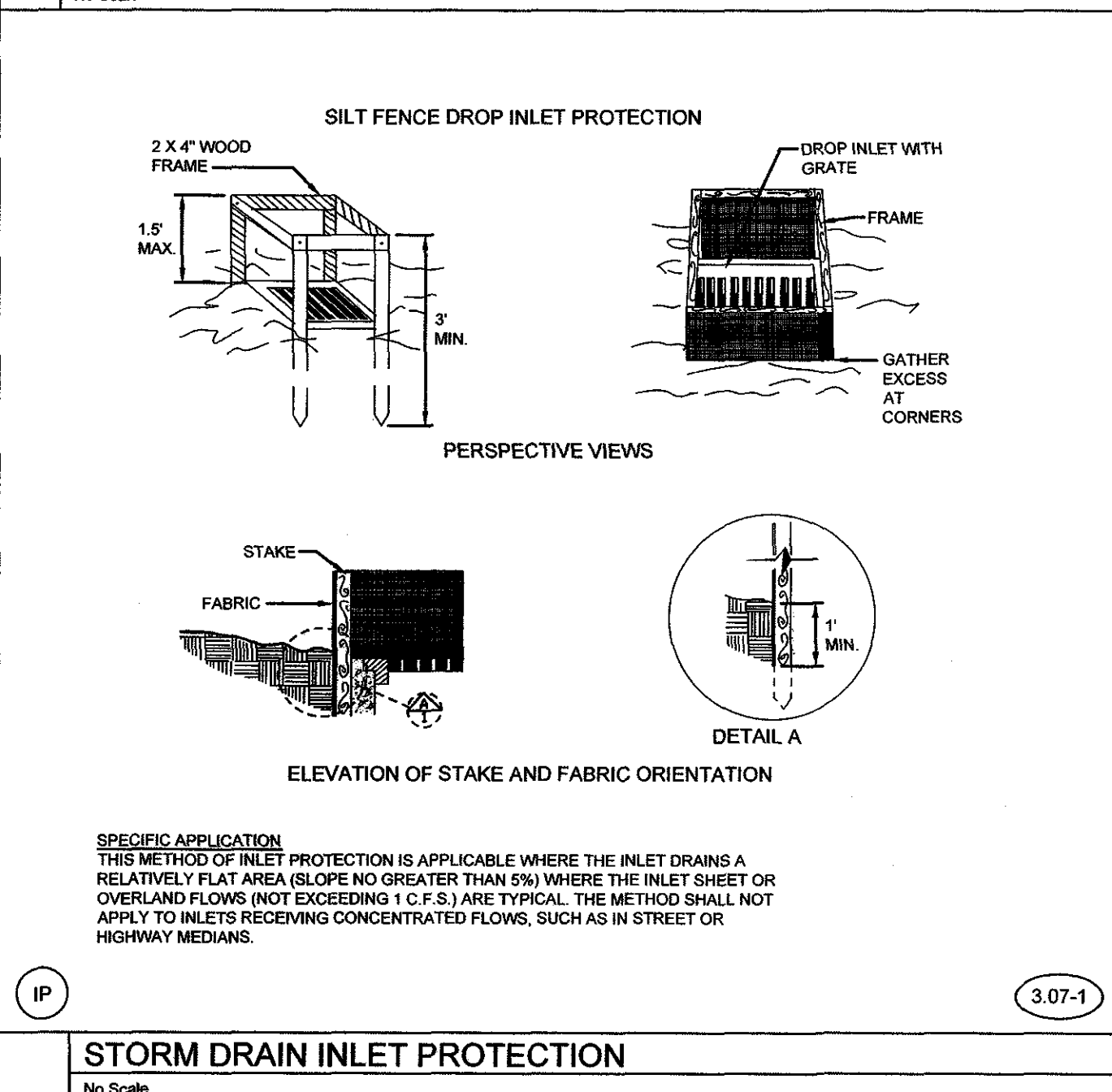
Timmons Group, Inc. 3001 Old Lee Road, Suite 200, Charlottesville, VA 22903  
Tel: 434.295.5624 Fax: 434.295.5317 www.timmons.com



CONCRETE WASHOUT  
No Scale



STORMWATER INLET PROTECTION  
No Scale



STORM DRAIN INLET PROTECTION  
No Scale

TABLE 3.31-B  
ACCEPTABLE TEMPORARY SEEDING PLANT MATERIALS  
"QUICK REFERENCE FOR ALL REGIONS"

PLANTING DATES	SPECIES	RATE (LBS./ACRE)
SEPT. 1 - FEB. 15	50/50 MIX OF ANNUAL RYEGRASS (LOLIUM MULTI-FLORUM) & CEREAL (WINTER) RYE (SECALE CEREALE)	50-100
FEB. 16 - APR. 30	ANNUAL RYEGRASS (LOLIUM MULTI-FLORUM)	60-100
MAY 1 - AUG. 31	GERMAN MILLET (SETARIA ITALICA)	50

TEMPORARY SEEDING PLANT MATERIALS  
No Scale

TABLE 3.32-C  
SITE SPECIFIC SEEDING MIXTURES FOR APPALACHIAN/MOUNTAIN AREA

	TOTAL LBS. PER ACRE
MINIMUM CARE LAWN	200-250 LBS.
COMMERCIAL OR RESIDENTIAL	90-100%
KENTUCKY 31 OR TURF-TYPE TALL FESCUE	0-10%
IMPROVED PERENNIAL RYEGRASS *	0-10%
KENTUCKY BLUEGRASS	0-10%
HIGH-MAINTENANCE LAWN	
MINIMUM OF THREE (3) UP TO FIVE (5) VARIETIES OF BLUEGRASS FROM APPROVED LIST FOR USE IN VIRGINIA.	125 LBS.
GENERAL SLOPE (3:1 OR LESS)	
KENTUCKY 31 FESCUE	128 LBS.
RED TOP GRASS	2 LBS.
SEASONAL NURSE CROP **	20 LBS.
LOW-MAINTENANCE SLOPE (STEEPER THAN 3:1)	
KENTUCKY 31 FESCUE	108 LBS.
RED TOP GRASS	2 LBS.
SEASONAL NURSE CROP **	20 LBS.
CROWN VETCH ***	150 LBS.

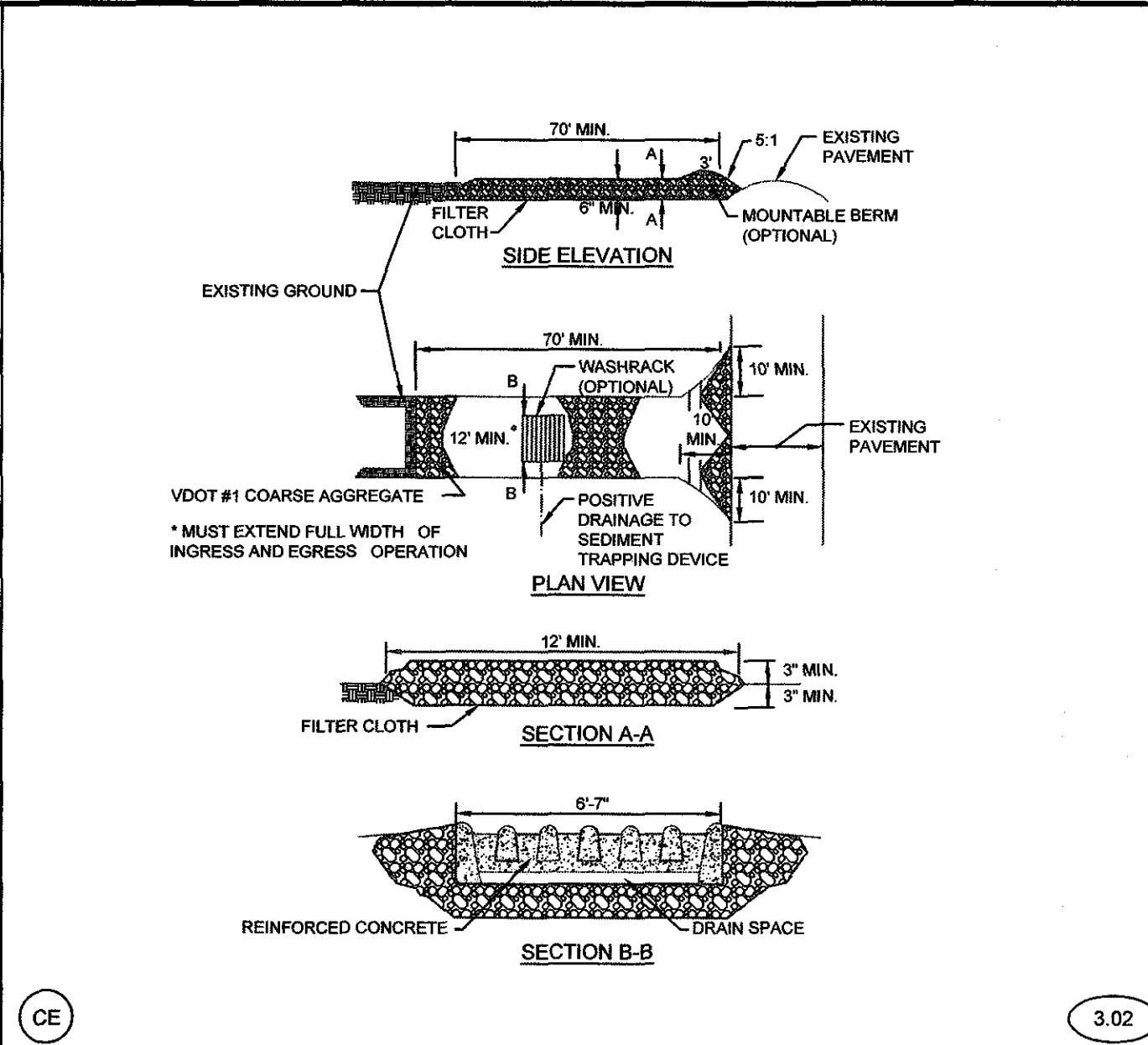
\* PERENNIAL RYEGRASS WILL GERMINATE FASTER AND AT LOWER SOIL TEMPERATURES THAN FESCUE, THEREBY PROVIDING COVER AND EROSION RESISTANCE FOR SEEDBED.

\*\* USE SEASONAL NURSE CROP IN ACCORDANCE WITH SEEDING DATES AS STATED BELOW:

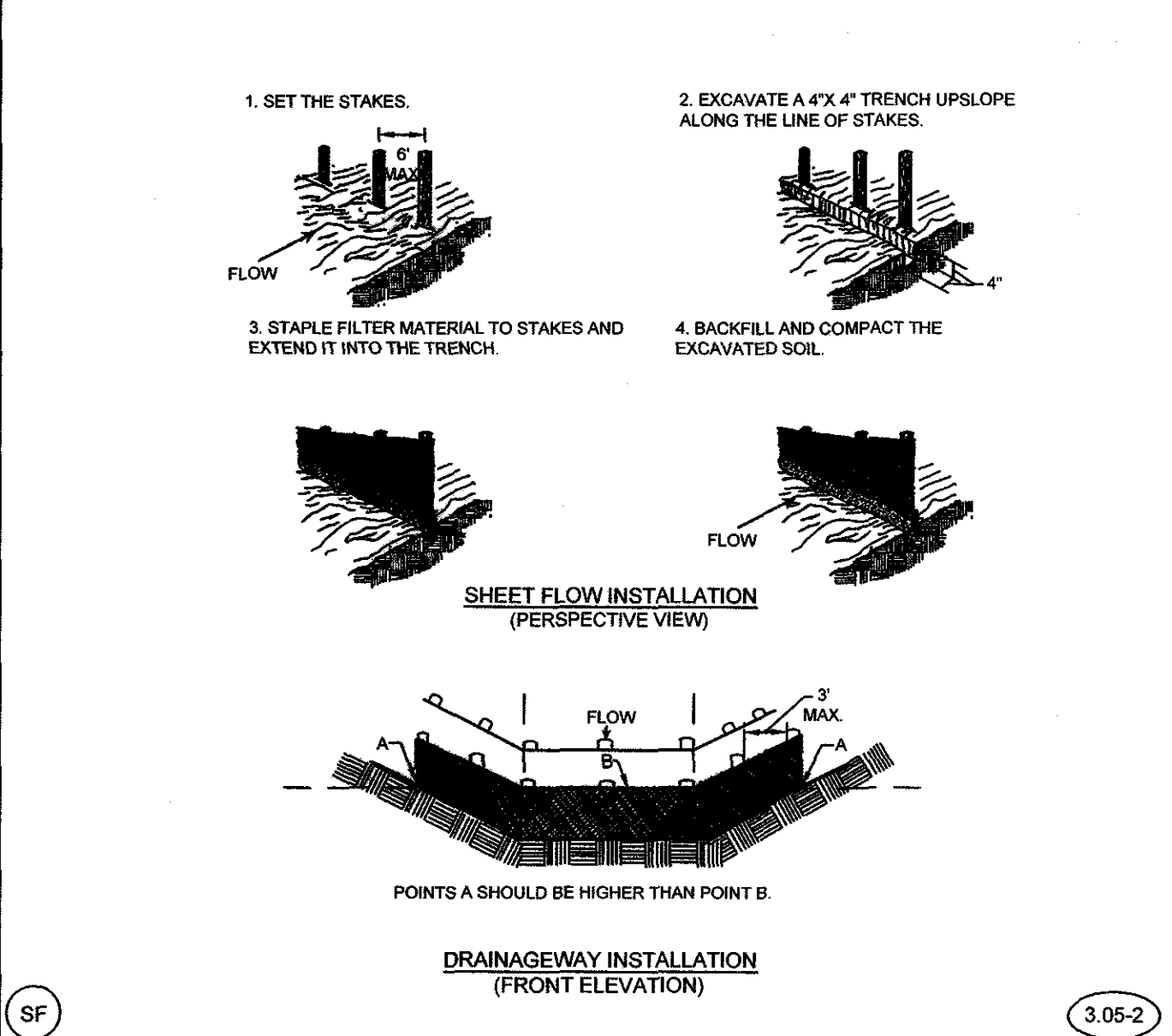
MARCH, APRIL THROUGH MAY 15TH.....	ANNUAL RYE
MAY 16TH THROUGH AUGUST 15TH.....	FOXTAIL MILLET
AUGUST 16TH THROUGH SEPTEMBER, OCTOBER.....	ANNUAL RYE
NOVEMBER THROUGH FEBRUARY.....	WINTER RYE

\*\*\* IF FLATPEA IS USED, INCREASE TO 30 LBS./ACRE. ALL LEGUME SEED MUST BE PROPERLY INOCULATED. WEEPING LOVEGRASS MAY ALSO BE INCLUDED IN ANY SLOPE OR LOW-MAINTENANCE MIXTURE DURING WARMER SEEDING PERIODS; ADD 10-20 LBS./ACRE IN MIXES.

PERMANENT SEEDING MIX FOR MOUNTAIN AREA  
No Scale



STONE CONSTRUCTION ENTRANCE  
No Scale



SILT FENCE (W/O WIRE SUPPORT)  
No Scale

THIS DRAWING PREPARED AT THE  
TIMMONS GROUP, INC.  
608 Preston Avenue, Suite 200, Charlottesville, VA 22903  
TEL: 434.295.5624 FAX: 434.295.5317 www.timmons.com

YOUR VISION ACHIEVED THROUGH OURS.

DATE  
3/25/20  
4/30/20

REVISION DESCRIPTION  
REVISED PER COUNTY COMMENTS  
REVISED PER COUNTY COMMENTS

DATE  
02/10/2020

DRAWN BY  
Z. DAHL

DESIGNED BY  
J. SHOWALTER

CHECKED BY  
J. SHOWALTER

SCALE  
N/A

TIMMONS GROUP

ROANOKE FIRESTONE  
ROANOKE COUNTY, VIRGINIA

EROSION AND SEDIMENT CONTROL NOTES & DETAILS

JOB NO.  
44371

SHEET NO.  
C3.1