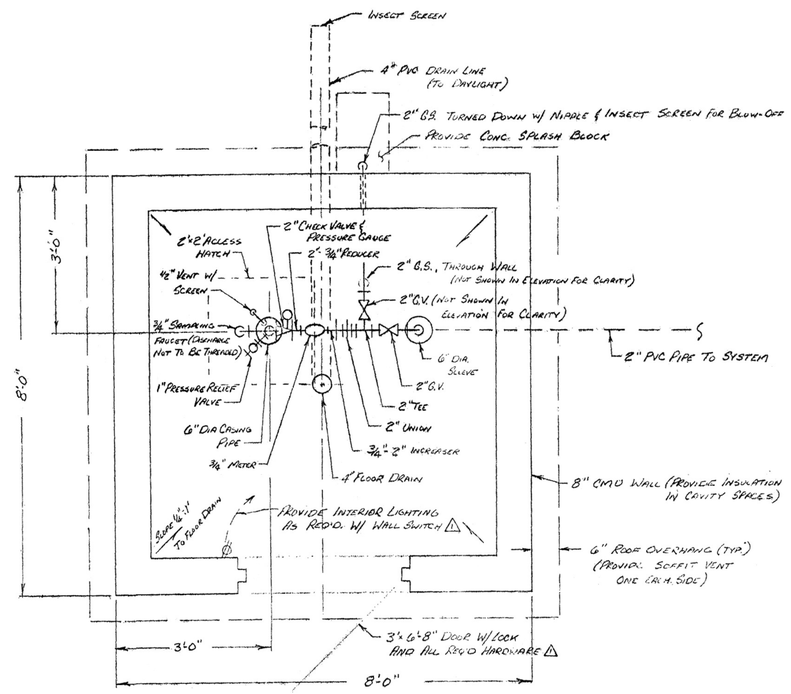

WELL NO. 3 - WELL HEAD ARRANGEMENT - PLAN

N.T.S.

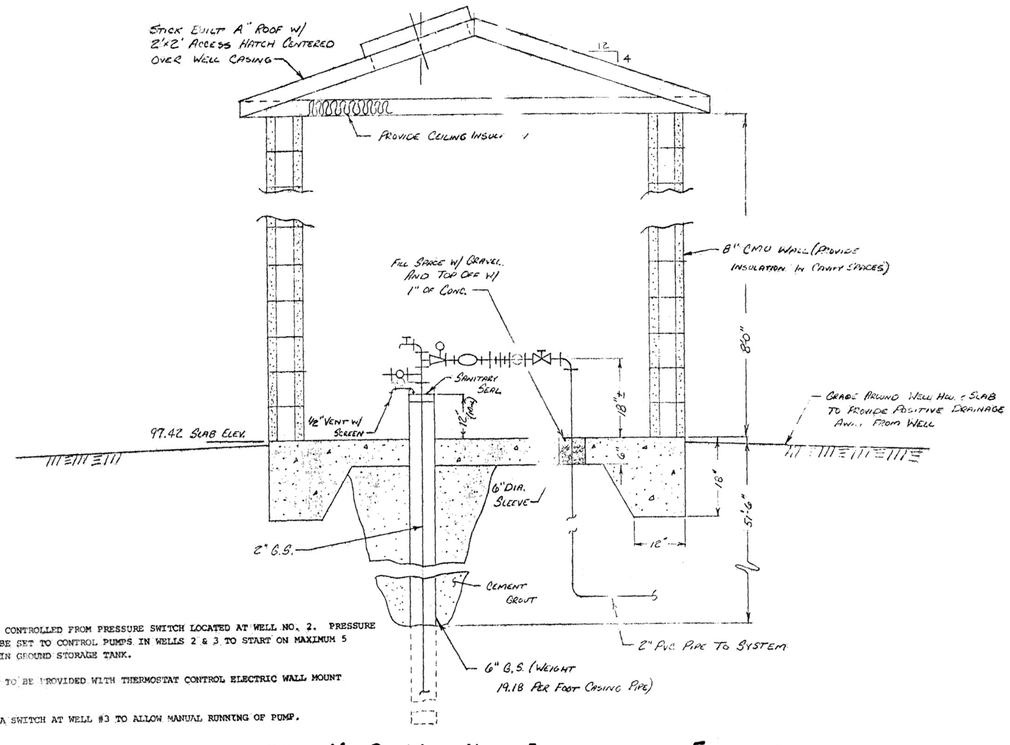

NOTES:

1. WELL NO. 3 CONTROLLED FROM PRESSURE SWITCH LOCATED AT WELL NO. 2. PRESSURE SWITCH TO BE SET TO CONTROL PUMPS IN WELLS 2 & 3 TO START ON MAXIMUM 5 FOOT DROP IN GROUND STORAGE TANK.
2. WELL HOUSE TO BE PROVIDED WITH THERMOSTAT CONTROL ELECTRIC WALL MOUNT HEATERS.
3. PROVIDE HOA SWITCH AT WELL #3 TO ALLOW MANUAL RUNNING OF PUMP.

WELL NO. 3 - WELL HEAD ARRANGEMENT - ELEVATION

N.T.S.

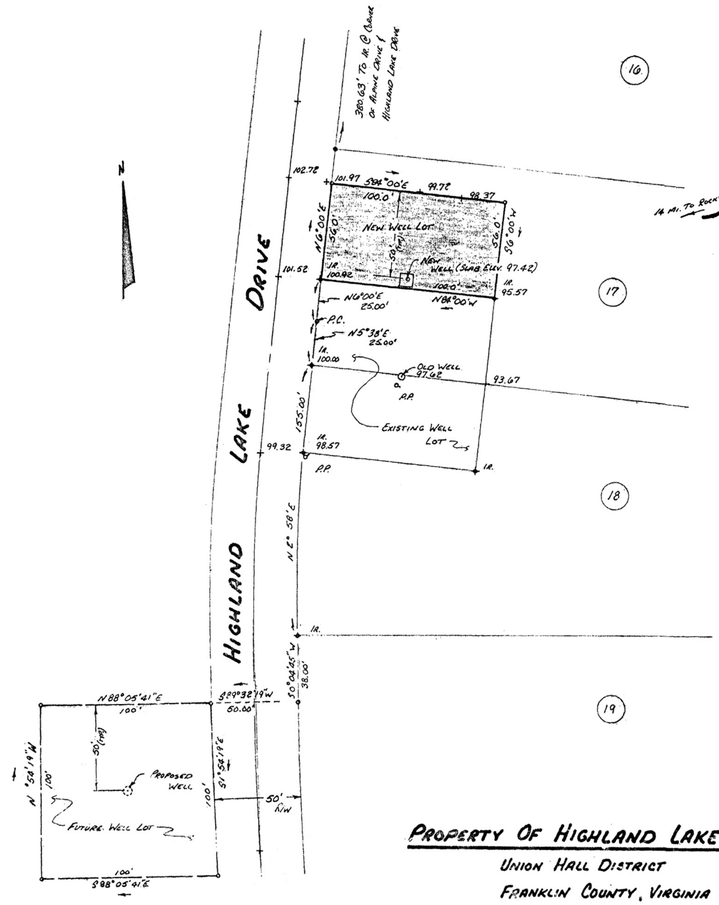

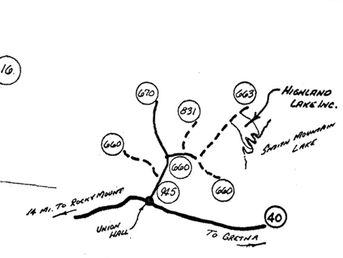

LOCATION MAP

N.T.S.

REFERENCE: MAP OF SUBDIVISION - SECTION 1, TITLED HIGHLAND LAKE INC. DATED 11/10/66 BY SHANKS & WILMARTH, FILE D-378.

PROPERTY OF HIGHLAND LAKE INC.

UNION HALL DISTRICT

FRANKLIN COUNTY, VIRGINIA

SCALE: 1"=40'

NOTES:

GENERAL:

1. ALL VALVES SHALL BE BRONZE CONSTRUCTION; 125 PSI RATED.
2. ALL PVC PIPE AND FITTINGS SHALL BE 200 PSI, STAMPED NSF-PW APPROVED, ASTM D2241 AND PS 22-70.
3. GALVANIZED STEEL PIPE SHALL BE SCH. 40, GRADE B.
4. AFTER WORK IS COMPLETED ON WELL, THEY SHALL BE DISINFECTED BY ADDING CHLORINE TO PRODUCE A RESIDUAL OF 50 PPM. (USE MINIMUM OF 1 GALLON CLOROX PER WELL). CHLORINE SHALL REMAIN IN WELL FOR MINIMUM OF 24 HOURS, AFTER WHICH WELL SHALL BE PUMPED OFF. AFTER ALL CHLORINATED WATER IS PUMPED OUT, TWO (2) SAMPLES FOR BACTERIOLOGICAL ANALYSIS SHALL BE COLLECTED (AT 24 HOUR INTERVAL), AND SUBMITTED TO THE VIRGINIA DEPARTMENT OF HEALTH. WELL IS NOT TO BE PLACED IN SERVICE UNTIL BACTERIOLOGICAL SAMPLE RESULTS SHOW NO CONTAMINATION.
5. PROVIDE VACUUM BREAKERS (WATTS OR EQUAL) ON ALL HOSE BIBS WITH THREADED ENDS.
6. ALL PIPING, TANKS, ETC. INSTALLED AND/OR MODIFIED WHEN MAKING THESE IMPROVEMENTS SHALL BE DISINFECTED AS GENERALLY DESCRIBED IN NOTE 4.
7. SAMPLING POINT FOR WELL PROVIDED IN WELL HOUSE.

CONTRACTOR:

1. EVANS WELL CO., INC., PROVIDENCE, N.C.

GENERAL WELL DATA:

1. DATE DRILLING COMPLETED MARCH 6, 1984
2. DEPTH DRILLED 350'.
3. STATIC WATER LEVEL 38' BELOW LAND SURFACE
4. YIELD TEST: 15 GPM, DURATION 48 HOURS

PUMP DATA:

1. BRAND NAME: BURKS PUMP MODEL 30SN18D
2. DEPTH OF INTAKE: 336'
3. RATED HORSEPOWER: 3HP

COMMONWEALTH OF VIRGINIA
JOHN R. BRADNER
John R. Bradner
5218
PROFESSIONAL ENGINEER

Dewberry & Davis
Engineers Architects Planners Surveyors
551 Piney Forest Road, Danville, Virginia 24540

HIGHLAND LAKE WATER SYSTEM IMPROVEMENTS

DRAWN BY: DHC

SCALE: AS NOTED

Sheet 1 of 1

Date JUNE 1984