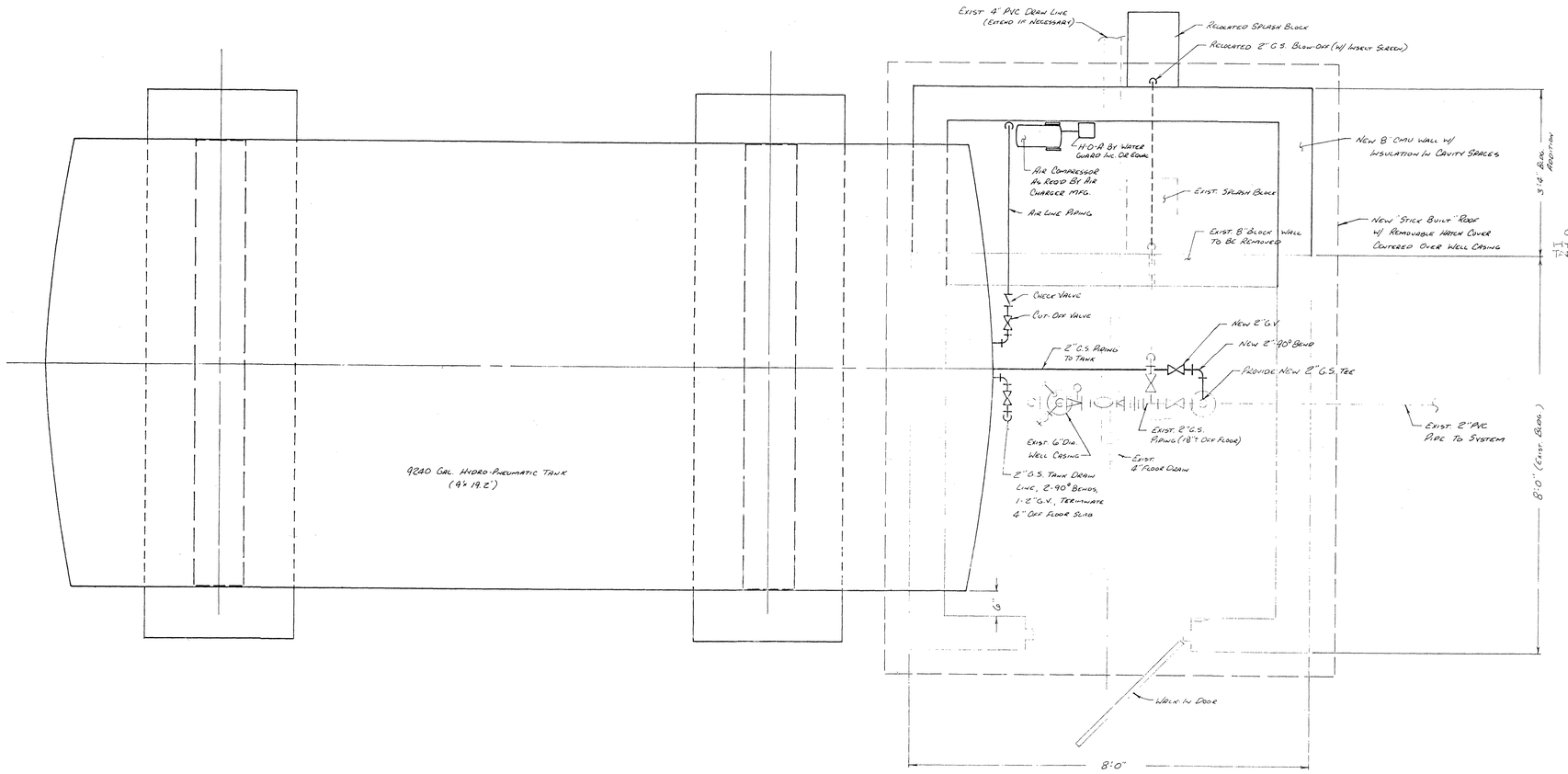

WELL NO. 3 ADDITION/HYDRO-TANK INSTALLATION - PLAN

Scale: 3/8" = 1'-0"

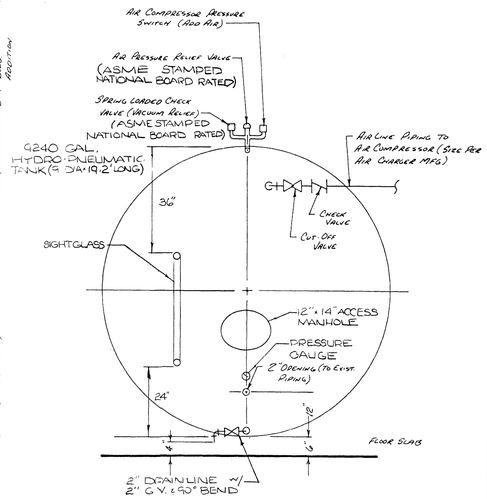

HYDRO-TANK - END VIEW

No Scale

GENERAL NOTES:

1. ALL VALVES SHALL BE BRONZE CONSTRUCTION; 125 PSI RATED.
2. ALL PVC PIPE AND FITTINGS SHALL BE 200 PSI, STAMPED NSF-PW APPROVED ASTM D2241 AND PS 22-70.
3. GALVANIZED STEEL PIPE SHALL BE SCH. 40, GRADE B.
4. ALL PIPING, TANKS, ETC. INSTALLED AND/OR MODIFIED WHEN MAKING THESE IMPROVEMENTS SHALL BE DISINFECTED BY ADDING CHLORINE TO PRODUCE A RESIDUAL OF 50 PPM. CHLORINE SHALL REMAIN IN TANK FOR MINIMUM OF 24 HOURS, AFTER WHICH THE TANK SHALL BE FLUSHED. AFTER ALL CHLORINATED WATER IS EVACUATED, TWO (2) SAMPLES FOR BACTERIOLOGICAL ANALYSIS SHALL BE COLLECTED (AT 24 HOUR INTERVAL), AND SUBMITTED TO THE VIRGINIA DEPARTMENT OF HEALTH. TANK IS NOT TO BE PLACED IN SERVICE UNTIL BACTERIOLOGICAL SAMPLE RESULTS SHOW NO CONTAMINATION.
5. TANK INSIDE RECENTLY PAINTED W/COMPOUND L BY TEXACO.
6. THE TANK MUST MEET THE RULES AND REGULATIONS FOR BOILER & PRESSURE VESSELS. MR. LARRY LINTON OF THE BOILER & PRESSURE VESSEL DIVISION OF THE VIRGINIA DEPARTMENT OF LABOR AND INDUSTRY MUST BE CONTACTED AFTER INSTALLATION OF THE TANK FOR INSPECTION (703) 987-7178.

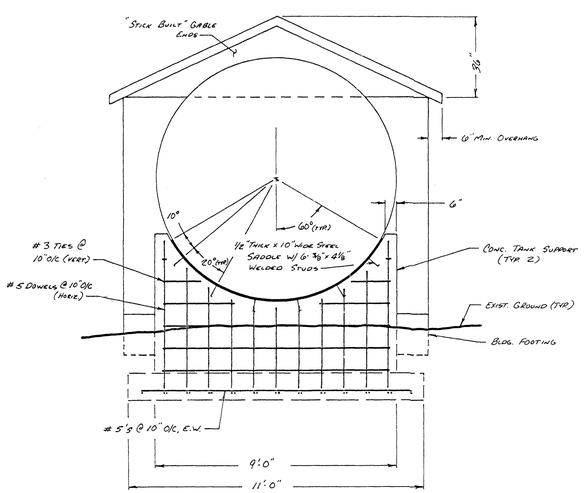

END VIEW

Scale: 3/8" = 1'-0"

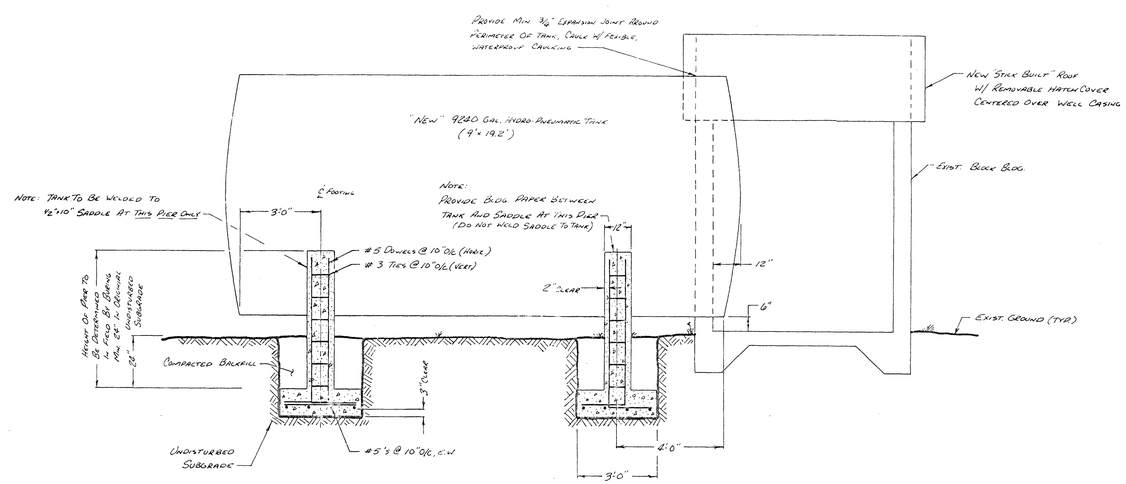

SIDE VIEW

Scale: 3/8" = 1'-0"

DILLARDS HILL TANK
TAX# 0510001101
509 BELLE ISLE DR
UNION HALL
FRANKLIN COUNTY

Reference: Drawing By Dewberry & Davis, "Highland Lakes Water System Improvements" Dated 6/88 & Revised 6/18/88.

Dewberry & Davis
Engineers Architects Planners Surveyors
P.O. Box 1509, Zip 24543-1509, 551 Piney Forest Rd., Danville, Va. 24540
☎ (804) 797-4497

Highland Lakes Inc.

Highland Lakes
Water Systems Improvements

Scale	As Noted
Sheet	1 of 1
Date	7-23-87
File Number	76465