M:\214005.00 Vinton\214005.01 Design\dwg\214005L_WM3.dwg

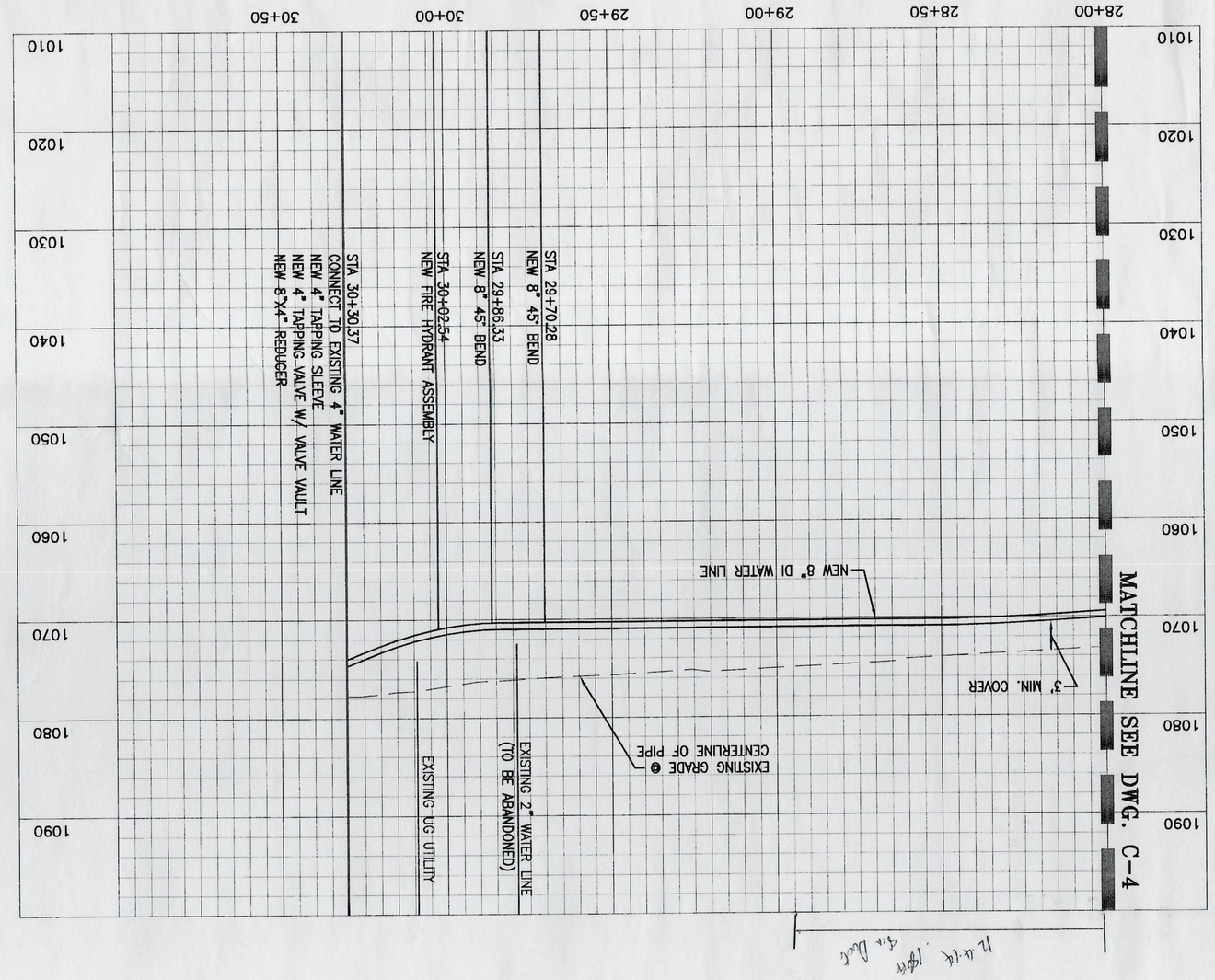

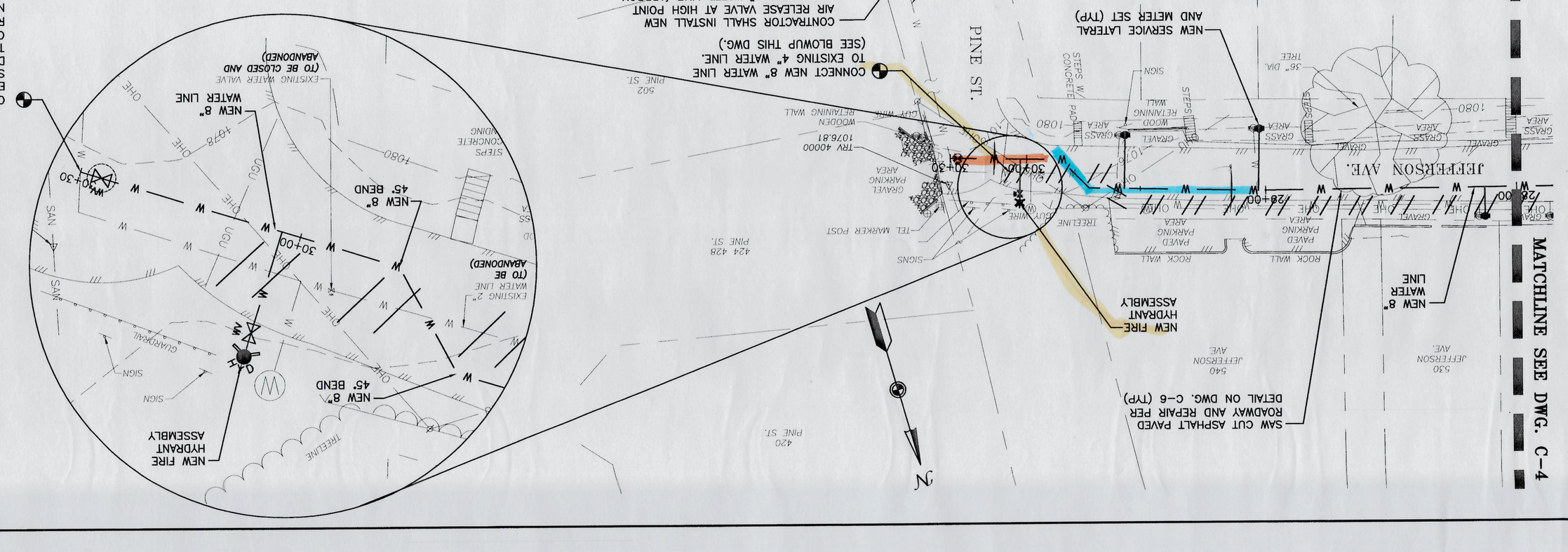

IF THIS DRAWING IS A REDUCTION GRAPHIC SCALE MUST BE USED

SCALE: 1" = 10'

HORZ: 1" = 30'

VERT: 1" = 10'

DESIGNED BY: JMF	PROJECT: JEFFERSON AVENUE WATER LINE IMPROVEMENTS TOWN OF VINTON, VIRGINIA
DRAWN BY: WSW	TITLE: NEW WATER LINE – PLAN AND PROFILE
DWR BY: JAC	DRAWING NUMBER: C-5
WWA NUMBER: 214005.01	SET REV. NO. 1
FILE NAME: 214005L_WM3.dwg	DISCIPLINE: CIVIL
SCALE: H: AS SHOWN V: N/A	DATE: 4-30-14
SHEET NUMBER: 5 OF 7	

WW ASSOCIATES
ENGINEERS SURVEYORS PLANNERS
P.O. Box 4119 1030 Advantage Avenue
Lynchburg, VA 24502 Bedford, Virginia 24523
Phone: 434.846.2490 Phone: 434.586.2799
www.wwassociates.net

Monday
Tuesday
Wednesday
Thursday
Friday

COMMONWEALTH OF VIRGINIA
RONALD B. SMITH
Lic. No. 16774
4/30/14
PROFESSIONAL ENGINEER

NO.	SHEET REVISION	BY	DATE

NO.	SHEET REVISION	BY	DATE

WESTERN VIRGINIA REGIONAL - CONSTRUCTION DETAIL

IN-LINE BLOW-OFF ASSEMBLY

01/01/14 W-12

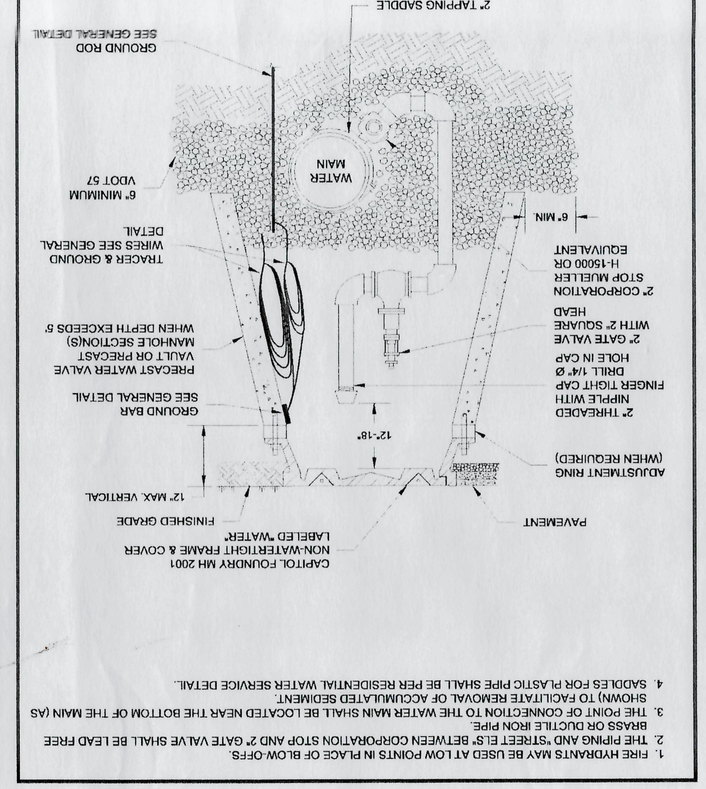

WESTERN VIRGINIA REGIONAL - CONSTRUCTION DETAIL

COMBINATION AIR VALVE ASSEMBLY
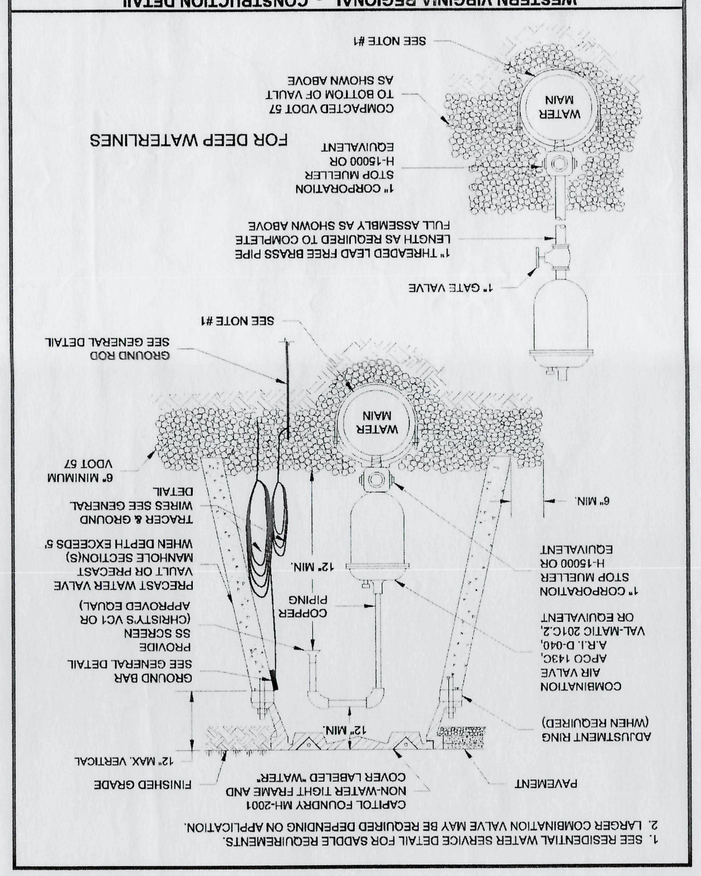
01/01/14 W-13