INSERTABLE SHEET A148

T-DI-3,4

CURB DROP INLET THROAT SECTION

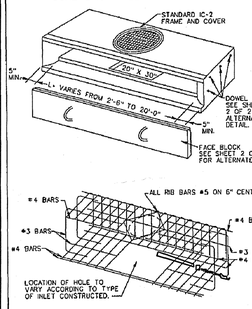

TYPICAL MINIMUM BAR REINFORCEMENT

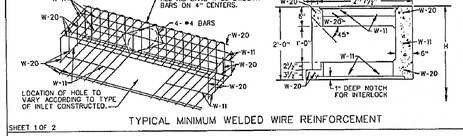

TYPICAL MINIMUM WELDED WIRE REINFORCEMENT

NOTES:

1. SEE GENERAL NOTES - PRECAST FOR ADDITIONAL DETAILS.
2. CONCRETE TO BE 4000 PSI MINIMUM COMPRESSIVE STRENGTH.
3. REINFORCING STEEL IN ACCORDANCE WITH ASTM A-615 FOR REINFORCING BARS.
4. REINFORCING IN ACCORDANCE WITH ASTM A-185 FOR WELDED WIRE MESH.
5. DIMENSIONS SHOWN ARE MINIMUM. ACTUAL DIMENSIONS MAY VARY WITH MANUFACTURER.
6. THIS UNIT MAY BE USED WITH ALL STANDARD DI-3 & DI-4 CURB DROP INLETS.
7. EACH FACE BLOCK SHALL HAVE 2 OR MORE LOOPS (#3 BARS) CAST IN FACE AS SHOWN. THESE LOOPS MAY BE USED FOR LIFTING AND FOR TIEING IN POURED IN PLACE GUTTER SECTION. FACE BLOCKS ARE TO BE SEALED WITH CROUT OR POLYSULFIDE SEALER.
8. STANDARD ST-1 STEPS NOT REQUIRED IN THIS TOP UNIT.

RECOMMENDED MINIMUM HEIGHT CHART

	PIPE SIZE	H DIMENSION CONCRETE PIPE
DI-3A,B,C, 30" LID BASE UNIT	6"	2'-11"
	8"	3'-1½"
	10"	3'-3½"
	12"	3'-6"
	15"	3'-9½"
	18"	4'-0½"
	21"	4'-3½"
DI-3A,B,C, D, E, & F 48" LID BASE UNIT	6"	3'-9"
	8"	3'-11½"
	10"	4'-1½"
	12"	4'-4"
	15"	4'-7½"
	18"	4'-10½"
	21"	5'-1½"
	24"	5'-5"
	27"	5'-8½"
DI-3A,B,C,D,E, & F 48" LID BASE UNITS FOR DI-3A, B, C, D, & E	12"	4'-4"
	15"	4'-7½"
	18"	4'-10½"
	21"	5'-1½"
	24"	5'-5"
	27"	5'-8½"
	30"	6'-2½"
	33"	6'-5½"
	36"	6'-9"
	42"	7'-3½"
	48"	7'-10"

SHEET 1 OF 2

REV. 3/03
103.05

STANDARD PRECAST TOP UNITS

VIRGINIA DEPARTMENT OF TRANSPORTATION

SPECIFICATION REFERENCE
105
233
302

CG-6

NOTES:

1. THIS ITEM MAY BE PRECAST OR CAST IN PLACE.
2. CONCRETE TO BE CLASS A3 IF CAST IN PLACE, 4000 PSI IF PRECAST.
3. COMBINATION CURB & GUTTER HAVING A RADIUS OF 300 FEET OR LESS (ALONG FACE OF CURB) SHALL BE PAID FOR AS RADIAL COMBINATION CURB & GUTTER.
4. FOR USE WITH STABILIZED OPEN-GRADED DRAINAGE LAYER, THE BOTTOM OF THE CURB AND GUTTER SHALL BE CONSTRUCTED PARALLEL TO THE SLOPE OF SUBBASE COURSES AND TO THE DEPTH OF THE PAVEMENT.
5. THIS CURB MAY BE USED WHEN DESIGN SPEED IS 40 MPH OR LESS ON RURAL HIGHWAYS AND 45 MPH OR LESS IN DEVELOPED URBAN & SUBURBAN AREAS. IF THESE DESIGN SPEEDS ARE EXCEEDED STANDARD CG-7 IS REQUIRED.

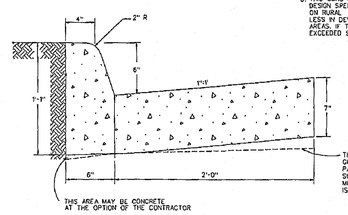

SPECIFICATION REFERENCE
105
502

COMBINATION 6" CURB & GUTTER

VIRGINIA DEPARTMENT OF TRANSPORTATION

201.03

REVISED ON 7/01 REVISED ON 3/03

EC-5

DROP INLET SILT TRAP (TYPE A)

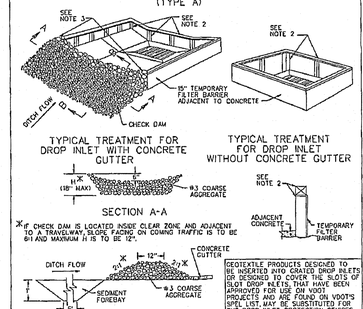

*IF CHECK DAM IS LOCATED INSIDE CLEAR ZONE AND ADJACENT TO A TRAVELWAY, SLOPE FACING ON COMING TRAFFIC IS TO BE 6:1 AND MAXIMUM H IS TO BE 12".

GEOTEXTILE PRODUCES DESIGNED TO BE INSERTED INTO CURBED DROP INLETS OR DESIGNED TO COVER THE SLOTS OF SLOT DROP INLETS, THAT HAVE BEEN APPROVED FOR USE ON VDOT PROJECTS AND ARE FOUND ON VDOT'S SPEC. LIST, MAY BE SUBSTITUTED FOR THE DROP INLET PROTECTION DEVICES DETAILED HEREON.

NOTES

1. DROP INLET SILT TRAPS WILL BE MEASURED FOR PAYMENT IN LINEAR FEET OF TEMPORARY FILTER BARRIER.
2. POSTS AND TOP RAIL SHALL BE A NOMINAL 2½" X 2½" OR A 3" DIA. NO. 2 SOUTHERN PINE, A NOMINAL 2" X 2" OAK, OR STEEL HAVING A MIN. WEIGHT OF 1.35 LBS. PER LINEAR FOOT AND A MIN. LENGTH OF 2' FOR TEMPORARY SILT FENCES.
3. END OF FILTER BARRIER TO BE EMBEDDED INTO AGGREGATE.
4. IF A DROP INLET IS LOCATED IN A SAG IN THE DITCH GRADE, A CHECK DAM IS REQUIRED FOR EACH SIDE OF THE INLET THAT RECEIVES DITCH FLOW.
5. WHERE DRAINAGE AREAS EXCEED ONE ACRE OR DITCH GRADE EXCEEDS 1%, A MINIMUM SEDIMENT FOREBAY SHALL BE INSTALLED WITH MINIMUM DIMENSIONS OF 12' DEPTH, 2' WIDTH AND 6' LENGTH.

DROP INLET SILT TRAP TYPE B (BLOCK AND GRAVEL)

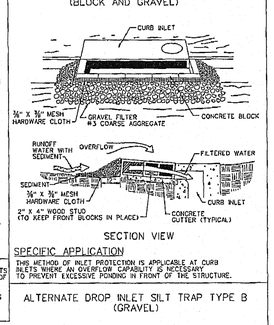

SPECIFIC APPLICATION

THIS METHOD OF INLET PROTECTION IS APPLICABLE AT CURB INLETS WHERE AN OVERFLOW CAPABILITY IS NECESSARY TO PREVENT EXCESSIVE PONDING IN FRONT OF THE STRUCTURE.

ALTERNATE DROP INLET SILT TRAP TYPE B (GRAVEL)

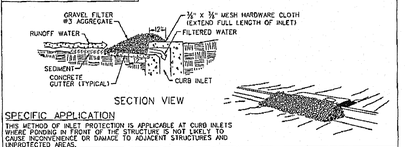

SPECIFIC APPLICATION

THIS METHOD OF INLET PROTECTION IS APPLICABLE AT CURB INLETS WHERE PONDING IN FRONT OF THE STRUCTURE IS NOT LIKELY TO CAUSE INCONVENIENCE OR DAMAGE TO ADJACENT STRUCTURES AND UNPROTECTED AREAS.

SPECIFICATION REFERENCE
107
242
303

DROP INLET SILT TRAP (TYPE A AND B)

VIRGINIA DEPARTMENT OF TRANSPORTATION

114.07

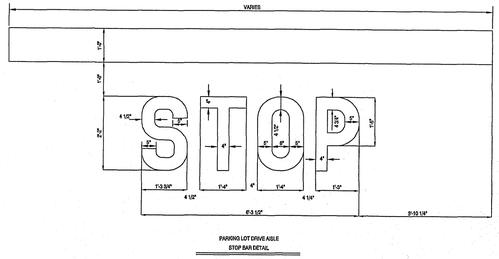
VARIES
STOP
4 1/2"
4 1/2"
6"
6"
6