DRWG. NO. 1PCP 19766C

PROPOSED SITE LIGHTING SPECIFICATIONS:

RSB-RCS/L SERIES



The RSB-RCS/L Series rectangular shoebox is offered in a variety of lighting distributions with sharp cutoff to meet the challenging demands of today's site lighting projects

Fixture Specifications

- One-piece formed aluminum housing
- Hydroformed aluminum reflector
- Die-cast zinc hinges permit tool-free entry
- High power factor ballast with -20°F starting
- Consult factory for external glare shield options
- Lamp and arm included
- Flat tempered glass lens
- Luminaire finished in weatherproof powder-coat paint
- Available with photocell and polycarbonate shield
- Removable optics (RCL only)

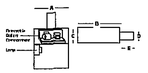

RSB-RCS						
18.25"	22.5"	4.5"	5.5"	10.5"	12"	
RSB-RCL						
22.5"	19.5"	10.5"	5.5"	10.5"	12"	3.5"

ORDERING INFORMATION

SAMPLE CATALOG NUMBER

RSB-RCX XXXXXXX XX X XX

Series — Wattage/Source — Finish — Distribution — Voltage

SERIES	
RSB-RCS	RSB Series - Small
RSB-RCL	RSB Series - Large

WATTAGE/SOURCE
100MH 100 watt metal halide (RCS)
175MH 175 watt metal halide (RCS)
250MH 250 watt metal halide (RCS)
400MH 400 watt metal halide (RCS & RCL)
100HPS 100 watt high pressure sodium (RCS)
150HPS 150 watt high pressure sodium (RCS)
250HPS 250 watt high pressure sodium (RCS)
400HPS 400 watt high pressure sodium (RCS & RCL)
1000HPS 1000 watt high pressure sodium (RCL)

FINISH
DDB Dark Brown
BK Black
WH White

DISTRIBUTION
3 Type III
4 Type IV
5 Type V
6 Type V Square

VOLTAGE
HT Multi-tap Ballast (120, 208, 240, 277)
48 480 volt

1 Check footprint for size and weight and fixture compatibility.
2 Consult factory for availability.

SECURITY LIGHTING SYSTEMS — A NUVEILL LIGHTING, INC. COMPANY

Performance Designed Lighting Products — www.securitylighting.com

1035 Johnson Drive • Buffalo Grove, IL 60089 • TOLL-FREE: 800-544-4848 • PHONE 847-279-0527 • FAX 847-279-0542

SQUARE STRAIGHT STEEL POLES

Specifications

SSP SERIES IN STOCK POLES

- Square straight steel shaft
- One-piece construction
- 2 3/8" OD tenons, or factory-drilled side mount
- Ground lug standard (1/4" 16 thread)
- Steel base plate
- Two-piece base cover
- Four L-shaped fully galvanized anchor bolts with nuts and washers, metal template
- Finished in weatherproof powder-coat paint
- Gasketed hand hole standard

ORDERING INFORMATION

11 GAUGE											
SSP-A11S-XXX-XX	16	11.5	6	3	4"	12"	3/4"	10.5"	8.5.11"	4"	167
SSP-A11S-XXX-XX	25	5	1.5	–	4"	12"	3/4"	10.5"	8.5.11"	4"	175
SSP-B11S-XXX-XX	25	10.5	4	–	5"	12"	1"	10.5"	10.13.5"	4"	331
7 GAUGE											
SSP-A7S-XXX-XX	25	10	4.5	1.4	4"	12"	3/4"	10.5"	8.5.11"	4"	205
SSP-C7S-XXX-XX	27	20	11	6	5"	12"	1"	10.5"	10.13.5"	4"	359
SSP-C7S-XXX-XX	28	15.4	7.4	3	5"	12"	1"	10.5"	10.13.5"	4"	360
SSP-C7S-XXX-XX	30	12	4.5	–	5"	12"	1"	13.5"	10.13.5"	4"	395

1 Casting flange on steel shaft which will be welded to the base plate. Casting flange is required for proper alignment and welding of the base plate to the shaft.
2 Minimum embedment depth is based on wind speeds of 80 MPH with gusts to 100 MPH and a minimum of 2500 psi concrete. Embedment depth may be increased to maximum depth of 20.00 inches. Contact factory for details.
3 Casting flange and gusset may be used when quality material is used. Security Lighting will not guarantee the welding of gusset material. Consult factory for details.
4 Anchor bolt weights are included.

BOLT TEMPLATE

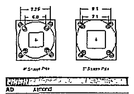

CATALOG LOGIC

SAMPLE CATALOG NUMBER

SSP X XX X X X XX

Series — Shaft Size Tenons — Nominal Height — Tenon Type — Mounting Arrangement — Fixture Type — Finish

SERIES
SSP Square Straight Steel

SHAFT SIZE
A1 4.5" x 11 ga.
A7 4.5", 7 ga.
S1 5.5" x 11 ga.
S7 5.5", 7 ga.

NOMINAL HEIGHT
See ordering information above

TENON TYPE
1 2 1/2" OD Tenon
5 Removable Tenon*
6 Side mount

MOUNTING ARRANGEMENT
A One Fixture
C Two Fixtures at 180°
D Two Fixtures at 90°
F Three Fixtures at 90°
G Four Fixtures at 90°
P Tenons only

FINISH
D DDB Dark Brown
3 AGALP Gold (SGPS, WL, EHS, SL)
4 PGB APS, GE, GE, HPS RFD

NOTES:
* Removable tenon is only available with 2 1/2" OD tenon. Consult factory for other options.
* Tenon type only is available in square tenons for side fixture and three or more tenons.

FINISH	
AD	ALPINE
DB	Dark Bronze
BK	Black
WH	White
PL	Platinum

1 Consult factory if other wattages are desired.
2 Only for use with tenons mounting multi-light fixtures in 120 mounting arrangements.

ACCESSORY: TENON TOP MOUNTING BRACKET

Catalog Number	Description
TTP-10	Single
TTP-20	Twin 180°
TTP-28	Twin 180°
TTP-30	Triple 90°
TTP-40	Quad 90°

SECURITY LIGHTING SYSTEMS — A NUVEILL LIGHTING, INC. COMPANY

Performance Designed Lighting Products — www.securitylighting.com

1035 Johnson Drive • Buffalo Grove, IL 60089 • TOLL-FREE: 800-544-4848 • PHONE 847-279-0527 • FAX 847-279-0542

RSB SERIES

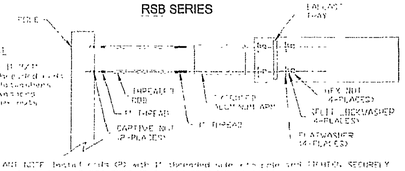

1. [illegible]
2. [illegible]
3. [illegible]
4. [illegible]
5. [illegible]
6. [illegible]
7. [illegible]
8. [illegible]
9. [illegible]

SECURITY LIGHTING SYSTEMS

NOTES:
1. [illegible]
2. [illegible]
3. [illegible]
4. [illegible]
5. [illegible]

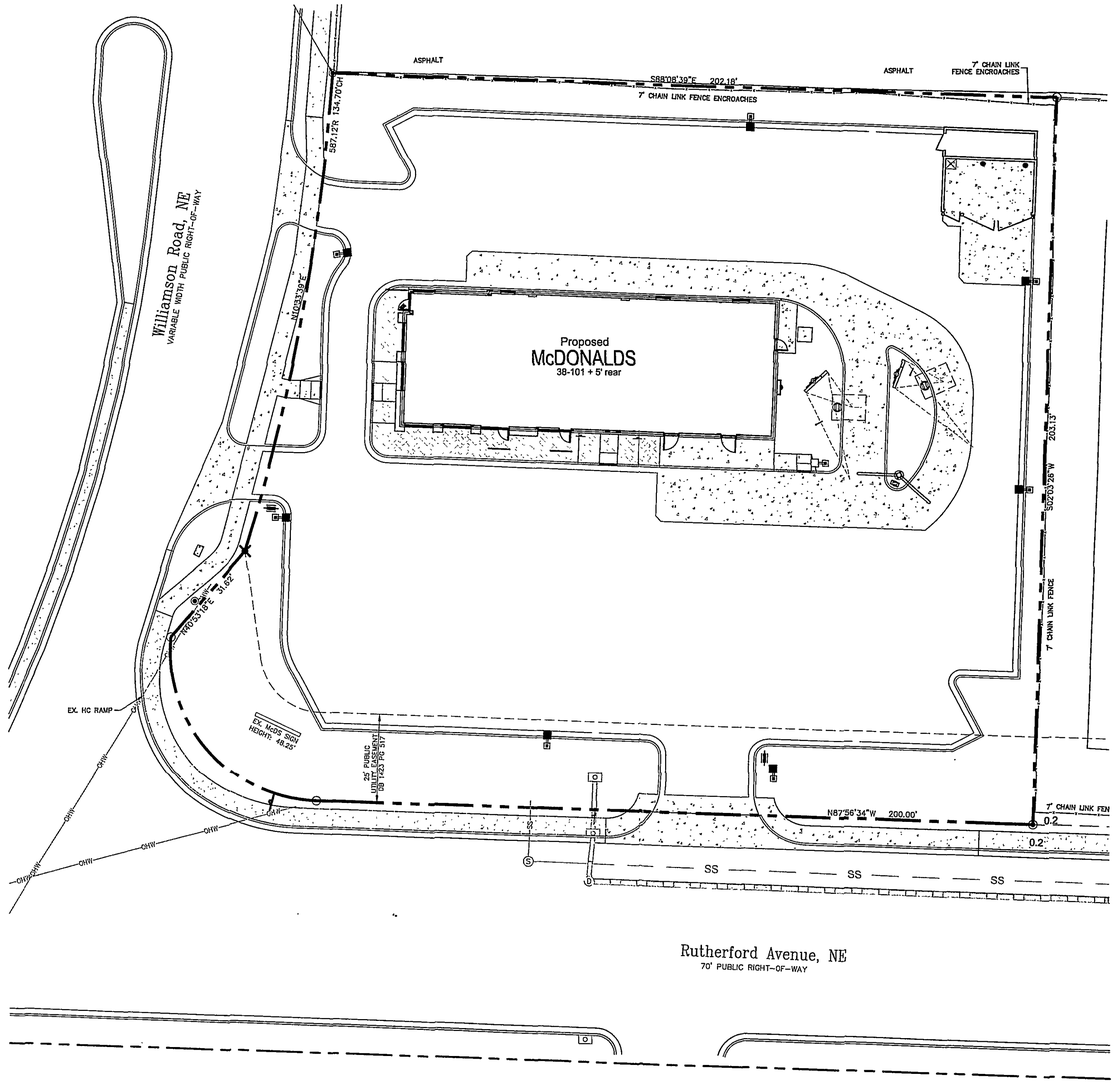

** - SPECIFY COLOR								
FIXTURE TYPE:	SYMBOL	QUANTITY	TENON TOP BRACKETS	QUANTITY	MOUNTING HEIGHT	LUMENS	POLE TYPE: *	QUANTITY
RSB/RCL-1000MH-IV-**-MT-HSS		7	SGL	7	30'	110,000	SSP-28-** (5")	8
RSB/RCL-1000MH-IV-**-MT		1	SGL	1	30'	110,000		

* POLES SPECIFIED ON THIS DRAWING ARE RATED FOR AN 80 MPH WIND LOAD. FOR AREAS WHERE THE WIND LOAD CRITERIA EXCEEDS 80 MPH, PLEASE CONSULT FACTORY FOR PROPER POLE SPECIFICATION AND MODEL NUMBER.

THIS LIGHTING PATTERN REPRESENTS ILLUMINATION LEVELS CALULATED FROM LABORATORY DATA TAKEN UNDER CONTROLLED CONDITIONS IN ACCORDANCE WITH ILLUMINATING ENGINEERING SOCIETY APPROVED METHODS. ACTUAL PERFORMANCE OF ANY MANUFACTURER LUMINAIRES MAY BARY DUE TO VARIATION IN ELECTRICAL VOLTAGE, TOLERANCE IN LAMPS, AND OTHER VARIABLE FIELD CONDITIONS

NOTES:

1. THE FOOTCANDLE LEVELS AS SHOWN ARE BASED ON THE FOLLOWING CRITERIA. ANY SUBSTITUTIONS IN SPECIFIED FIXTURES OR CHANGES TO LAYOUT WILL AFFECT LIGHTING LEVELS SHOWN AND WILL NOT BE THE RESPONSIBILITY OF SECURITY LIGHTING.
2. THE CONTRIBUTION OF THE METAL HALIDE SOFFIT / BUILDING LIGHTING IS NOT REFLECTED ON THIS DRAWING.
3. DISTANCE BETWEEN READINGS: 10'.
4. FINAL ADJUSTMENTS TO AIMING ANGLE/DIRECTION OF FIXTURES MAY BE REQUIRED TO ELIMINATE LIGHT TRESPASS OR GLARE ONTO ADJOINING PROPERTIES OR ROADWAYS.
5. FOOTCANDLE LEVELS SHOWN ARE MAINTAINED. MAINTENANCE FACTOR USED ON THIS DRAWING IS: .75.

NORTH

20 0 20 40 60

SCALE 1"=20'

UNLESS OTHERWISE SPECIFIED, ALL DIMENSIONS ARE IN INCHES			
TOLERANCES NOT OTHERWISE SPECIFIED			
DECIMAL .XX ±.015 .XXX ±.005	FRACTIONAL		ANGULAR
SCALE 1" = 20' 0"	DATE	NEXT ASSEMBLY	REF. DRWGS.
DRAWN BY JM	3/12/08		
CHECKED BY			
APPROVED BY			
APPROVED BY		FINISH	
APPROVED BY			
SHOP ORDER		MATERIAL	
PROJECT NO.			

SECURITY LIGHTING SYSTEMS

Performance Designed Lighting Products
1035 Johnson Dr., Buffalo Grove, Illinois 60089
1-800-544-4848

POINT-BY-POINT FOOTCANDLE PLOT FOR
- McDONALD'S -
701 WILLIAMSON RD.
ROANOKE, VA

DRAWING NUMBER 1PCP 19766C

GENERAL SITE NOTES:

1. THE CONTRACTOR SHALL VERIFY LOCATION AND ELEVATION OF ALL UNDERGROUND UTILITIES.(CONTACTS LISTED ON SHEET C-1) THE LOCATION OF ALL EXISTING UTILITIES ARE NOT NECESSARILY SHOWN ON THE PLANS AND WHERE SHOWN ARE ONLY APPROXIMATE. THE CONTRACTOR SHALL ON HIS INITIATIVE AND AT NO EXTRA COSTS HAVE LOCATED ALL UNDERGROUND LINES AND STRUCTURES AS NECESSARY. NO CLAIMS FOR DAMAGES OR EXTRA COMPENSATION SHALL ACCRUE TO THE CONTRACTOR FROM THE PRESENCE OF SUCH PIPE, OTHER OBSTRUCTIONS OR FROM ANY DELAY DUE TO REMOVAL OR REARRANGEMENT OF THE SAME. THE CONTRACTOR SHALL BE RESPONSIBLE FOR ANY DAMAGE TO UNDERGROUND STRUCTURES. THE CONTRACTOR IS RESPONSIBLE FOR CONTACTING ALL NON-SUBSCRIBING UTILITIES. THE CONTRACTOR(S) SHALL CONTACT MISS UTILITY OF VIRGINIA AT 1-800-552-7001 FOR ASSISTANCE IN LOCATING EXISTING UTILITIES. CALL AT LEAST 48 HOURS PRIOR TO ANY DIGGING.
2. LOT LIGHTING CONCRETE FOOTINGS TO CONFORM WITH THE SOILS REPORT RECOMMENDATIONS FOR THIS PARTICULAR SITE.

PROPOSED BUILDING MOUNTED LIGHTING SPECIFICATIONS:

RADIUS WALL SCONCE



The RWSC Series radius wall sconce offers maximum versatility with multiple light sources and finishes. The available combination of uplight/downlight washes the building facade while the radial soft form housing wall compliment similar architectural design elements

McDonalds: 701 Williamson Road
Permit #: CP080014

* Note: Mounting height will be same as trellis on building - ranging in height from 8'-4" and 11'-4".

Fixture Specifications

FEATURES

- Durable cast aluminum housing
- Available in various light ring distributions for maximum versatility
- Integrated design eliminates high angle brightness
- Luminaire finished in weatherproof powder-coat paint
- Completely sealed, flat tempered glass lenses suitable for use in wet locations
- Ships complete with lamp

DIMENSIONS

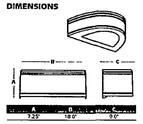

A	B	C
7.25"	18.0"	9.0"

ORDERING INFORMATION

SAMPLE CATALOG NUMBER

RWSC XXXXXX XX XX XXX

Series — Wattage/Source — Distribution — Finish — Voltage

SERIES
RWSC Cast Aluminum Series

WATTAGE/SOURCE
50MH 50 watt metal halide
70MH 70 watt metal halide
100MH 100 watt metal halide
175MH 175 watt metal halide
50HPS 50 watt high pressure sodium
70HPS 70 watt high pressure sodium
100HPS 100 watt high pressure sodium
150HPS 150 watt high pressure sodium
26QF 26 watt quad tube fluorescent
32TBF 32 watt triple tube fluorescent
42QF 42 watt quad tube fluorescent

DISTRIBUTION
US Up/Down Left
WD Downspread (very broad pattern)
FT Downspread (flat front)

FINISH
DB Dark Bronze
BK Black
WH White
PS Platinum Silver

VOLTAGE
120 120 volts
277 277 volts
MT Multi-Tap

1 Consult factory for other wattages and finishes.
2 Check footprint for size and weight.

SECURITY LIGHTING SYSTEMS — A NUVEILL LIGHTING, INC. COMPANY

Performance Designed Lighting Products — www.securitylighting.com

1035 Johnson Drive • Buffalo Grove, IL 60089 • TOLL-FREE: 800-544-4848 • PHONE 847-279-0527 • FAX 847-279-0542

LOT LIGHTING RECOMMENDATION

SEE LIGHTING PLAN FOR SECURITY LIGHTING, INC. SPECIFICATIONS OR OTHER SITE SPECIFIC LIGHT MANUFACTURERS.

GENERAL CONTRACTOR TO NOTE CORRECT LOCATION FIXTURES.

NOTE: ELECTRICAL CONTRACTOR TO CIRCUIT LOT LIGHTING AS NOTED.

PARKING INFORMATION

TOTAL SPACES							
40	2	HANDICAP SPACES	8.0'	X	21.0'	@	60 °
	32	SPACES	9.0'	X	21.0'	@	60 °
	3	SPACES	9.0'	X	21.0'	@	90 °
	3	SPACES	9.0'	X	19.0'	@	90 °

UTILITY INFORMATION

	SIZE	TYPE	LOCATION
SANITARY SEWER	8" DIP IN RUTHERFORD AVE.		
WATER	12" LINE - WILLIAMSON ROAD		
STORM SEWER	EXISTING SYSTEM TIES IN TO MANHOLE. 24" RCP IN RUTHERFORD AVE.		
ELECTRIC	OVERHEAD AT SOUTHEAST CORNER OF PROPERTY		
GAS	ALONG WILLIAMSON ROAD		

SURVEY INFORMATION

PREPARED BY: REGIONAL LAND SURVEYORS, INC.
8642 W. MARKET ST. SUITE 100
GREENSBORO, NC 27409
336-665-8155
DATE OF SURVEY:8-20-07

PLAN SCALE: 1" = 20'

STREET ADDRESS
701 WILLIAMSON ROAD

CITY	STATE
ROANOKE	VIRGINIA

COUNTY
-

TAX PIN NUMBER	LOCATION CODE NUMBER
3025003	45-0174

STIMMEL FILENAME: 07-240BASE.DWG

REV	DATE	DESCRIPTION	BY	ISSUE/REF
1	05-05-08	SITE DEVELOPMENT REVIEW COMMENTS	KB	
2	06-02-08	DEVELOPMENT REVIEW COMMENTS Round 2	JAL	

Stimmel

Stimmel Associates, PA
Landscape Architecture
Civil Engineering
Land Planning
601 N. Trade Street Suite 200
Winston Salem, NC 27101-2916
P: 336.723.1067 F: 336.723.1069

McDonald's
THESE PLANS AND SPECIFICATIONS ARE THE PROPERTY OF McDONALD'S USA, LLC AND SHALL NOT BE REPRODUCED, COPIED OR USED WITHOUT THEIR WRITTEN PERMISSION

RALEIGH REGION
4601 SIX FORKS ROAD - SUITE 200 - RALEIGH, N.C. 27609

OFFICE
ADDRESS

PLAN APPROVAL

	SIGNATURE (2 REQUIRED)	DATE
REGIONAL MGR.		
REGIONAL DEV. DIRECTOR		
REGIONAL CONSTRUCTION MGR.		
REGIONAL REAL ESTATE MGR.		
AREA CONSTRUCTION MGR.		
CONTRACTOR		

CO-SIGN SIGNATURES

STATUS	DATE	BY
FINAL	-	JM
PLAN CHECKED	-	JM
AS-BUILT	-	-

L-2
LIGHTING PLAN