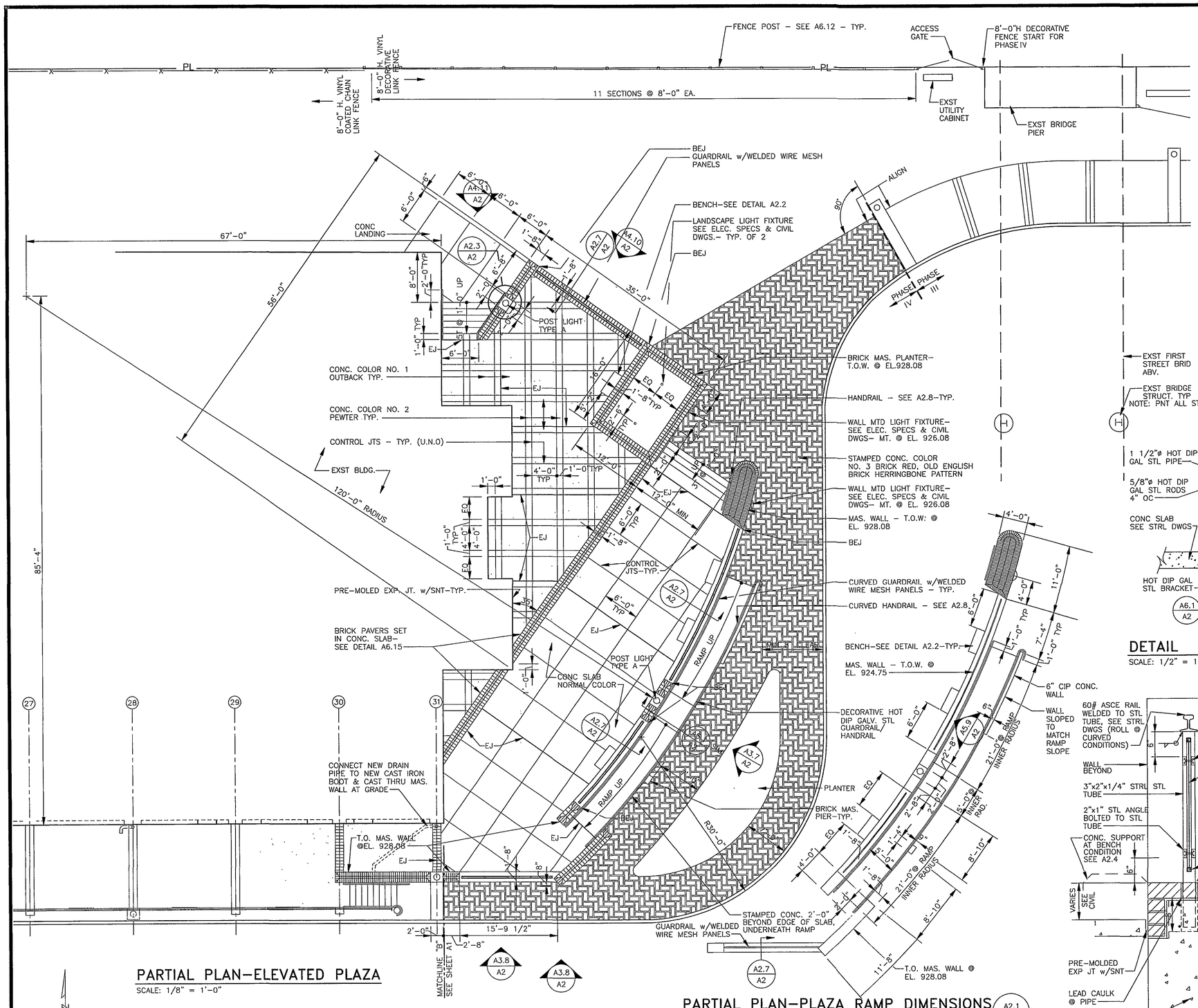

PARTIAL PLAN–ELEVATED PLAZA

SCALE: 1/8" = 1'-0"

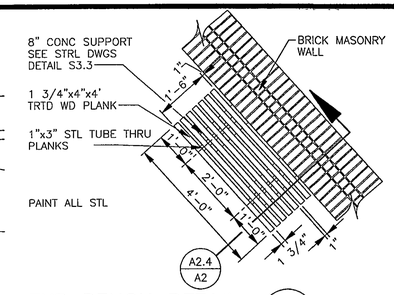

TYP BENCH DETAIL

SCALE: 1/2" = 1'-0"

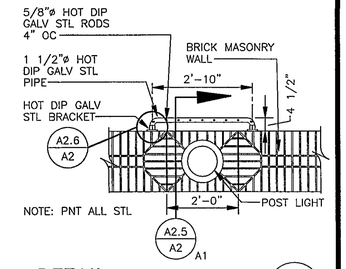

DETAIL

SCALE: 1/2" = 1'-0"

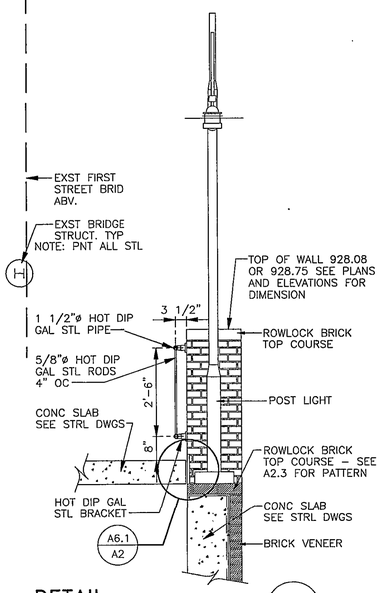

DETAIL

SCALE: 1/2" = 1'-0"

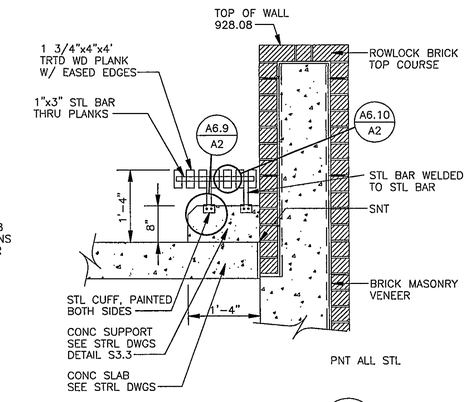

DETAIL

SCALE: 3/4" = 1'-0"

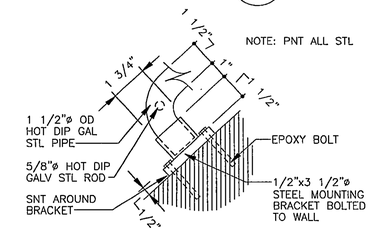

DETAIL

SCALE: 3" = 1'-0"

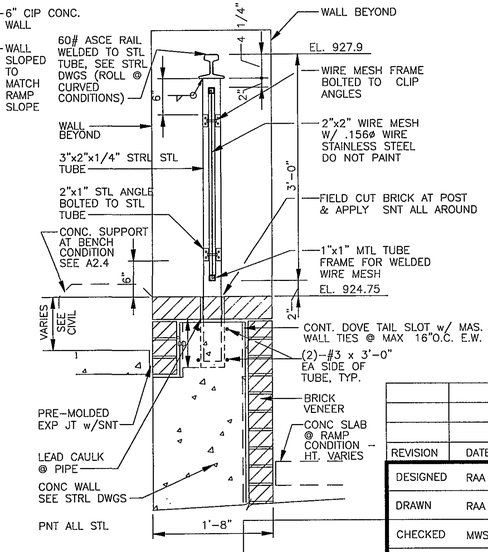

DETAIL

SCALE: 1"=1'-0"

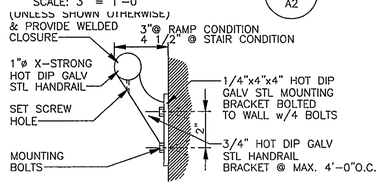

NOTE: ALL PIECES ARE PAINTED HOT DIPPED GALVANIZED STEEL

TYP HANDRAIL BRACKET

SCALE: 3" = 1'-0"

GRAPHIC SCALES

1/8"=1'-0" 8' 4' 0 8' 16'

1/2"=1'-0" 12" 6" 0 1' 2' 3' 4' 5'

3/4"=1'-0" 12" 6" 0 1' 2' 3'

3"=1'-0" 12" 9" 6" 3" 0

NOTES:

1. SEE DIMENSION PLAN, THIS SHEET, FOR RAMP DIMENSIONS
2. WHERE CONCRETE COLORS ARE REFERENCED AND THERE IS NO STAMPING PATTERN, USE ONLY THE HARDENER COLOR W/O THE RELEASE COLOR

NOTES:

1. FIELD VERIFY ℄ PILASTER TO ℄ PILASTER DIMENSIONS. ALIGN ELEMENTS AS SHOWN WITH EXST PILASTER ℄.
2. SEE CIVIL DRAWINGS FOR RELATIONSHIP OF PARTIAL PLAN TO TOTAL PROJECT.
3. PROVIDE CONTINUOUS EXPANSION JOINT OVER HORIZONTAL AND VERTICAL BRICK SURFACES AS INDICATED.

PARTIAL PLAN–PLAZA RAMP DIMENSIONS

SCALE: 1/8"=1'-0"

REVISION	DATE	DESCRIPTION	BY	APP

DESIGNED	RAA
DRAWN	RAA
CHECKED	MWS
APPROVED	
SUBMITTED	

CITY OF ROANOKE
RAILSIDE LINEAR WALK
PHASE IV

ARCHITECTURAL
ELEVATED PLAZA
PLAN & DETAILS

HAYES, SEAY, MATTERN & MATTERN, INC.
ARCHITECTS – ENGINEERS – PLANNERS
ROANOKE, VIRGINIA

SCALE	COMM. NO.
AS NOTED	7288
DATE	SHEET
SEPT. 17 1999	A2

PHASEIV/A2 C7288 SE1999 REV. 1 ACAD P00 PLOT SCALE: 1=1 XREF: 7288d