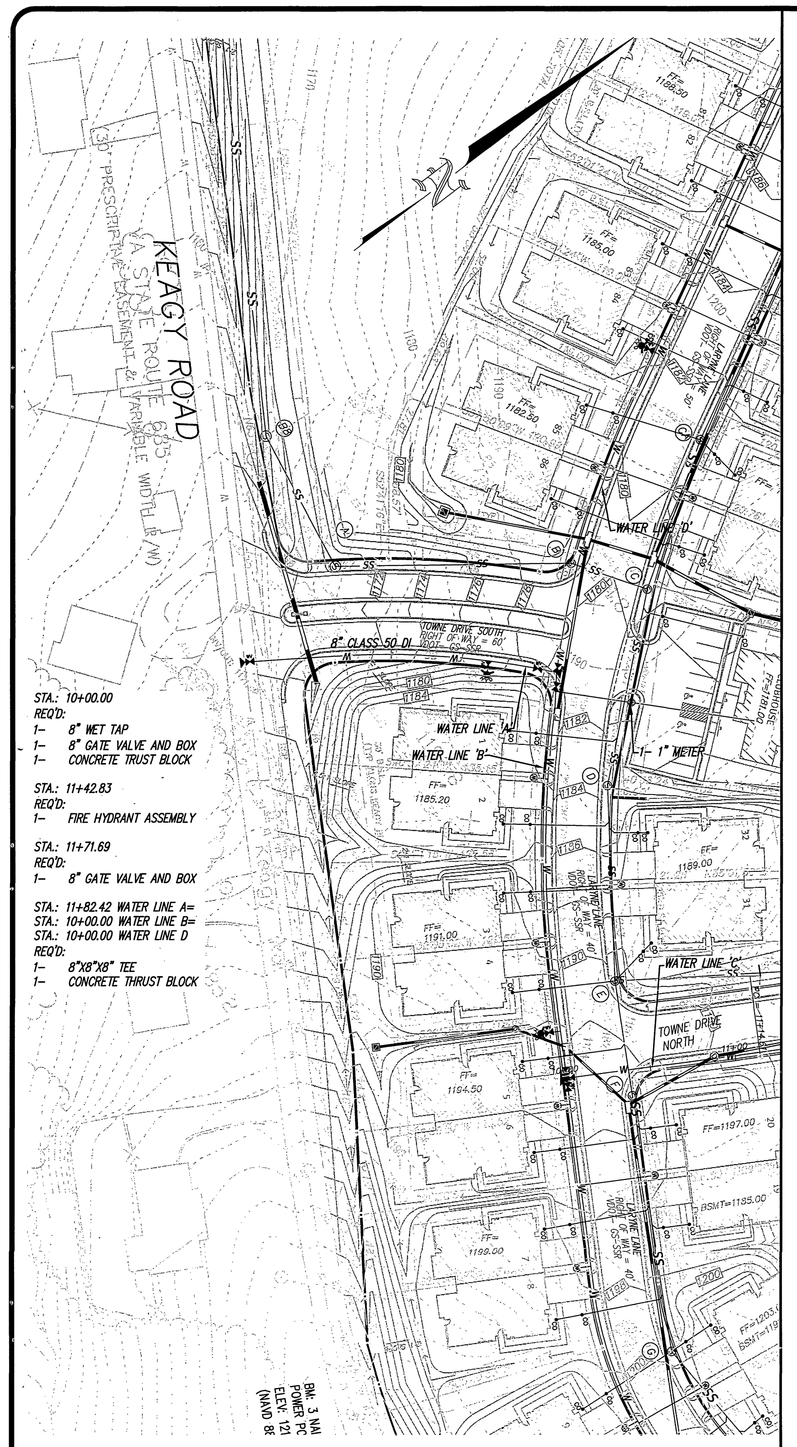

STA.: 10+00.00
REQ'D:
1– 8" WET TAP
1– 8" GATE VALVE AND BOX
1– CONCRETE TRUST BLOCK

STA.: 11+42.83
REQ'D:
1– FIRE HYDRANT ASSEMBLY

STA.: 11+71.69
REQ'D:
1– 8" GATE VALVE AND BOX

STA.: 11+82.42 WATER LINE A=
STA.: 10+00.00 WATER LINE B=
STA.: 10+00.00 WATER LINE D
REQ'D:
1– 8"X8"X8" TEE
1– CONCRETE THRUST BLOCK

WATER LINE 'A'
8" CLASS 50 DI PIPE

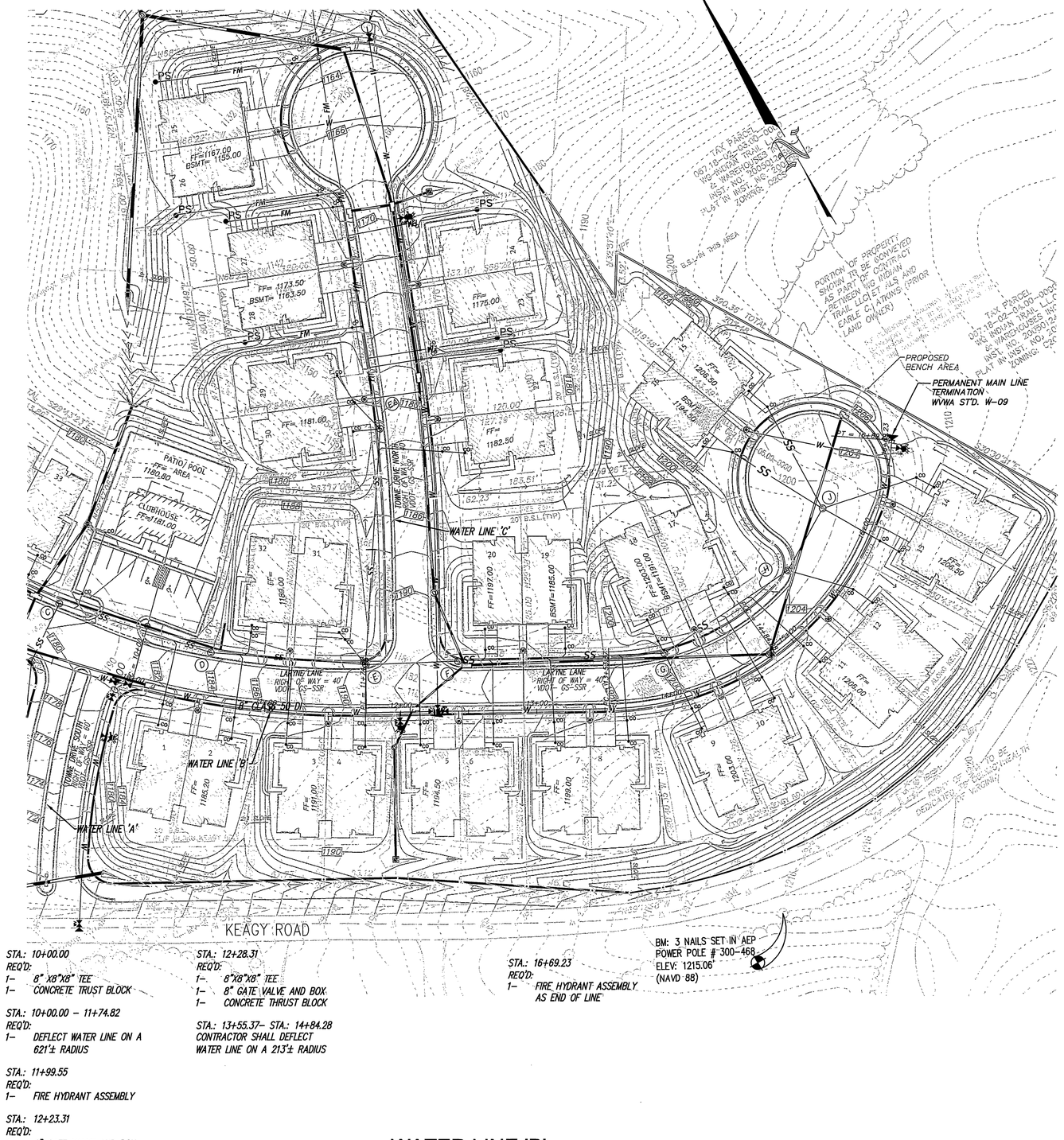

STA.: 10+00.00
REQ'D:
1– 8" X8"X8" TEE
1– CONCRETE TRUST BLOCK

STA.: 10+00.00 – 11+74.82
REQ'D:
1– DEFLECT WATER LINE ON A 621'± RADIUS

STA.: 11+99.55
REQ'D:
1– FIRE HYDRANT ASSEMBLY

STA.: 12+23.31
REQ'D:
1– 8" GATE VALVE AND BOX

STA.: 12+28.31
REQ'D:
1– 8"X8"X8" TEE
1– 8" GATE VALVE AND BOX
1– CONCRETE THRUST BLOCK

STA.: 13+55.37– STA.: 14+84.28
CONTRACTOR SHALL DEFLECT WATER LINE ON A 213'± RADIUS

STA.: 16+69.23
REQ'D:
1– FIRE HYDRANT ASSEMBLY AS END OF LINE

WATER LINE 'B'
8" CLASS 50 DI PIPE

STA.: 10+00.00
REQ'D:
1– 8" X8"X8" TEE
1– CONCRETE TRUST BLOCK

STA.: 10+02.50
REQ'D:
1– 8" GATE VALVE AND BOX

STA.: 11+14.61– STA.: 12+57.16
CONTRACTOR SHALL DEFLECT WATER LINE ON A 1018'± RADIUS

STA.: 13+64.92
REQ'D:
1– FIRE HYDRANT ASSEMBLY

STA.: 15+06.84
1– END OF LINE ASSEMBLY
REFER TO WVWA WATER DETAIL W-09

GENERAL WATER LINE NOTES:
1. ALL WATER SERVICE LATERALS WILL REQUIRE PRESSURE REDUCING VALVES.

WATER LINE 'C'
8" CLASS 50 DI PIPE

HORIZ. SCALE 1" = 50'
VERT. SCALE 1" = 10'

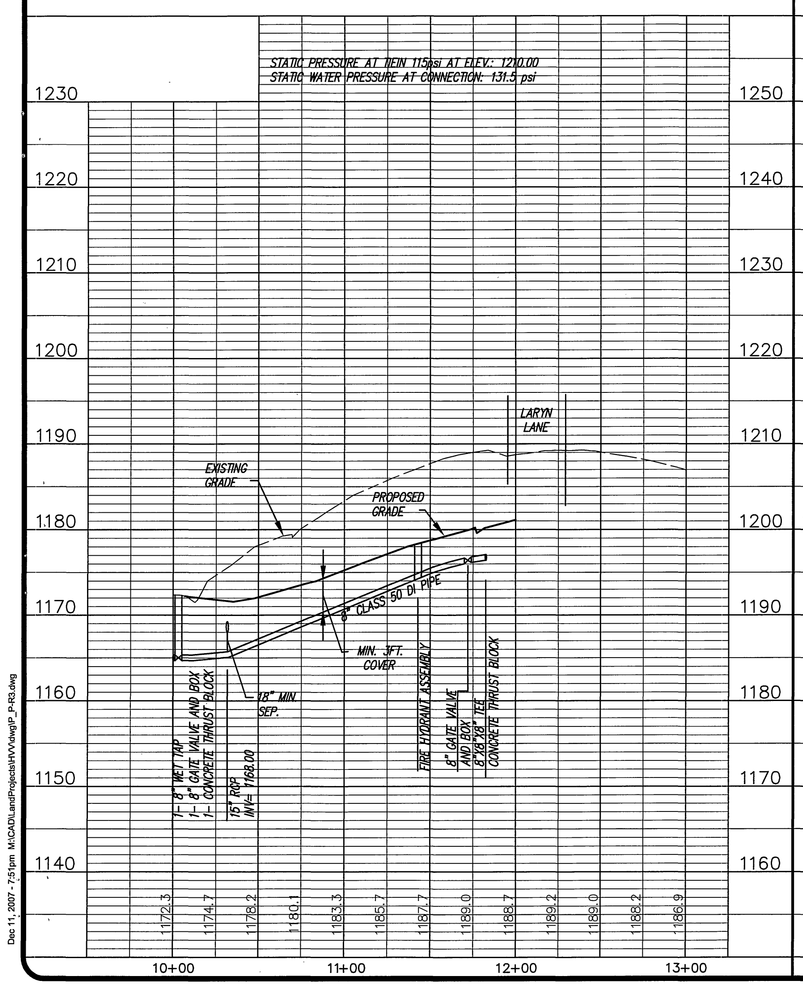

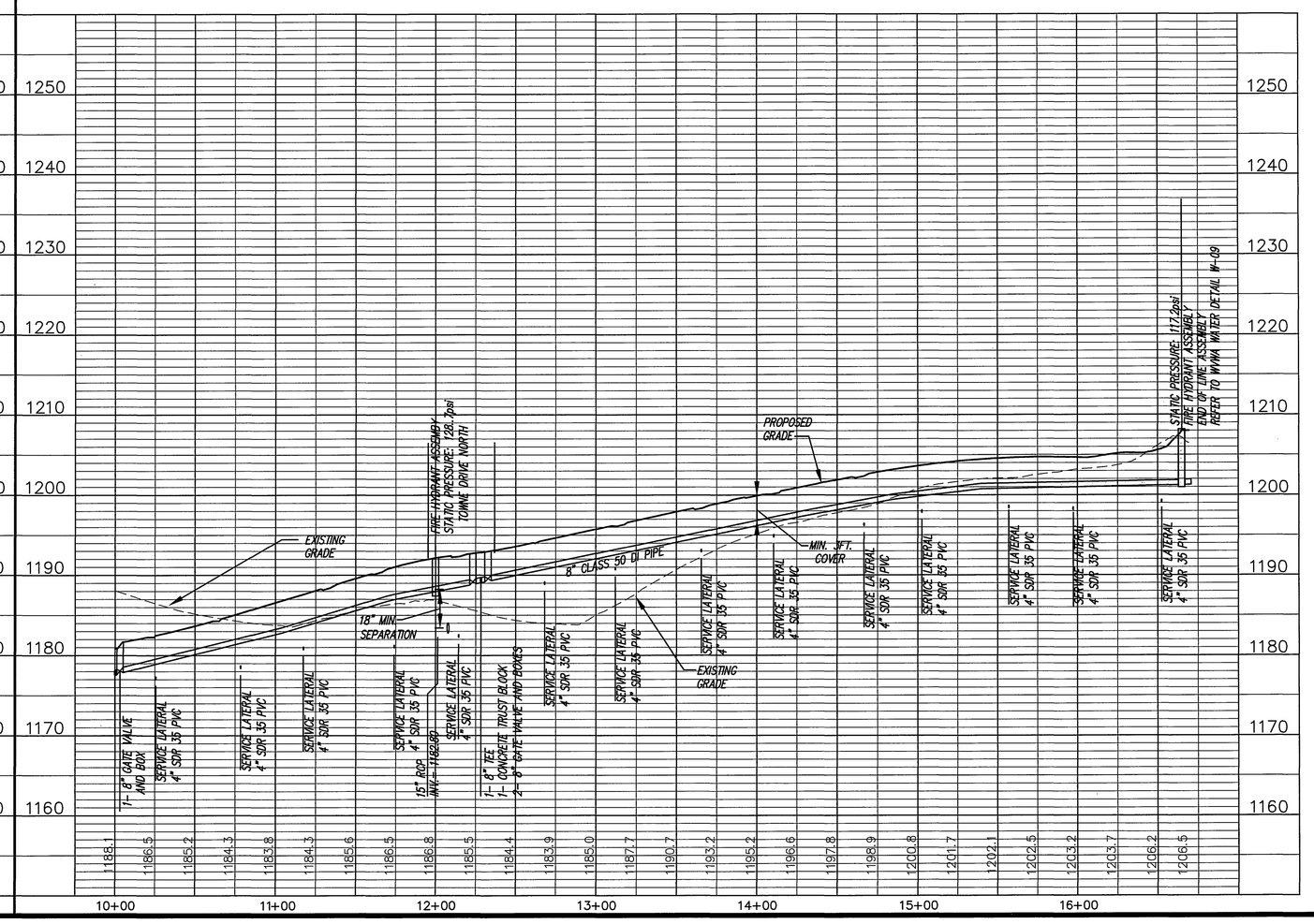

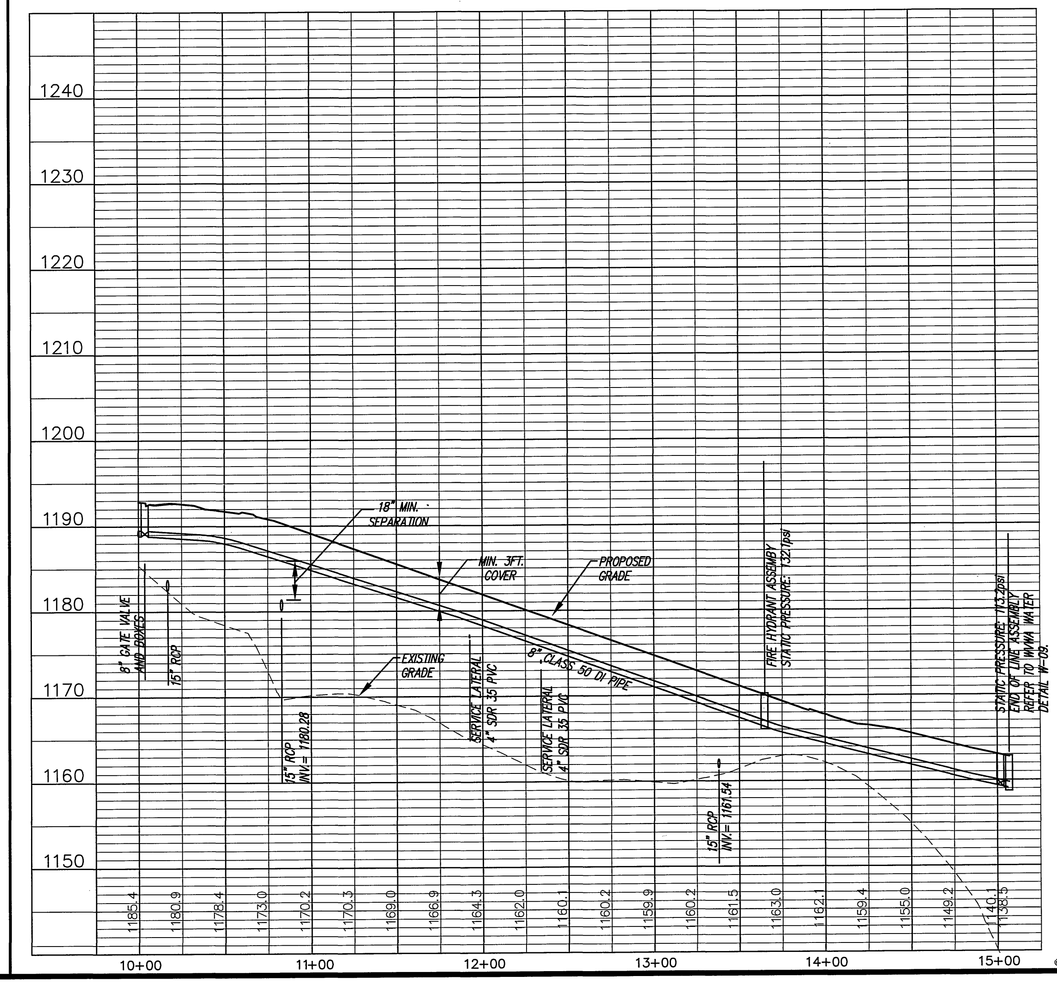

MIKE MORGAN ENGINEERING, LLC.
14350 SOMMERVILLE COURT
MIDLOTHIAN, VA 23113
Office: 804.419.2559
Fax: 804.419.2558

SITE DEVELOPMENT PLAN FOR THE TOWNES AT HIDDEN VALLEY
WINDSOR HILLS DISTRICT, ROANOKE COUNTY, VIRGINIA

REVISION
1 - PER COUNTY COMMENTS
2- 10/03/07- PER VDOT AND PER COUNTY COMMENTS
3- 11/06/07- PER COUNTY COMMENTS
4- 12/11/07- PER VDOT COMMENTS

COMMONWEALTH OF VIRGINIA
MICHAEL D. MORGAN II
Lic. No. 041247
12/11/07
PROFESSIONAL ENGINEER

MME PROJECT NUMBER
2006-125

DRAWN BY:	CHECK BY:
DLC	MDM
DATE 03/21/07	ISSUE 12/11/07

SHEET TITLE
WATERLINE 1, 2, 3
PLAN AND PROFILE

SHEET NO.
26 OF 43

© 2007 MME, LLC.

Dec 11, 2007 - 7:57pm M:\CADD\Land\Projects\KV\dwg\P-R3.dwg