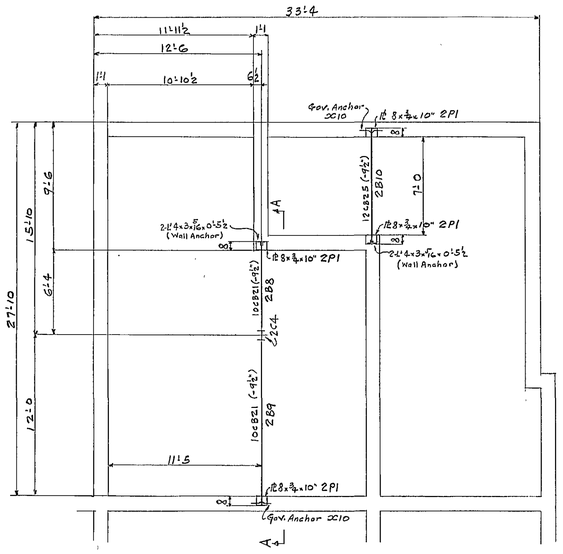

FLOOR PLAN ELEV. 1157'-6"

Top of Beams (-9½") below El. 1157'-6"

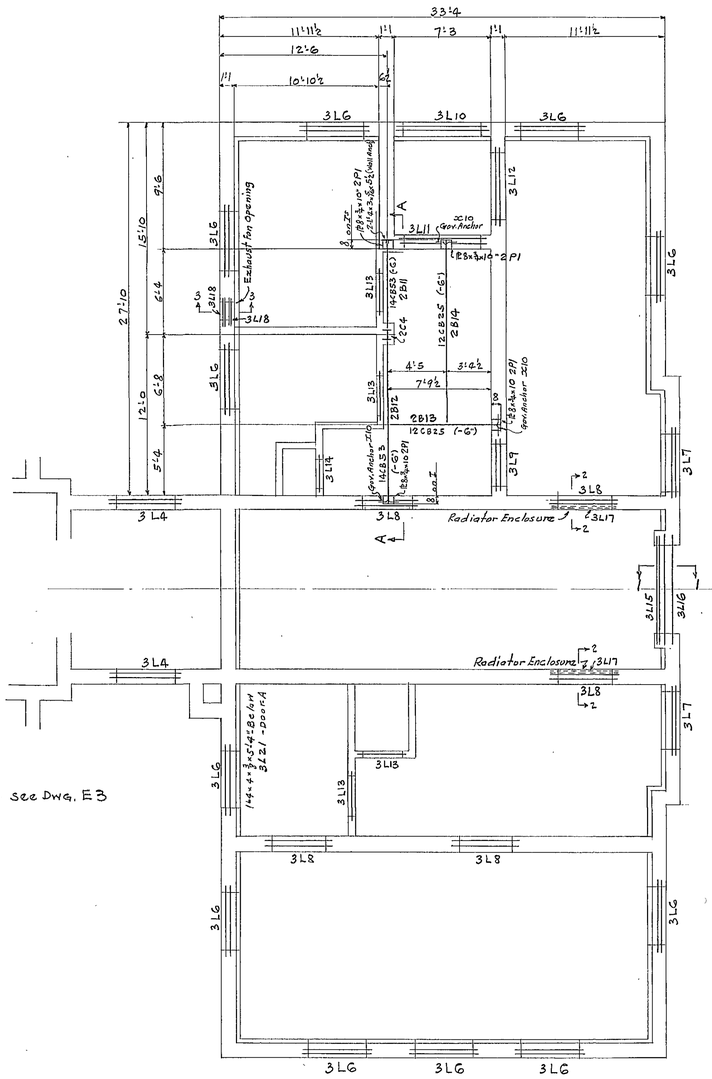

FLOOR PLAN ELEV. 1169'-6"

Top of Beams (-6") below El. 1169'-6"

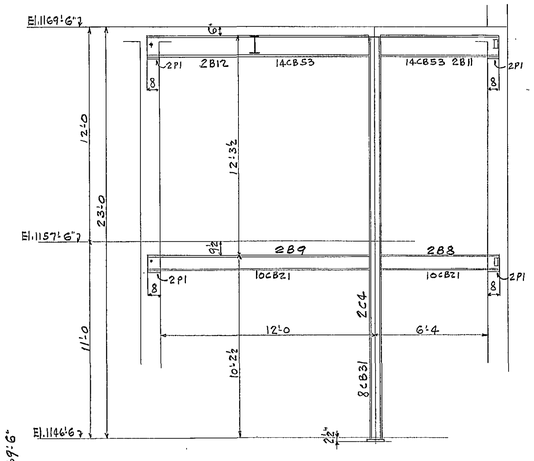

SECTION A-A

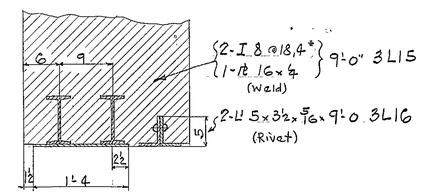

SECTION 1-1 THRU LINTEL MAIN ENTRANCE

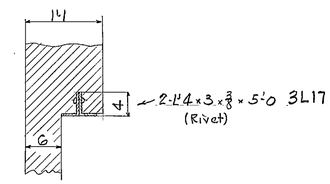

SECTION 2-2 THRU LINTEL RADIATOR ENCLOSURE

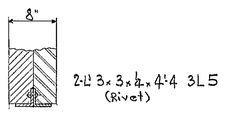

SECTION THRU LINTEL 3L5 (For Location of 3L5 see Dwg. E3)

For LINTEL 3L4 see DWG. E3

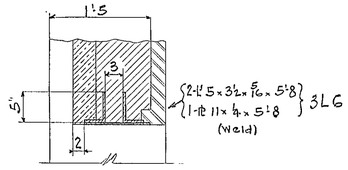

SECTION THRU LINTEL 3L6

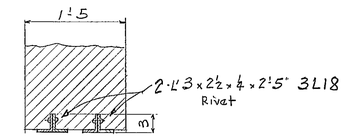

SECTION 3-3 THRU LINTEL EXHAUST FAN OPENING

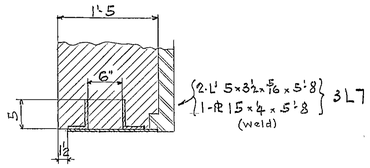

SECTION THRU LINTEL 3L7

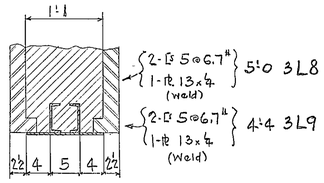

SECTION THRU LINTEL 3L8 - 3L9

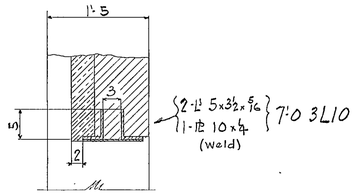

SECTION THRU LINTEL 3L10

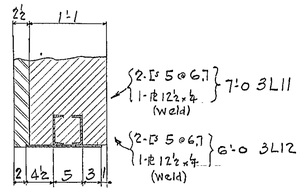

SECTION THRU LINTEL 3L11 - 3L12

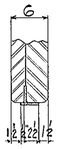

SECTION THRU LINTEL 3L13-3L14

REVISION	

DATE	
Shop Paint	
Shop Contact Surfaces not Painted	
Inspection	
Rivets	Unless Noted
Holes	" "
Special Notes:	
Mat'l on Shop Bill	

For General Notes see Dwg. E1

CONTRACT V 5437

Details of Erection Plan

Carvins Cove Water Supply

For Filter Plant Roanoke Water Dept.

Location Carvins Cove, Roanoke Co. Va.

Owner B.F. Parrott & Co.

VIRGINIA BRIDGE COMPANY

ROANOKE, VIRGINIA

To be fabricated at Roanoke plant

Made by E.L.W. 12-14-45 Checked by FHM.

In charge of Hoefer Date 1-26-46

Scale 1 in. = 1 Ft. Sheet No. E4 of E4

	a	b	d	f	g	h	k	m	n	p	s	t	v	w	x	y
ANGLES																
PLATES																
BARS																
STRUCT. SHAPES																
BOLT PLATES																

NO. 4203 NATIONAL TRACING PAPER E. K. ELLIOTT CO. PITTSBURGH