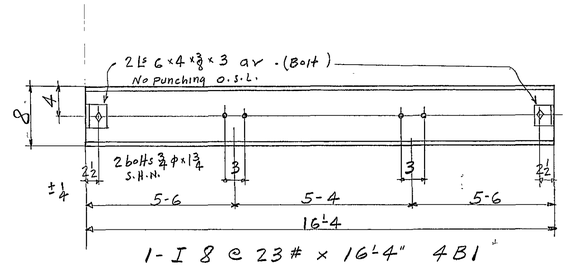

1-I 8 @ 23# × 16'-4" 4B1

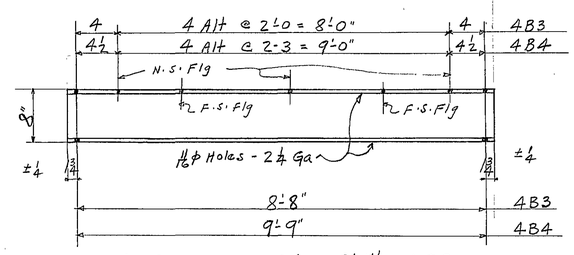

1- 8" CBL @ 13# × 8'-11 1/2 4B3
1- do × 10'-0 1/2 4B4

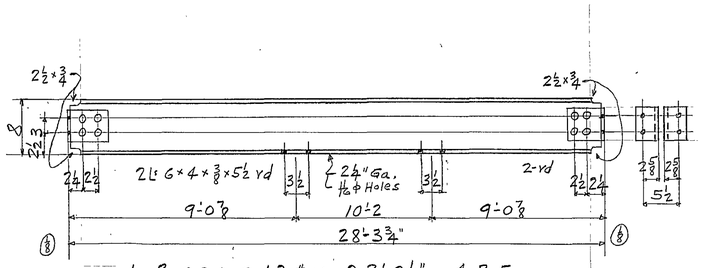

1-8 CBL @ 13# × 28'-2 1/2" 4B5

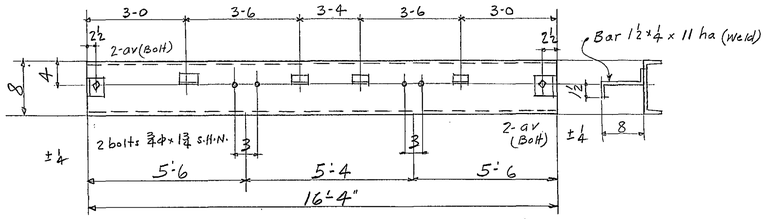

1-[8 @ 13.75# × 16'-4" 4B2

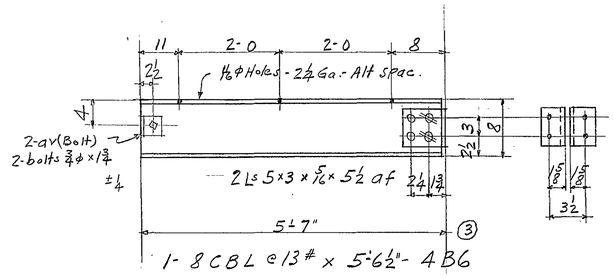

1- 8 CBL @ 13# × 5'-6 1/2" - 4B6

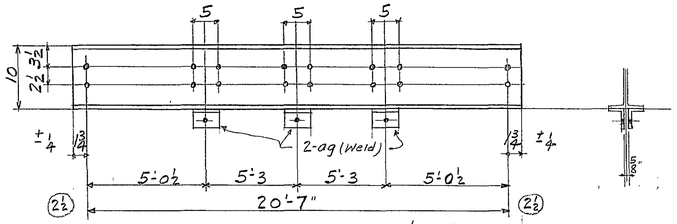

1-I 10 @ 25.4# × 20'-10 1/2" 4B9

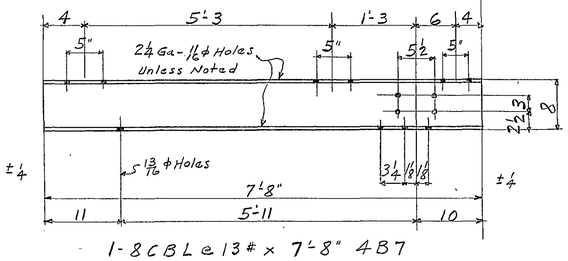

1-8 CBL @ 13# × 7'-8" 4B7

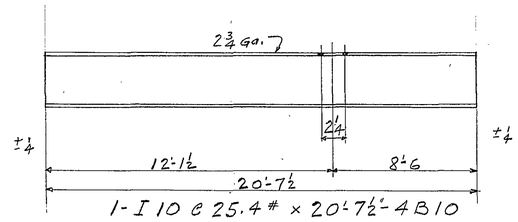

1-I 10 @ 25.4# × 20'-7 1/2" - 4B10

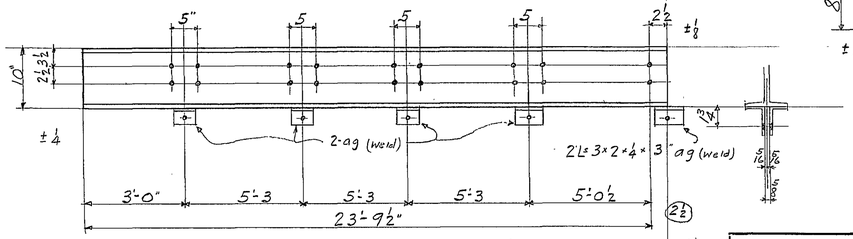

1-I 10 @ 25.4# × 24'-0" - 4B8

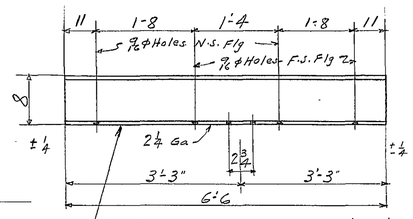

1-I 8 @ 18.4# × 6'-6" 4B11
Shop paint Both Flg only

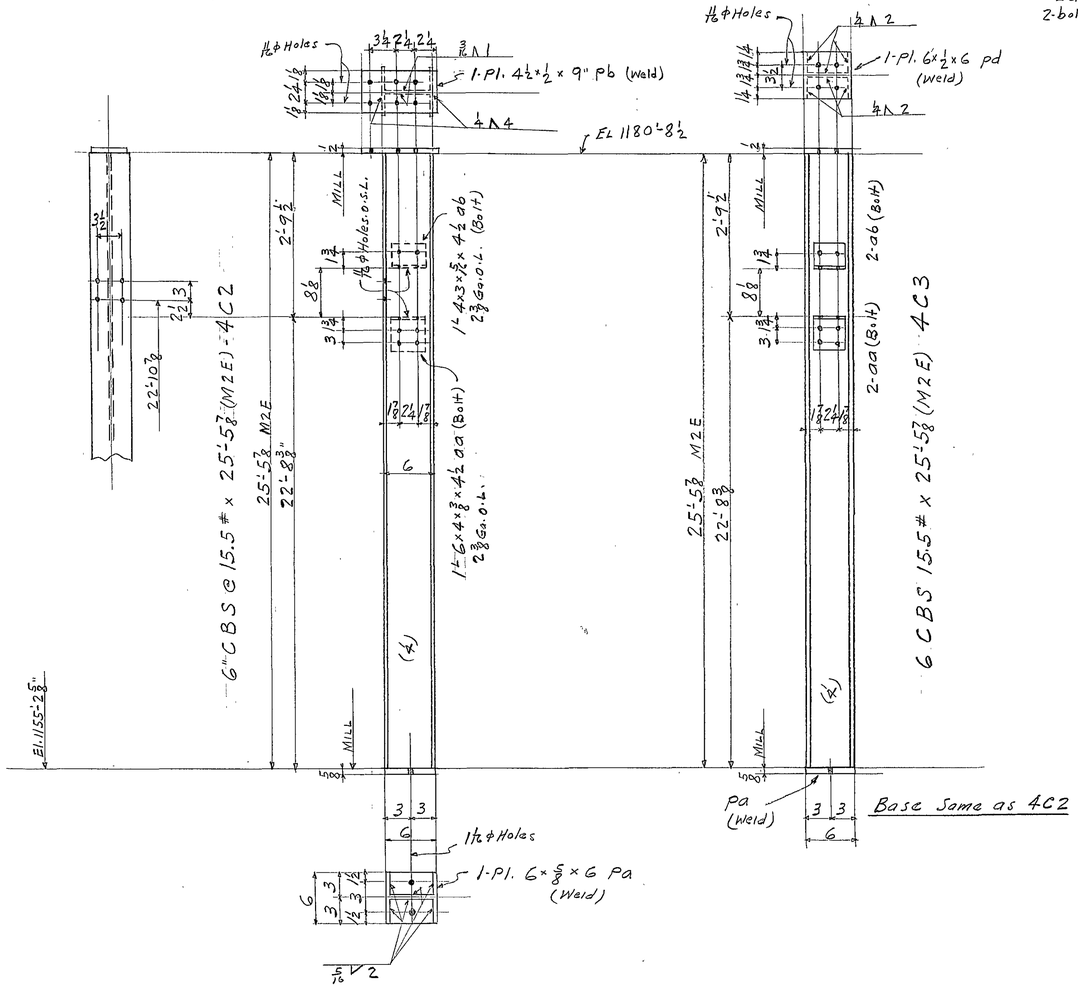

REQUIRED LIST

MAKE	DESCRIPTION	MARK
4	Beams	4B1
2	Channels	4B2
1	Column Thus	4C2R
1	" Rev	4C2L
2	" Thus	4C3
2	Beams "	4B3
1	" "	4B4
1	" "	4B5
2	" "	4B6
2	" "	4B7
2	" "	4B8
1	" "	4B9
1	" "	4B10
1	" "	4B11

REVISION	DATE

Shop Paint 1 ct. R.L.& Oil Unless Noted
Shop Contact Surfaces not Painted
Inspection V.B.Co. (Shop)
Rivets 3/4 φ Unless Noted
Holes 13/16 φ " "
Special Notes:
Mat'l on Shop Bill 8-9

E2
E3
E4

CONTRACT V 5437

Details of Beams - Columns

For Filter Plant - Roanoke Water Dept.
Location Carvins Cove, Roanoke Co., Va.
Owner B.F. Parrott & Co.

VIRGINIA BRIDGE COMPANY

ROANOKE, VIRGINIA

To be fabricated at Roanoke plant
Made by O.G.A. 12-28-45 Checked by FH
In charge of Hoefer Date 1-26-46
Scale ..... in. = 1 Ft. Sheet No. 4 of .....