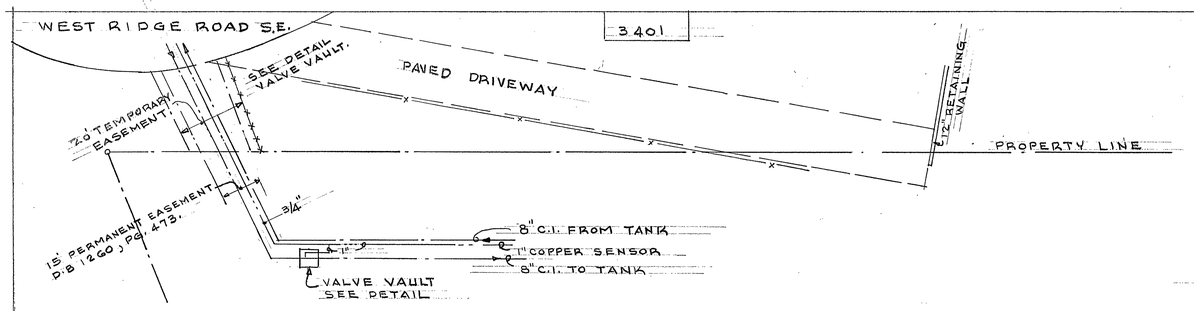

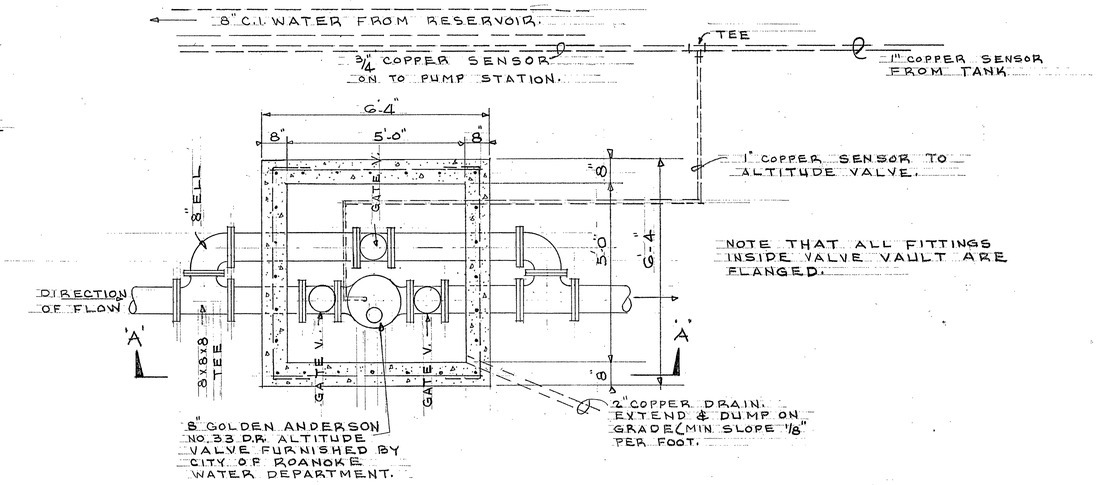

PLAN OF VALVE VAULT

SCALE: 1/2" = 1'-0"

SLOPE FLOOR SLAB 1" TO DRAIN.

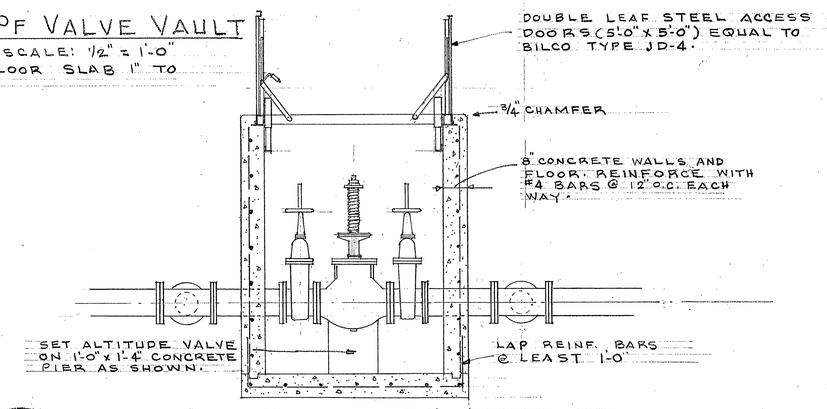

SECTION A-A.

SCALE: 1/2" = 1'-0"

GATE VALVES SHALL BE A.W.W.A. APPROVED, O.S. & Y 8" VALVES (4 SHOWN). EQUIP VALVES WITH TWO INCH (2") SQUARE OPERATING NUT THAT SHALL OPEN BY TURNING TO THE RIGHT. NUT SHALL BE MARKED WITH AN ARROW AND THE WORD "OPEN".

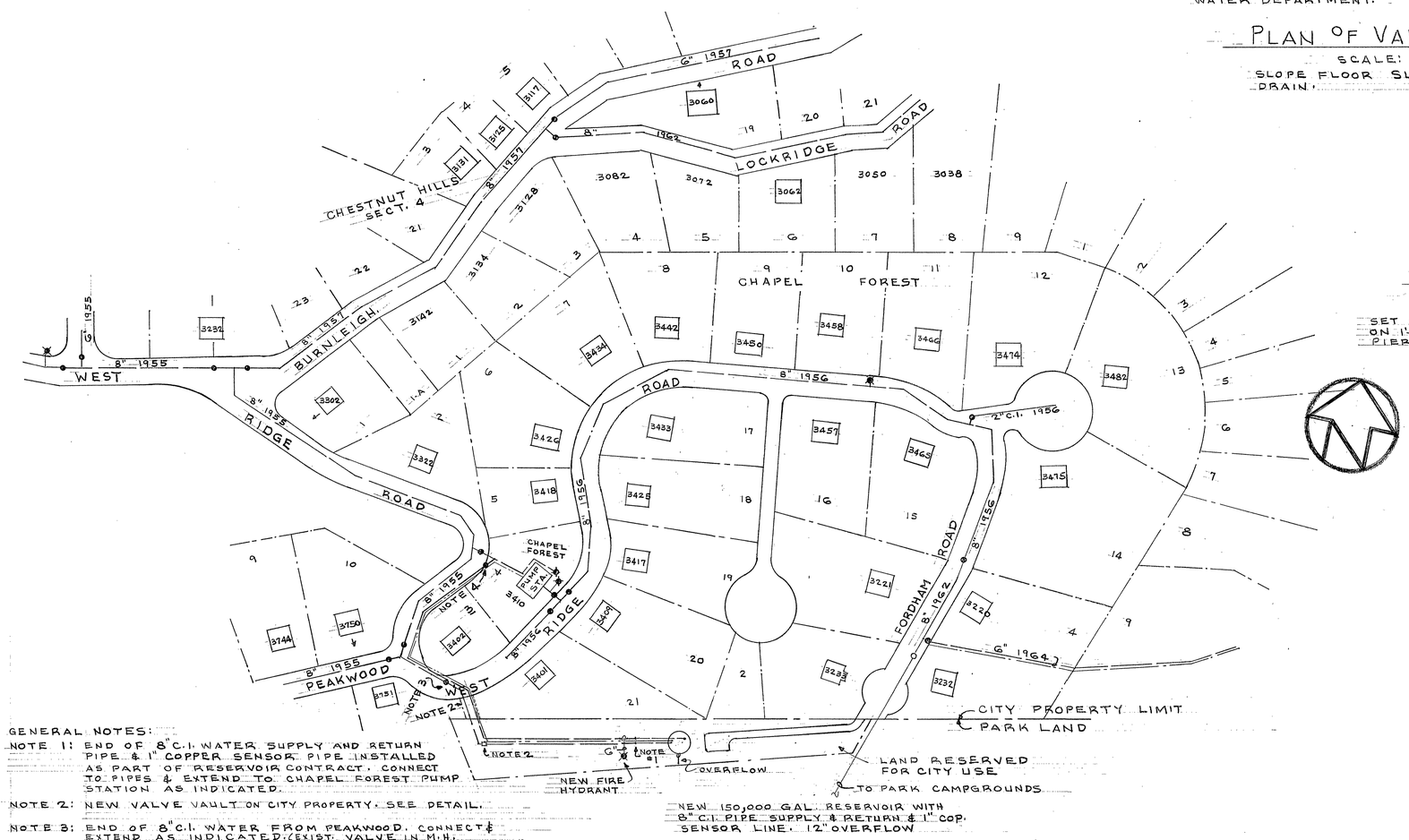

GENERAL NOTES:

NOTE 1: END OF 8" C.I. WATER SUPPLY AND RETURN PIPE & 1" COPPER SENSOR PIPE INSTALLED AS PART OF RESERVOIR CONTRACT. CONNECT TO PIPES & EXTEND TO CHAPEL FOREST PUMP STATION AS INDICATED.

NOTE 2: NEW VALVE VAULT ON CITY PROPERTY. SEE DETAIL.

NOTE 3: END OF 8" C.I. WATER FROM PEAKWOOD. CONNECT & EXTEND AS INDICATED. (EXIST. VALVE IN M.H.

NOTE 4: NEW 8" GATE IN M.H. & CONNECT TO 8" C.I. SUCTION FROM PEAKWOOD. MANHOLE SHALL BE PRE CAST CONCRETE EQUAL TO VA. DEPT. OF HIGHWAY & TRANSPORTATION M.H.-1 WITH C.I. M.H. COVER MH-1.

PARTIAL PLAN SHOWING NEW PIPING REQUIRED FROM RESERVOIR TO PUMP STA.

SCALE: 1" = 100.0'

DATE	REV.	DESCRIPTION	BY

Thomas J. Beard — CITY ENGINEER

ALTERATIONS & ADDITIONS

CHAPEL FOREST PUMP STATION

ROANOKE, VA.

CITY OF ROANOKE
OFFICE OF CITY ENGINEER
ROANOKE, VIRGINIA

CONTRACTOR MUST VERIFY ALL DIMENSIONS AT PROJECT BEFORE PROCEEDING WITH WORK

DRAWN: L.B.C.
CHECKED:
APP'D:
DATE: 8-5-76
JOB NO. 5420
SHEET 1 OF 2