GENERAL SHEET NOTES

1. SEE DWG'S A-2001 AND E-2001 FOR DEMOLITION.

SHEET KEYNOTES

1. SEE ARCHTECTURAL DWG A-2001 FOR NEW INTERIOR PARTITIONS AND DOORS.

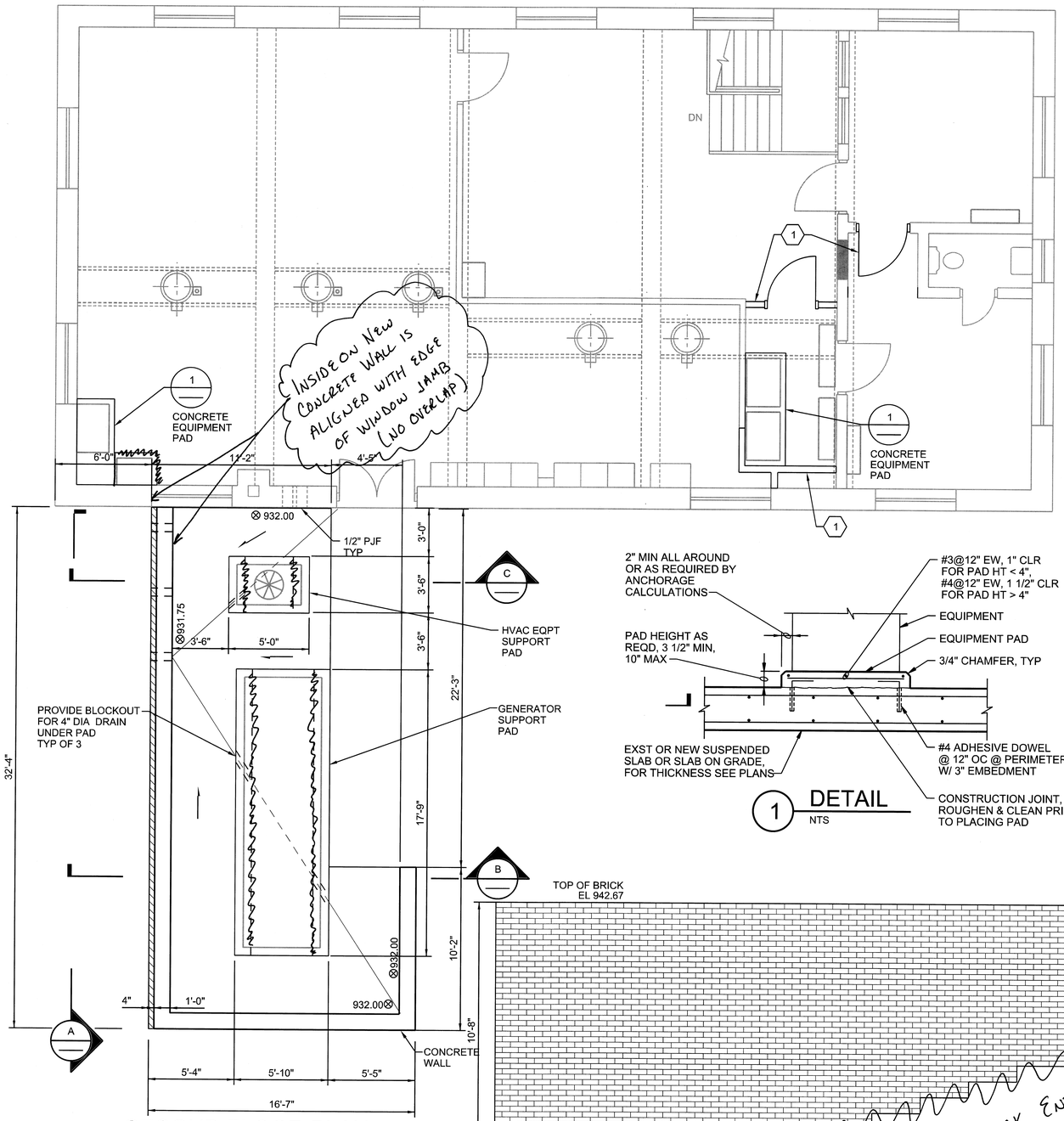

SECOND FLOOR PLAN

1/4"=1'-0"

1 DETAIL

NTS

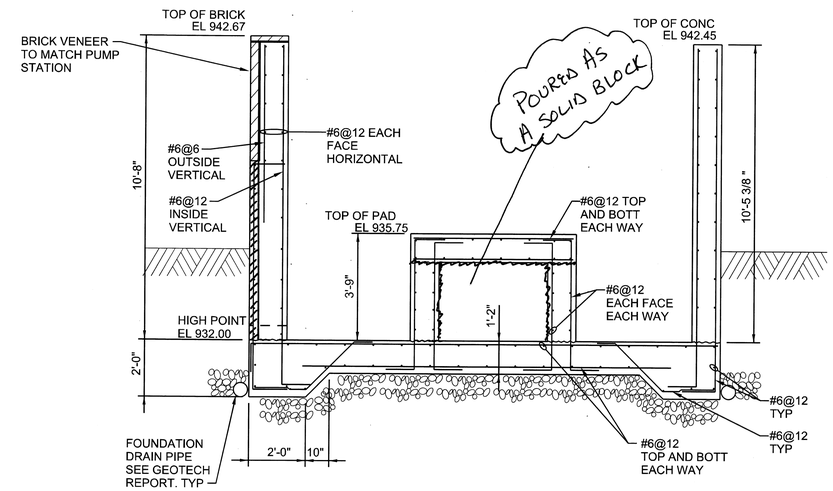

B SECTION

3/8"=1'-0"

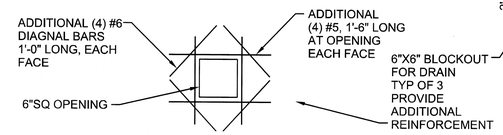

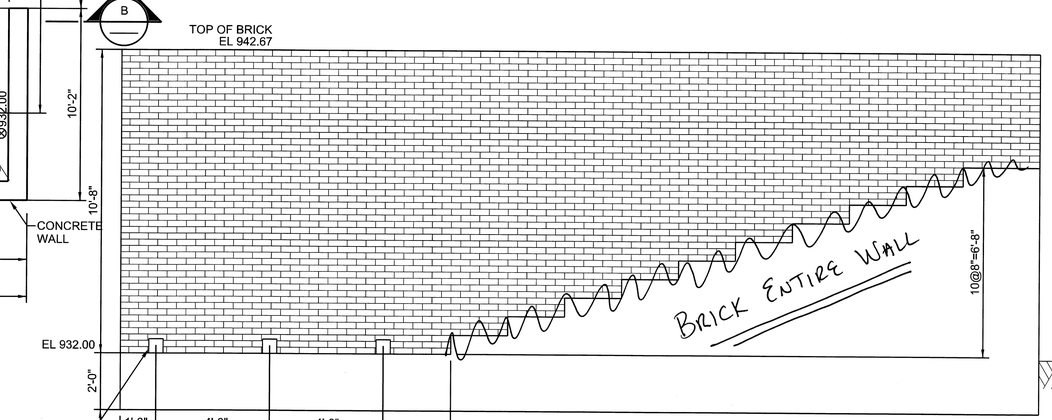

A SECTION

3/8"=1'-0"

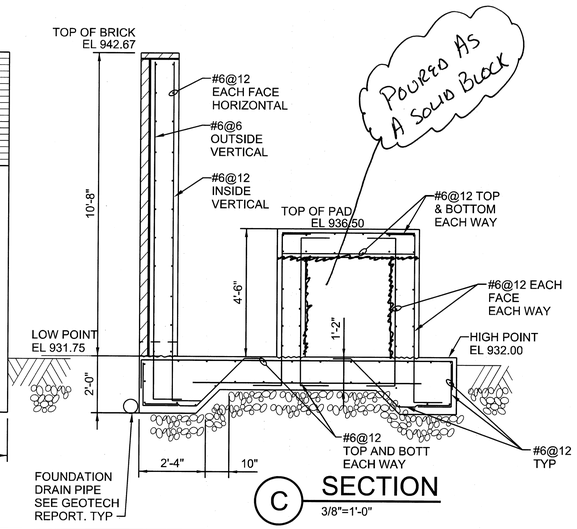

C SECTION

3/8"=1'-0"

COMMONWEALTH OF VIRGINIA
JEROLD W. ALLEN JR.
Lic. No. 035870
9/5/2014
PROFESSIONAL ENGINEER

NO.	DATE	REVISION	BY	APV'D
DSGN	L ZHANG	DR	CHK	APV'D
	L ZHANG		J ALLEN	J ALLEN

©CH2M HILL 2013. ALL RIGHTS RESERVED.

REUSE OF DOCUMENTS: THIS DOCUMENT, AND THE IDEAS AND DESIGNS INCORPORATED HEREIN, AS AN INSTRUMENT OF PROFESSIONAL SERVICE, IS THE PROPERTY OF CH2M HILL AND IS NOT TO BE USED, IN WHOLE OR IN PART, FOR ANY OTHER PROJECT WITHOUT THE WRITTEN AUTHORIZATION OF CH2M HILL.

CRYSTAL SPRING WATER TREATMENT PLANT
CLEARWELL REPLACEMENT
WESTERN VIRGINIA WATER AUTHORITY
CITY OF ROANOKE, VIRGINIA

CH2MHILL®

STRUCTURAL

LOW LIFT AND HIGH ZONE PUMP STATION SECOND FLOOR PLAN AND DETAILS

VERIFY SCALE
BAR IS ONE INCH ON ORIGINAL DRAWING.
0 1"

DATE	SEPTEMBER 2014
PROJ	475481
DWG	S-2001
SHEET	15 of 37

CONSTRUCTION DOCUMENTS

FILENAME: S-2001_475481.dgn PLOT DATE: 2014\09\05 PLOT TIME: 11:12:54 AM