








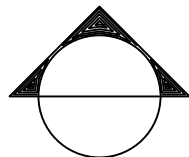
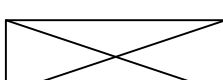
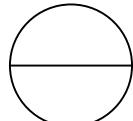

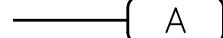


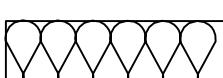

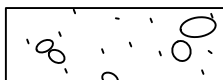



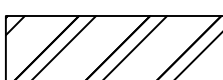
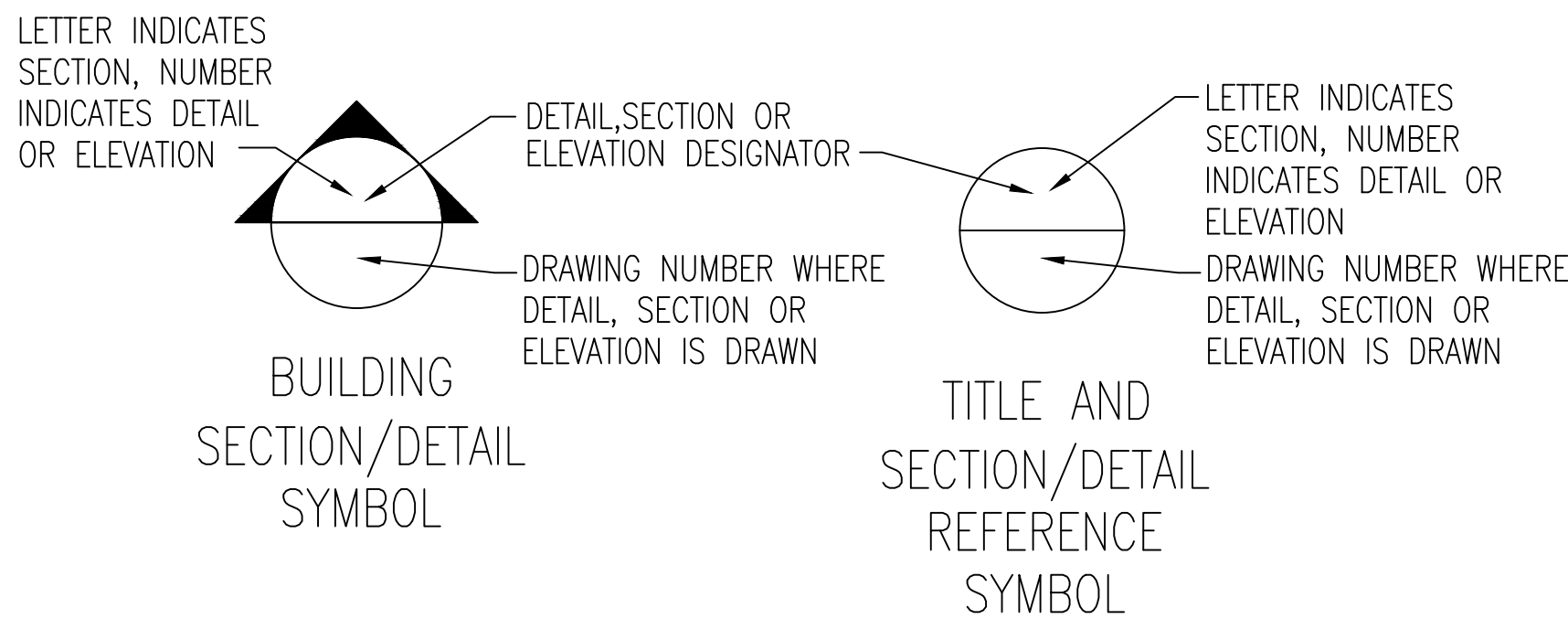


LEGEND:

	BRICK		DOOR NUMBER SYMBOL
	CONCRETE MASONRY UNITS		LOUVER NUMBER SYMBOL
	STRUCTURAL CLAY UNITS		WINDOW NUMBER SYMBOL
	GYPSUM BOARD PARTITIONS		ROOM NUMBER SYMBOL
	WOOD-FINISH GRADE		WALL/BUILDING SECTION SYMBOL
	WOOD BLOCKING		TITLE AND DETAIL REFERENCE SYMBOL
	RIGID WALL/ PERIMETER INSULATION		PARTITION TYPES
	RIGID ROOF INSULATION		NUMBER DRAWING NOTE
	BATT INSULATION		REVISION
	CONCRETE		NORTH ARROW (CONSTRUCTION NORTH)
	POROUS FILL		
	EARTH		
	METAL PATTERN		



WESTERN VIRGINIA WATER AUTHORITY
601 South Jefferson Street, Suite 300
Roanoke, Virginia 24011

DES: RK	SCALE: NOT TO SCALE
DRAWN: PKI	HORIZ: N/A
CHECK: DAK	VERT: N/A
DATE: 1/24/20	

CRYSTAL SPRING PUMP STATION RELOCATION

ARCHITECTURAL ABBREVIATIONS AND LEGEND

DRAWING

SHEET

AO.01

28