OPENING SCHEDULE

OPNG NO.	TYPE OF OPENING	OPENING SIZE WIDTH	OPENING SIZE HEIGHT	OPENING SIZE THICK	TYPE	MATL	LOUVER	FRAME MATL	FRAME HEAD	FRAME JAMB	FRAME SILL	FRAME	HDWR SET	LABEL	REMARKS
E101	DOOR	3-0	7-0	1¾"	A	HM		HM	8	9	10	-	1		
E102	PAIR OF DOORS	6-0	7-0	1¾"	F	HM		HM	8	9	10	-	2		
E103	SECTIONAL DOOR	10-0	10-0	——	G	WD		STL	11	12	13	-	-		
E104	PAIR OF DOORS	6-0	7-0	1¾"	F	HM		HM	8	9	10	-	2		
E105	DOOR	3-0	7-0	1¾"	A	HM		HM	8	9	10	-	1		
E106	DOOR	3-0	7-0	1¾"	A	HM	24"x24"	HM	8	9	10	-	1		
E107	PAIR OF DOORS	6-0	7-0	1¾"	B	HM		HM	8	9	10	-	2		
E108	PAIR OF DOORS	6-0	7-0	1¾"	B	HM		HM	8	9	10	-	2		
101	DOOR	3-0	7-0	1¾"	D	HM		HM	1	2	3	-	5		
102	DOOR	3-0	7-0	1¾"	C	WD		HM	4	5	6	-	4		
103	DOOR	3-0	7-0	1¾"	E	WD		HM	4	5	6	-	3		
104	DOOR	3-0	7-0	1¾"	E	WD		HM	4	5	6	-	3		
105	DOOR	3-0	7-0	1¾"	C	WD		HM	4	5	6	-	4		
106	DOOR	3-0	7-0	1¾"	C	WD		HM	4	5	6	-	3		
107	DOOR	3-0	7-0	1¾"	C	WD		HM	4	5	6	-	3		
108	DOOR	3-0	7-0	1¾"	E	WD		HM	4	5	6	-	3		
109	DOOR	3-0	7-0	1¾"	C	HM		HM	1	2	3	-	5	⅓HR	
110	DOOR	3-0	7-0	1¾"	C	HM		HM	1	2	3	-	5	⅓HR	
111	DOOR	3-0	7-0	1¾"	C	WD		HM	4	5	6	-	4		
112	DOOR	3-0	7-0	1¾"	C	WD		HM	4	5	6	-	3		
113	DOOR	3-0	7-0	1¾"	E	WD		HM	4	5	6	-	4		
114	DOOR	3-0	7-0	1¾"	D	WD		HM	1	2	3	-	5	1½HR	
115	DOOR	3-0	7-0	1¾"	E	WD		HM	4	5	6	-	3		
116	DOOR	3-0	7-0	1¾"	E	WD		HM	4	5	6	-	3		
117	DOOR	3-0	7-0	1¾"	D	HM		HM	1	2	3	-	5		
118	DOOR	3-0	7-0	1¾"	E	HM		HM	1	2	3	-	5		
119	DOOR	3-0	7-0	1¾"	D	HM		HM	1	2	3	-	5	1½HR	
201	DOOR	3-0	7-0	1¾"	C	WD		HM	4	5	6	-	3	⅓HR	
202	DOOR	3-0	7-0	1¾"	E	WD		HM	4	5	6	-	3		
203	DOOR	3-0	7-0	1¾"	E	WD		HM	4	5	6	-	3		
204	DOOR	3-0	7-0	1¾"	E	WD		HM	4	5	6	-	3		
205	DOOR	3-0	7-0	1¾"	D	WD		HM	1	2	3	-	5	1 HR	
206	DOOR	3-0	7-0	1¾"	E	WD		HM	4	5	6	-	3		
207	DOOR	3-0	7-0	1¾"	E	WD		HM	4	5	6	-	3		
208	DOOR	3-0	7-0	1¾"	C	WD		HM	4	5	6	-	3		
209	DOOR	3-0	7-0	1¾"	C	WD		HM	4	5	6	-	4		
210	DOOR	3-0	7-0	1¾"	C	WD		HM	4	5	6	-	4		
W01	WINDOW	3-5⅝	5-4⅝	----	-	--						-			NOTE 1.
W02	WINDOW	3-5⅝	5-0⅝	----	-	--						-			NOTE 1.
W03	WINDOW	3-0	4-0	----	H	GLASS		HM	7	7	7	-			
W04	WINDOW	4-0	4-0	----	I	GLASS		HM	7	7	7	-			

NOTE 1: DESIGN BASED ON MARVIN CUDH 3628 - SEE ELEV ON A-3 & SECT ON A-7

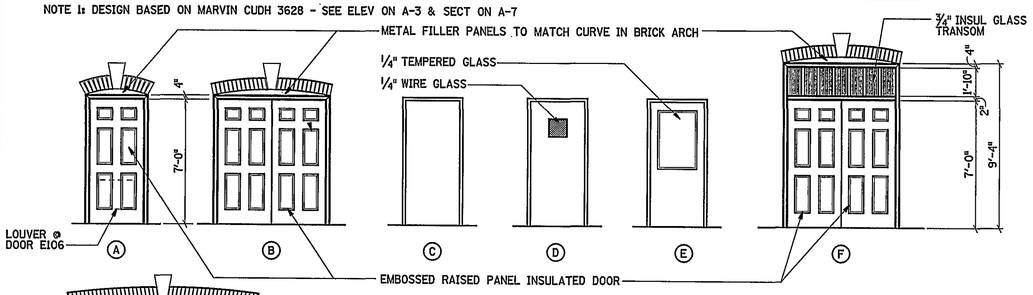

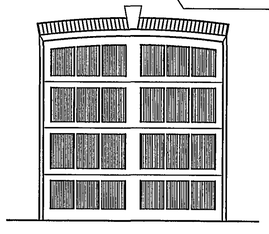

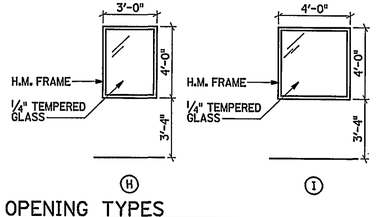

OPENING TYPES

SCALE: ¼" = 1'-0"

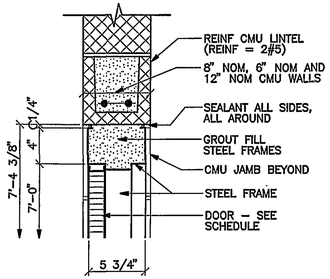

HEAD – 1

SCALE: 1½" = 1'-0"

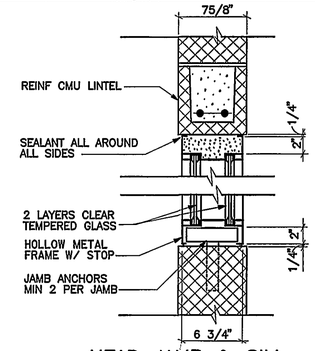

HEAD JAMB & SILL 7

SCALE: 1½" = 1'-0"

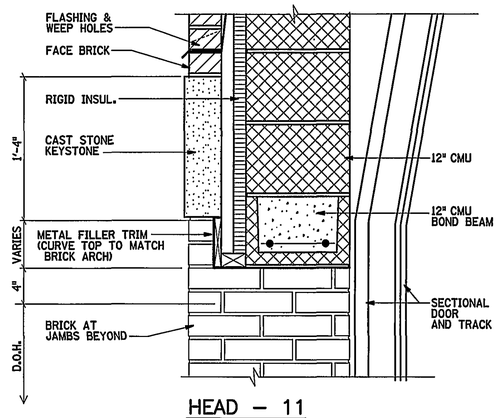

HEAD – 11

SCALE: 1½" = 1'-0"

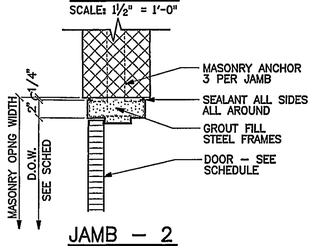

JAMB – 2

SCALE: 1½" = 1'-0"

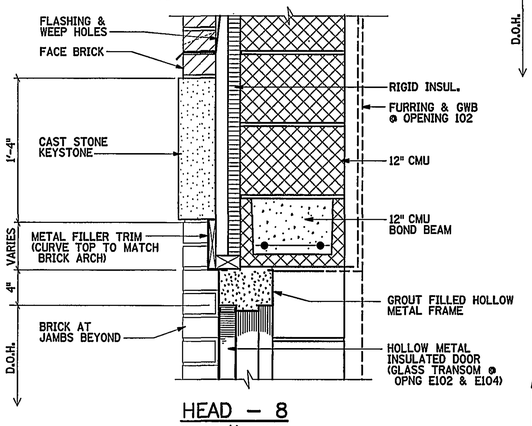

HEAD – 8

SCALE: 1½" = 1'-0"

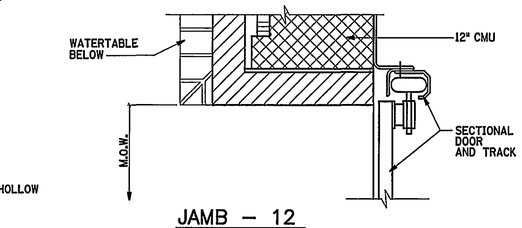

JAMB – 12

SCALE: 1½" = 1'-0"

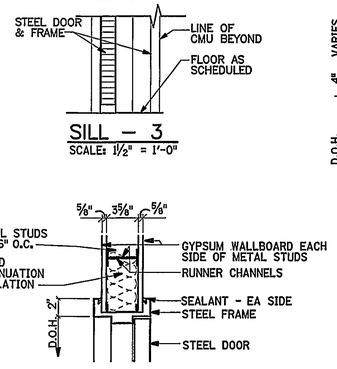

SILL – 3

SCALE: 1½" = 1'-0"

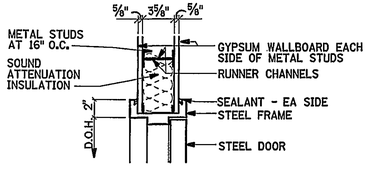

HEAD – 4

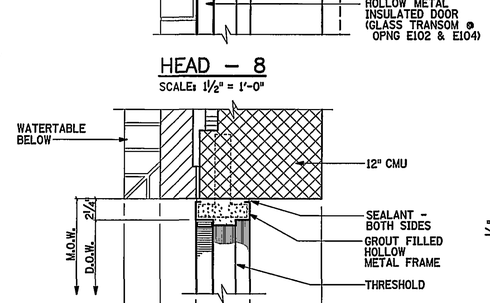

JAMB – 9

SCALE: 1½" = 1'-0"

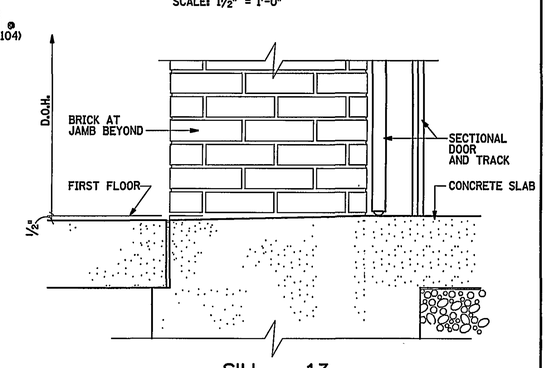

SILL – 13

SCALE: 1½" = 1'-0"

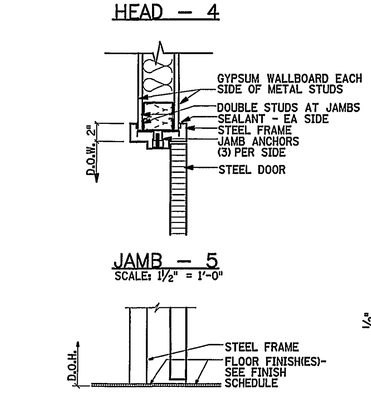

JAMB – 5

SCALE: 1½" = 1'-0"

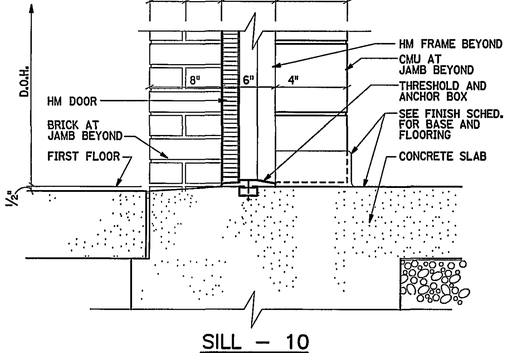

SILL – 10

SCALE: 1½" = 1'-0"

SILL – 6

SCALE: 1½" = 1'-0"

IF THIS DRAWING IS A REDUCTION, GRAPHIC SCALE MUST BE USED.

12" 6" 0 1' 2' 3'

¾" = 1'-0"

12" 9" 6" 3" 0 1'

1½" = 1'-0"

REV.	DATE	BY	APP.	DESCRIPTION
	5-01-03	JLW	MKJ	RECORD DRAWING

RECORD DRAWING

DATE: MAY 1, 2003

Wiley & Wilson
ARCHITECTS ENGINEERS PLANNERS
An Employee-Owned Company
2310 LANGHORNE ROAD
LYNCHBURG, VIRGINIA
24501
(804) 947-1901
P.O. BOX 877
LYNCHBURG, VIRGINIA
24505-0877

IN ASSOCIATION WITH
HDR
HDR Engineering, Inc.
5700 LAKE WRIGHT DRIVE
NORFOLK, VIRGINIA 23502
757-222-1500

DESIGNED JRM	DRAWN EJLB	PROJECT	CRYSTAL SPRING WATER TREATMENT PLANT FOR THE CITY OF ROANOKE, VIRGINIA
CHECKED MKJ	REVIEWED		
COMM. NO. 200171.01		REFERENCE	ARCHITECTURAL
CADD NO. 200171A6.DGN		TITLE	OPENING SCHEDULE & DETAILS
DATE AUG 26, 2001		DWG. NO. A-6	SHEET NO. 17 OF 72 REV. 0