FIXTURE SCHEDULE AND SPECIFICATIONS

DESIG.	FIXTURE	MATERIAL	SIZE	FLUSH VALVE	SUPPLY FTGS. & STOPS	TRAP	SUPPORT	REMARKS & ACCESSORIES	CONNECTION SIZES		
									WASTE	HOT	COLD
P-1A	WATER CLOSET ADA	VITREOUS CHINA	ELONGATED	WATER SAV. 1" SUPPLY 1.6 GAL MAX	1½" TOP SPUD ANGLE STOP VACUUM BREAKER	INTEGRAL	FLOOR	-	4"	-	1"
P-1B	WATER CLOSET	VITREOUS CHINA	ELONGATED	WATER SAV. 1" SUPPLY 1.6 GAL MAX	1½" TOP SPUD ANGLE STOP VACUUM BREAKER	INTEGRAL	FLOOR	-	4"	-	1"
P-2A	LAVATORY ADA	VITREOUS CHINA	20"x18"	-	ANGLE STOPS 0.5 GPM	1¼"x1½"	COUNTER MOUNTED	-	1½"	½"	½"
P-2B	LAVATORY	VITREOUS CHINA	20"x18"	-	ANGLE STOPS 0.5 GPM	1¼"x1½"	COUNTER MOUNTED	-	1½"	½"	½"
P-3A	URINAL ADA	VITREOUS CHINA	-	WATER SAV. ¾" SUPPLY 1.0 GAL MAX	¾" TOP STUD ANGLE STOP VACUUM BREAKER	INTEGRAL	WALL MOUNTED	-	2"	-	¾"
P-3B	URINAL	VITREOUS CHINA	-	WATER SAV. ¾" SUPPLY 1.0 GAL MAX	¾" TOP STUD ANGLE STOP VACUUM BREAKER	INTEGRAL	WALL MOUNTED	-	2"	-	¾"
P-4A	KITCHEN SINK ADA	STAINLESS STEEL	24" x18"	-	BALL VALVES	1½"	COUNTER MOUNTED	-	1½"	½"	½"
P-5A	SERVICE SINK	FIBERGLASS	24"x24"	-	BALL VALVES	3"	FLOOR	-	3"	½"	½"
P-6A	SHOWER ADA	CHROME FINISH	-	-	BALL VALVES	2"	WALL MOUNTED	-	2"	½"	½"
P-7A	EWC HIGH/LOW ADA	STAINLESS STEEL	8.0 GPH 36⅛"W X 18⅝"D	-	BALL VALVE	1¼" X 1½"	WALL MOUNTED	-	1½"	-	½"
P-7B	EWC	STAINLESS STEEL	8.0 GPH	-	BALL VALVE	1¼"x1½"	WALL MOUNTED	-	1½"	-	½"
P-8A	COMBINATION EYEWASH/ SHOWER	-	-	-	BALL VALVE	-	FLOOR	-	-	1"	1"

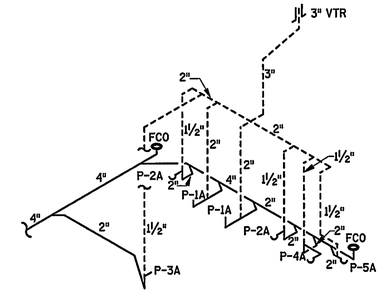

W&V RISER A
NOT TO SCALE

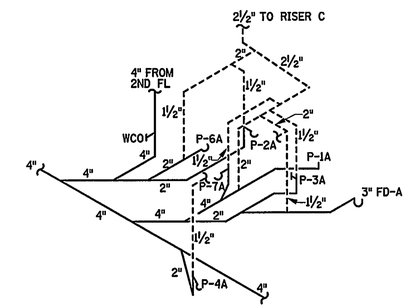

W&V RISER B
NOT TO SCALE

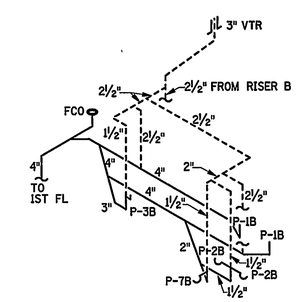

W&V RISER C
NOT TO SCALE

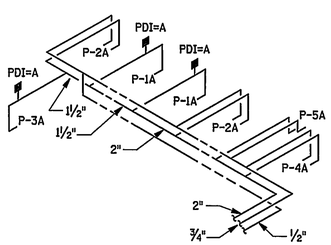

DOMESTIC WATER RISER A
NOT TO SCALE

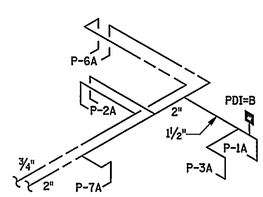

DOMESTIC WATER RISER B
NOT TO SCALE

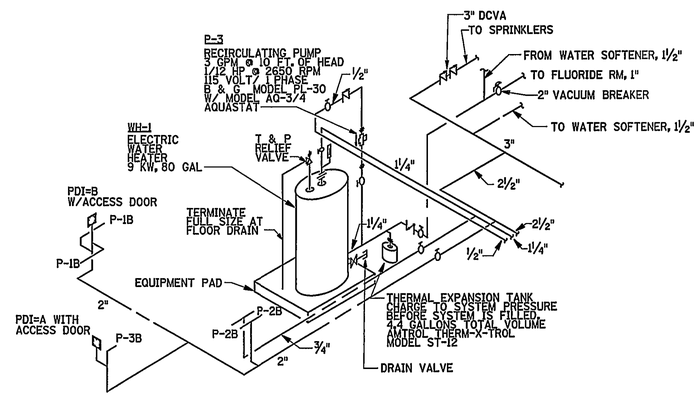

DOMESTIC WATER RISER C
NOT TO SCALE

REV.	DATE	BY	APP.	DESCRIPTION
	5-01-03	JLW	MKJ	RECORD DRAWING

RECORD DRAWING

DATE: MAY 1, 2003

Wiley & Wilson
ARCHITECTS ENGINEERS PLANNERS
An Employee-Owned Company
2310 LANGHORNE ROAD
LYNCHBURG, VIRGINIA
24501
(804) 947-1901
P.O. BOX 877
LYNCHBURG, VIRGINIA
24505-0877

IN ASSOCIATION WITH
HDR
HDR Engineering, Inc.
5700 LAKE WRIGHT DRIVE
NORFOLK, VIRGINIA 23502
757-222-1500

DESIGNED DAN	DRAWN DAN	PROJECT	CRYSTAL SPRING WATER TREATMENT PLANT FOR THE CITY OF ROANOKE, VIRGINIA
CHECKED MJG	REVIEWED BWG		
COMM. NO. 200171.01		REFERENCE	MECHANICAL
CADD NO. 200171P2.DGN		TITLE	PLUMBING SCHEDULE & RISERS
DATE AUG 26, 2001		DWG. NO. PL-2	SHEET NO. 61 OF 72 REV. 0