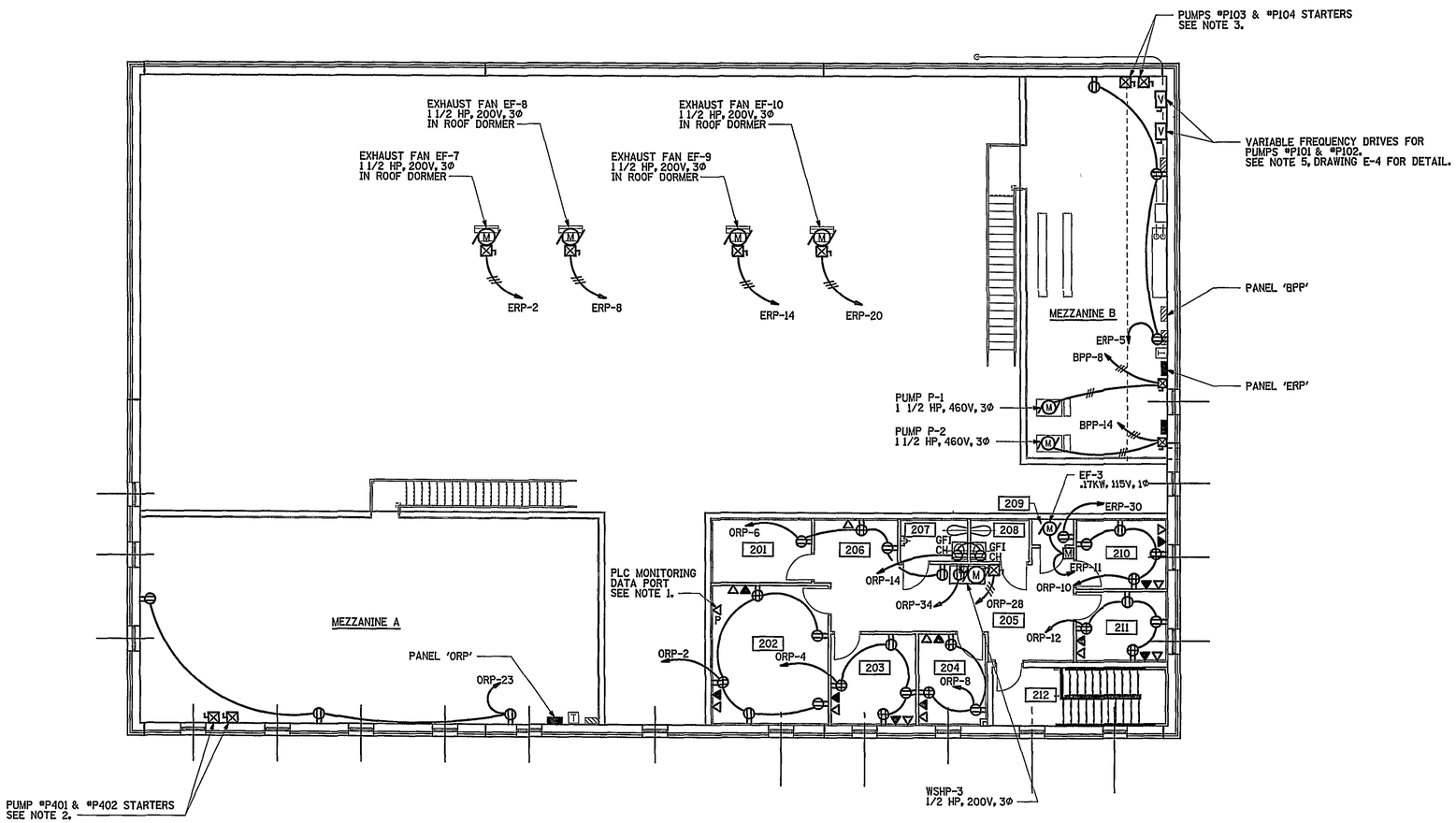

SECOND FLOOR AND MEZZANINE PLAN - GENERAL POWER

SCALE: 1/8" = 1' - 0"

NOTES

1. PROVIDE A SINGLE PLC MONITORING SYSTEM DATA PORT, AND MONITORING COMPUTER. ROOM 202 DATA PORT SHALL BE CONSTRUCTED USING CATEGORY 5e RATED CABLING AND ACCESSORIES. SEE DRAWING E-7 FOR LOCATION OF PLC MONITORING SYSTEM DATA SWITCH.
2. SEE DRAWING E-9 FOR LOCATION OF NEUTRALIZATION SYSTEM PUMPS #P401 AND #P402. PROVIDE CONDUCTORS AND CONDUIT AS SHOWN IN THE 'EPP' PANEL SCHEDULE, DRAWING E-10, AND COMBINATION STARTERS, NEMA SIZE 2, AS SHOWN.
3. SEE DRAWING E-9 FOR LOCATION OF HEAT EXCHANGER PUMPS #P103 AND #P104. PROVIDE CONDUCTORS AND CONDUIT AS SHOWN IN 'EPP' PANEL SCHEDULE, DRAWING E-10, COMBINATION STARTERS, NEMA SIZE 0, AS SHOWN.

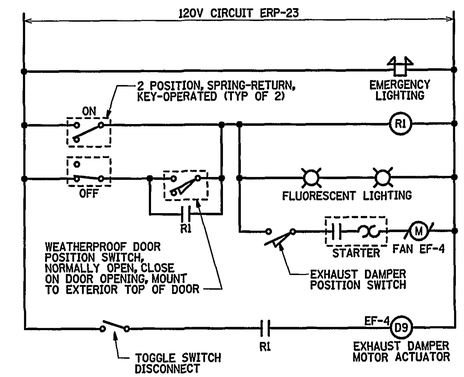

CONTROL DIAGRAM - CHLORINE ROOM LIGHTING, EXHAUST FAN EF-4 AND DAMPERS

NO SCALE

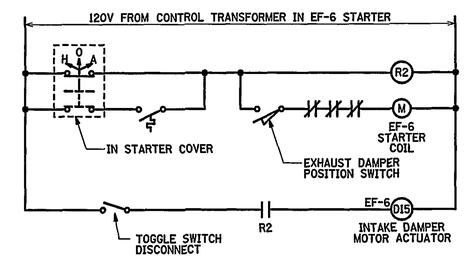

CONTROL DIAGRAM - EXHAUST FAN EF-6

NO SCALE

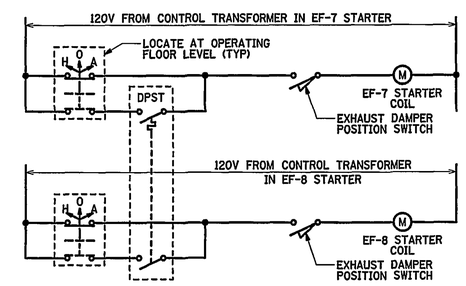

CONTROL DIAGRAM - EXHAUST FANS EF-7 & EF-8 (TYPICAL FOR EXHAUST FANS EF-9 & EF-10)

NO SCALE

IF THIS DRAWING IS A REDUCTION, GRAPHIC SCALE MUST BE USED.

5' 0 5' 10' 15'

1/8" = 1'-0"

REV.	DATE	BY	APP.	DESCRIPTION
1	9/14/01	KLP2	SAB	ADDED "CONTROL DIAGRAM - EXHAUST FAN EF-6" AND ADDED RECEPT FOR WATER COOLER IN ROOM 205
	5-01-03	JLW	MKJ	RECORD DRAWING

RECORD DRAWING

DATE: MAY 1, 2003

Wiley & Wilson
ARCHITECTS ENGINEERS PLANNERS
An Employee-Owned Company
2310 LANGHORNE ROAD
LYNCHBURG, VIRGINIA
24501
(804) 947-1901
P.O. BOX 877
LYNCHBURG, VIRGINIA
24505-0877

IN ASSOCIATION WITH
HDR
HDR Engineering, Inc.
5700 LAKE WRIGHT DRIVE
NORFOLK, VIRGINIA 23502
757-222-1500

DESIGNED SAB	DRAWN HDB	PROJECT	CRYSTAL SPRING WATER TREATMENT PLANT FOR THE CITY OF ROANOKE, VIRGINIA
CHECKED PLG	REVIEWED MKJ	REFERENCE	ELECTRICAL
COMM. NO. 200171.01		TITLE	SECOND FLOOR AND MEZZANINE PLAN - POWER
CADD NO. 200171e11.dgn			
DATE AUG 26, 2001	DWG. NO. E-8	SHEET NO. 69 OF 72	REV. 0