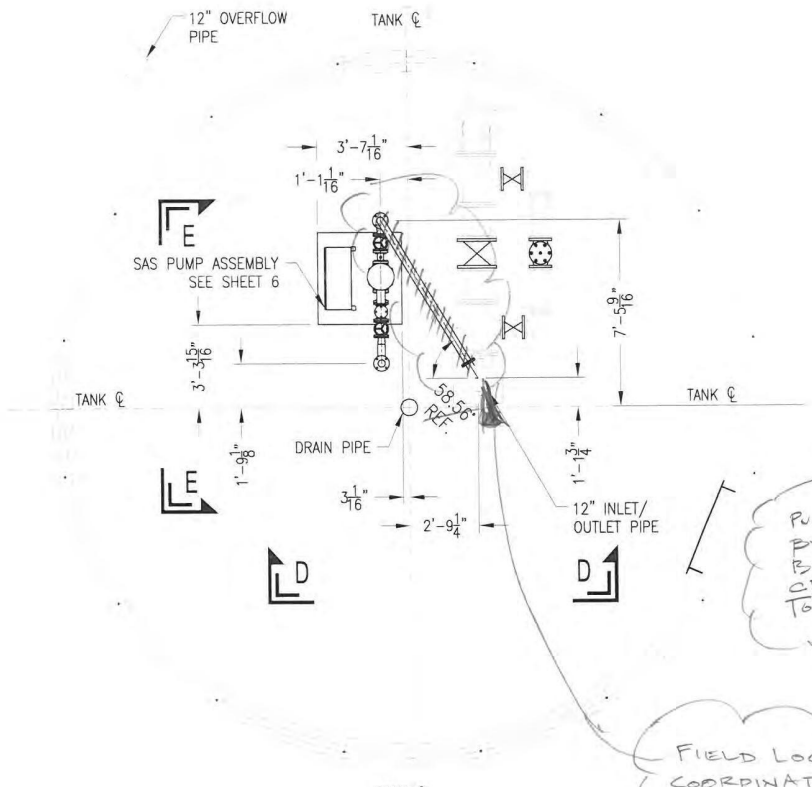

VIEW C-C
(SHEET 2)

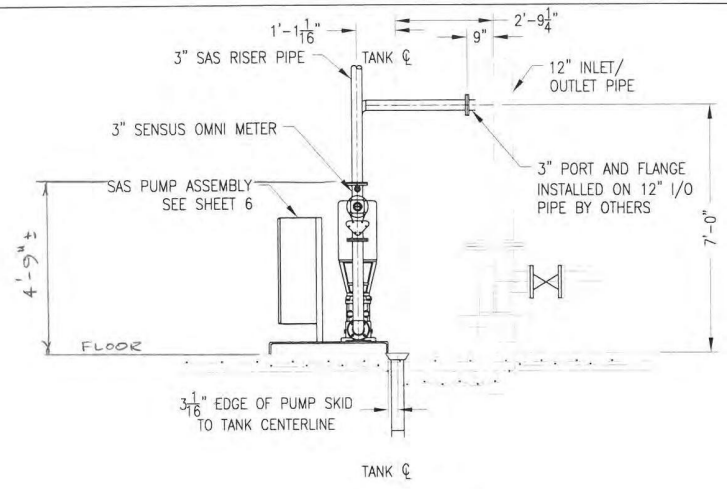

VIEW D-D

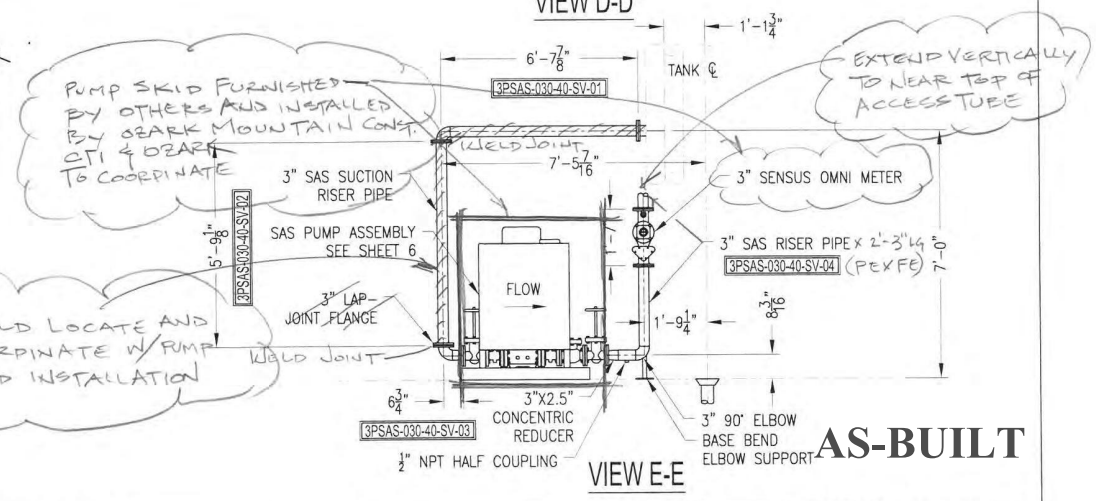

VIEW E-E

AS-BUILT

REV	BY	DATE	ECO#	CHK'D	DESCRIPTION
A	KEC	5-8-20			ADDED OMNI METER, HALF COUPLING, & BASE BEND
-	KEC	4-22-20			ISSUE FOR APPROVAL

THE DESIGN INFORMATION WITHIN THESE DOCUMENTS IS THE INTELLECTUAL PROPERTY OF RED VALVE COMPANY/TIDEFLEX TECHNOLOGIES. THESE DOCUMENTS SHALL NOT BE USED TO CONSTRUCT DUPLICATE SYSTEMS; USE OF THESE DOCUMENTS AND/OR CONSTRUCTION OF DUPLICATE SYSTEMS SHALL VIOLATE THE COPYRIGHT AND PATENT PROTECTION LAWS ASSOCIATED WITH THIS PATENTED PRODUCT. THESE DOCUMENTS SHALL REMAIN THE PROPERTY OF RED VALVE COMPANY/TIDEFLEX TECHNOLOGIES AND ARE DISTRIBUTED FOR THE SOLE PURPOSE OF COORDINATING THE INSTALLATION OF THE SYSTEM(S) PROVIDED BY RED VALVE COMPANY / TIDEFLEX TECHNOLOGIES.

S.O.#:

QUOTE #: 89326

DWG. NOTES:

Tideflex Technologies
A Division of Red Valve Company, Inc.,
TIDEFLEX TECHNOLOGIES
SPRAY AERATION SYSTEM
750 Holiday Drive, Suite 400
Pittsburgh, PA 15220 USA
Phone: 412-279-0044
Fax: 412-279-5410
WEBSITE: WWW.TIDEFLEX.COM
EMAIL: INFO@TIDEFLEX.COM

0.5MG ELEVATED TANK
WESTERN VIRGINIA WATER AUTHORITY, VA
SAS - GENERAL ARRANGEMENT - VIEWS C-C, D-D, & E-E

CONSULTANT: LUMSDEN ASSOCIATES, P.C.
APPLICATION: SPRAY AERATION SYSTEM (SAS)
CAD SCALE: FULL PLOT SCALE: N.T.S. DWG. NO. SAS19-89326 SHEET 3 OF 5
DWG. BY: KEC DATE: 4-22-20

CTI E-5554 FRANKLIN Co., VA

VLAB 5-19-20