

CITY CONSTRUCTION NOTES TO BE INCLUDED ON PLANS

NOTICE

ALL LANDOWNERS, DEVELOPERS AND CONTRACTORS

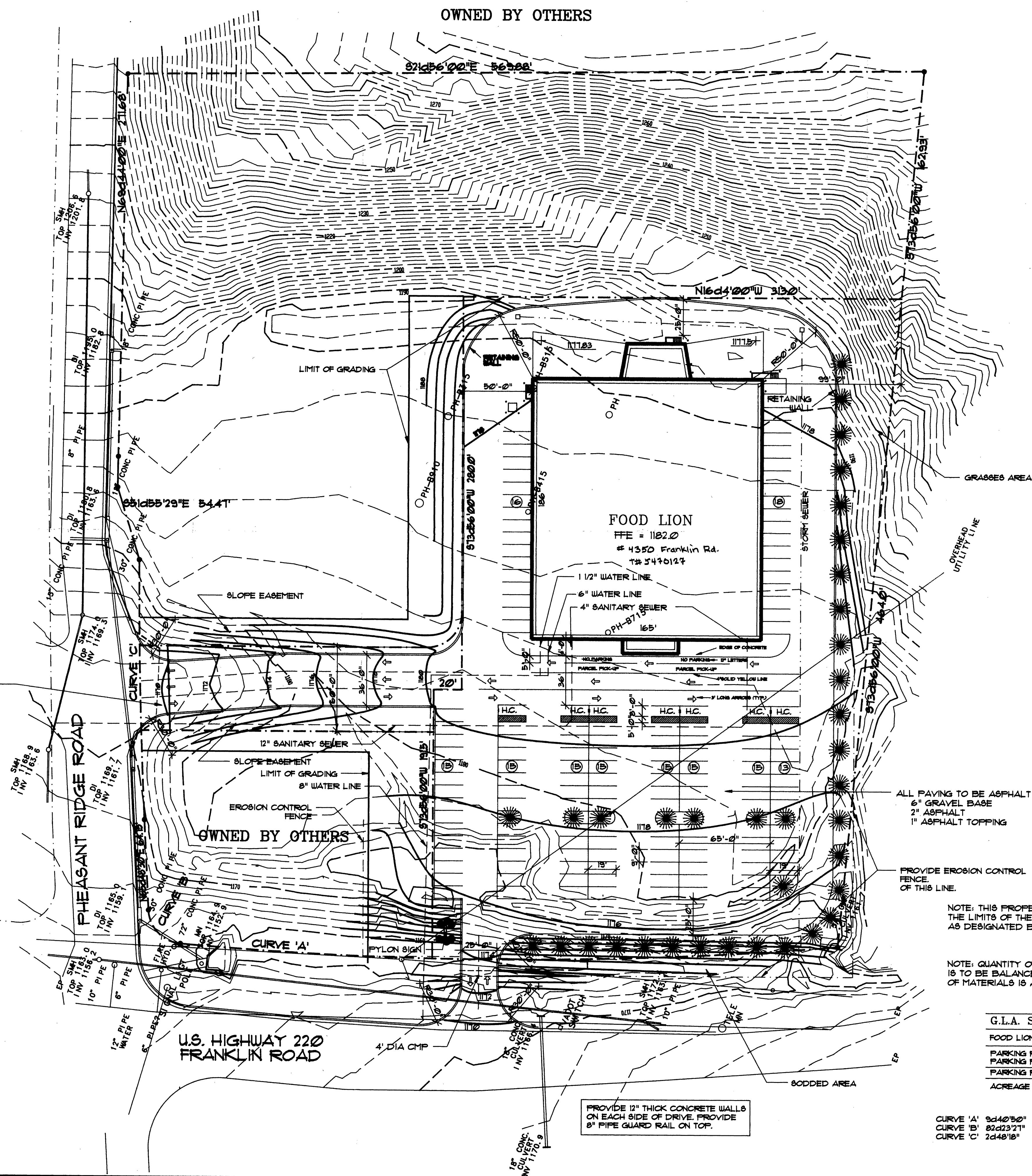
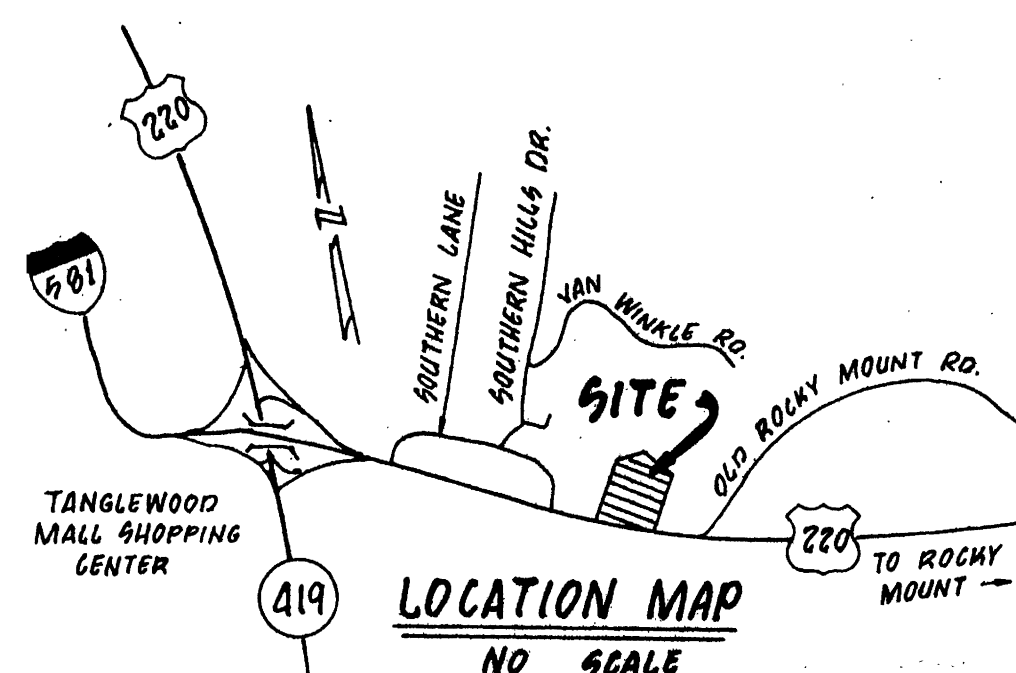
FAILURE TO COMPLY WITH THE CONSTRUCTION PROCEDURE REQUIREMENTS LISTED BELOW MAY RESULT IN THE COSTLY REMOVAL OF STRUCTURES, TIME DELAYS OR THE ISSUANCE OF A STOP WORK ORDER.

Construction Procedure Requirements

- City Inspections** - To insure the coordination of timely and proper inspections, a pre-construction conference shall be initiated by the contractor with the City Building Inspections Department. Call (703) 981-2222 to arrange a conference at least three (3) days prior to anticipated construction.
- Street Opening Permit** - Prior to the commencement of any digging, alteration or construction within the public right-of-way (streets, alleys, public easements), a street opening permit shall be applied for and obtained by the contractor from the City of Roanoke.
- Plans and Permits** - A copy of the plans approved by the City (signed by the proper City officials) and all permits issued by the City shall be available at the construction site at all times of ongoing construction.
- Location of Utilities** - The contractor shall verify the location of all existing utilities prior to the commencement of any construction.
- Construction Entrance** - The contractor shall install an adequate construction entrance for all construction related access from the site. Size and composition of construction entrance shall be determined by the City site plan inspector.
- Streets to Remain Clean** - It shall be the responsibility of the contractor to insure that the public street adjacent to the construction entrance remains free of mud, dirt, dust and/or any type of construction materials or litter at all times.
- Barricades/Ditches** - The contractor shall maintain the integrity of all excavated ditches and shall furnish and ensure that all barricades proper and necessary for the safety of the public are in place.
- Sewer and Pavement Replacement** - Construction of sanitary sewers and the replacement of pavement shall be in accordance with approved standards and specification of the City of Roanoke.
- Approved Plans/Construction Changes** - Any change or variation from construction design as shown on the officially approved plans shall be approved by the City Engineer prior to said change or variation in construction being made.
- Final Acceptance/City** - The developer or contractor shall furnish the City of Roanoke's Engineering Department with a final correct set of as-built plans prior to final acceptance by the City.

**NOTE:** The above City construction notes should be shown on the front, or cover sheet, of the development or construction plan.

HUNTING HILLS PLAZA



NOTE: THIS PROPERTY DOES NOT LIE WITHIN THE LIMITS OF THE 100 YEAR FLOOD BOUNDARY AS DESIGNATED BY CURRENT FEMA MAPS.

NOTE: QUANTITY OF CUT AND FILL MATERIALS IS TO BE BALANCED ON THE SITE. NO REMOVAL OF MATERIALS IS ANTICIPATED.

G.L.A. SUMMARY	
FOOD LION	29,000 SF.
PARKING REQUIRED	145
PARKING PROVIDED	145
PARKING RATIO	5.0/1000
ACREAGE	3.18

CURVE 'A' 2440'50" RADIUS=2781.79' need SK-1  
CURVE 'B' 82423'21" RADIUS=25' A/10/92  
CURVE 'C' 2248'18" RADIUS=2118.72' Ref 6/12/92


REVISIONS	BY

BARLEW • NEUHOFF  
ARCHITECTS INCORPORATED

CHATTANOOGA, TN. 37405  
FAX (615) 286-5502

699 DALLAS ROAD  
(615) 286-7831

FOOD LION STORE P-501  
U.S. HIGHWAY 220  
ROANOKE, VIRGINIA



PROJECT NO.	91-50
DATE	1-29-92
DRAWN	CREATED

ISSUED FOR CONSTRUCTION

DRAWING NAME

SITE PLAN

SHEET NO.

SP-1