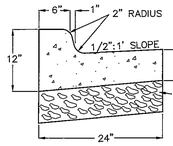

24" COMBINED CURB AND GUTTER SHALL BE CONSTRUCTED OF ONE COURSE CLASS "A3" CONCRETE (AE) CONFORMING TO THE ABOVE SECTION AND SHALL BE THOROUGHLY SPADED IN FORMS AND FINISHED WITH A WOODEN FLOAT. CONCRETE SHALL BE POURED IN 10' LENGTHS WITH JOINTS CUT ENTIRELY THROUGH THE CURB AND GUTTER BY MEANS OF 1/4" STEEL PLATES. FRONT CURB FORMS WITH 2" RADII SHALL BE REQUIRED.

2' CONC. CURB & GUTTER

N.T.S.

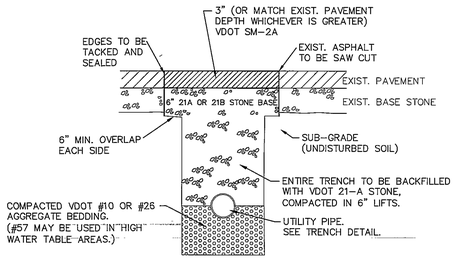

TRENCH PATCH FOR ASPHALT STREET

N.T.S.

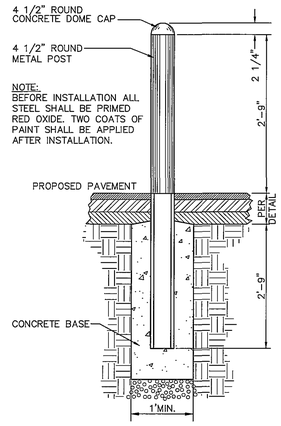

STEEL BOLLARD DETAIL

N.T.S.

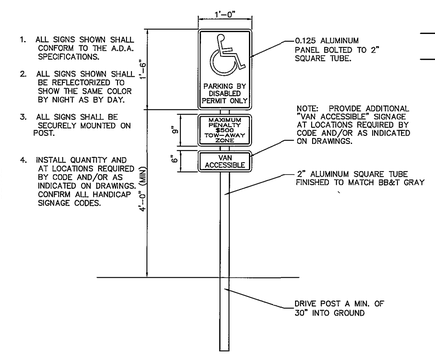

HANDICAP PARKING SIGN

N.T.S.

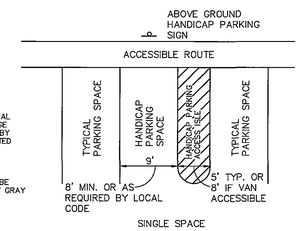

HANDICAP PARKING DETAIL

N.T.S.

NOTES:
1. TWO ADJACENT HANDICAP SPACES MAY SHARE THE SAME PARKING ACCESS ISLE.
2. HANDICAP PARKING SPACES AND ACCESS ISLES SHALL BE LEVEL WITH SURFACE SLOPES NOT EXCEEDING 2% IN ANY DIRECTION.
3. 1 OUT OF EVERY 8 HANDICAP SPACES, BUT NOT LESS THAN 1, SHALL BE VAN ACCESSIBLE AND SHALL HAVE PROPER SIGNAGE NOTING "VAN ACCESSIBLE".
4. HANDICAP AND VAN ACCESSIBLE PARKING SPACES SHALL HAVE PROPER SIGNAGE AS PER LOCAL CODE AND A.D.A. REQUIREMENTS.
5. HANDICAP SPACES SHALL COMPLY WITH LOCAL CODES AND A.D.A. REQUIREMENTS.

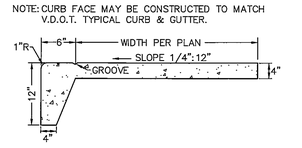

SIDEWALK AND CURB TO BE POURED MONOLITHICALLY OF ONE COURSE CLASS "A3" CONCRETE (AE) WITH A WOOD FLOAT FINISH. FRONT FACE OF CURB TO BE RUBBED TO A SMOOTH FINISH TO A DEPTH OF 8". CONSTRUCTION JOINTS AT 6' INTERVALS, EXPANSION JOINTS AT 30' INTERVALS FILLED WITH PRE-MOLDED 5/8" JOINT FILLER.

FACEDOWN SIDEWALK

N.T.S.

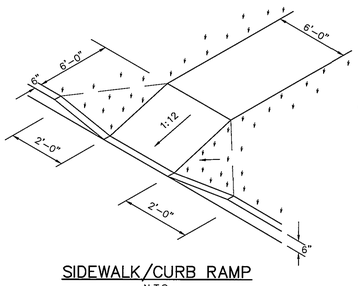

SIDEWALK/CURB RAMP

N.T.S.

IF "X" IS LESS THAN 48 INCHES THEN THE SLOPE OF THE FLARED SIDES SHALL NOT EXCEED 1:12

FLARED SIDES

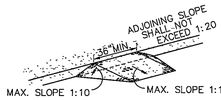

BUILT-UP CURB

NOTE:
ALL WALKING SURFACES ON CURB RAMPS SHALL BE COVERED WITH A DETECTIBLE WARNING SURFACE AS SHOWN BELOW.

RAISED TRUNCATED-DOME (TYPICAL) 0.9in. (23mm) NOMINAL DIAMETER AND 0.2in. (5mm) NOMINAL HEIGHT. THE RAISED TRUNCATED DOME SHALL CONTRAST VISUALLY WITH THE ADJOINING SURFACE EITHER LIGHT ON DARK OR DARK ON LIGHT.

RAMP SURFACE

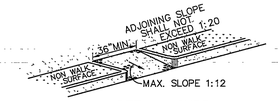

RETURN CURB

CURB RAMPS SHALL COMPLY WITH LOCAL CODE AND THE A.D.A.

HANDICAP RAMP DETAIL

N.T.S.

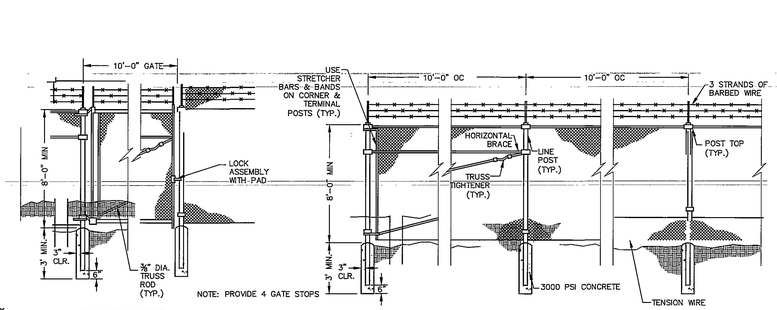

SINGLE GATE

N.T.S.

FENCE DETAIL

N.T.S.

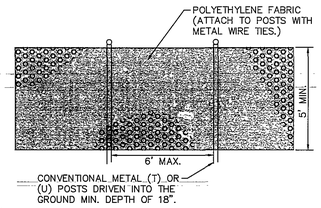

PHYSICAL PROPERTIES OF PLASTIC SAFETY FENCE:

PHYSICAL PROPERTY	TEST	REQUIREMENTS
RECOMMENDED COLOR	N/A	INTERNATIONAL ORANGE
TENSILE YIELD	ASTM D638	AVG. 2000 LBS. PER 4 FT. WIDTH
ULTIMATE TENSILE STRENGTH	ASTM D638	AVG. 2900 LBS. PER 4 FT. WIDTH
ELONGATION AT BREAK (%)	ASTM D638	GREATER THAN 1000%
CHEMICAL RESISTANCE	N/A	INERT TO MOST CHEMICALS & ACIDS

PLASTIC SAFETY FENCE

N.T.S.

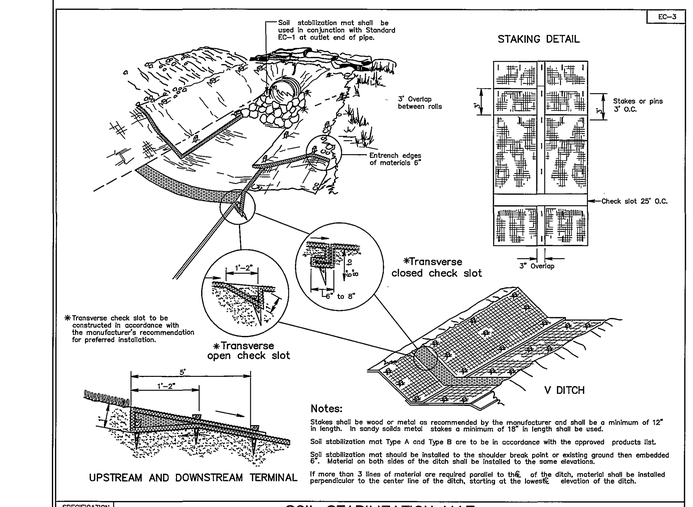

Notes:
Stakes shall be wood or metal as recommended by the manufacturer and shall be a minimum of 12" in length. In sandy soilds metal stakes a minimum of 18" in length shall be used.
Soil stabilization mat Type A and Type B are to be in accordance with the approved products list.
Soil stabilization mat should be installed to the shoulder break point or existing ground then embedded 6". Material on both sides of the ditch shall be installed to the same elevations.
If more than 3 lines of material are required parallel to the of the ditch, material shall be installed perpendicular to the center line of the ditch, starting at the lowest elevation of the ditch.

SPECIFICATION REFERENCE	SOIL STABILIZATION MAT DITCH INSTALLATION TYPE A OR B VIRGINIA DEPARTMENT OF TRANSPORTATION	114.03
606 244		

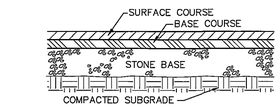

SURFACE COURSE: 2" V.D.O.T. TYPE SM-9.5D
TACK COAT: CRS-1 @ 0.05 GALLONS PER SQ. YD.
BASE COURSE: 6" V.D.O.T. TYPE BM-25.0
STONE BASE: 8" V.D.O.T. TYPE 1, SIZE 21B

NOTE:
APPLICATION OF TACK AT JOINTS, ADJACENT TO CURBS, GUTTERS OR OTHER APPURTENANCES SHALL BE APPLIED BY HAND WAND AT THE RATE OF 0.2 GAL./SQ.YD.

NOTE: ACTUAL PAVING SECTIONS TO BE BASED ON CBR RESULTS.

VDOT PAVEMENT SECTION

N.T.S.

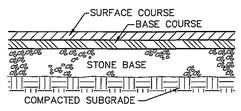

SURFACE COURSE: 2" V.D.O.T. TYPE SM-9.5D
TACK COAT: CRS-1 @ 0.05 GALLONS PER SQ. YD.
BASE COURSE: 4" V.D.O.T. TYPE BM-25.0
STONE BASE: 6" V.D.O.T. TYPE 1, SIZE 21B

NOTE:
APPLICATION OF TACK AT JOINTS, ADJACENT TO CURBS, GUTTERS OR OTHER APPURTENANCES SHALL BE APPLIED BY HAND WAND AT THE RATE OF 0.2 GAL./SQ.YD.

NOTE: ACTUAL PAVING SECTIONS TO BE BASED ON CBR RESULTS.

HEAVY DUTY PAVEMENT SECTION

N.T.S.

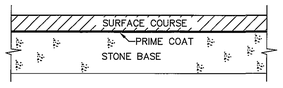

SURFACE COURSE: 2" V.D.O.T. TYPE SM-9.5A
PRIME COAT: CRS-1 @ 0.05 GALLONS PER SQ. YD.
BASE STONE: 6" V.D.O.T. TYPE 1, SIZE 21A

NOTE:
APPLICATION OF TACK AT JOINTS, ADJACENT TO CURBS, GUTTERS OR OTHER APPURTENANCES SHALL BE APPLIED BY HAND WAND AT THE RATE OF 0.2 GAL./SQ.YD.

NOTE: ACTUAL PAVING SECTIONS TO BE BASED ON CBR RESULTS.

LIGHT DUTY SECTION

N.T.S.

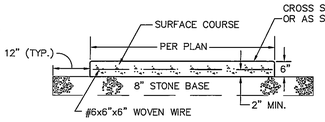

SURFACE COURSE: 6" CONCRETE
BASE STONE: 8" V.D.O.T. #21A
EXPANSION JOINTS PER SPECS

CONCRETE PAVEMENT SECTION

N.T.S.

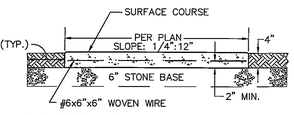

BASE STONE: 6" VDOT #21A
SURFACE COURSE: 4" CLASS 3000 psi CONCRETE SIDEWALK TO BE POURED MONOLITHICALLY WITH A WOOD FLOAT FINISH. CONSTRUCTION JOINTS @ 6' INTERVALS, EXPANSION JOINTS @ 30' INTERVALS FILLED W/ PRE-MOLDED 5/8" JOINT FILLER.

TYP. CONC. WALK SECTION

N.T.S.

REVISED 7/01

CG-11

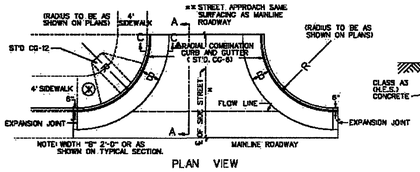

PLAN VIEW

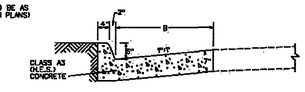

SECTION C-C

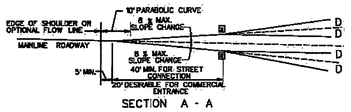

SECTION A - A

GUIDELINES FOR GRADE CHANGE D

ENTRANCE VOLUME	DESIRABLE	MAXIMUM
HIGH (MORE THAN 1500 VPD)	0 %	3 %
MEDIUM (500-1500 VPD)	≤ 3 %	6 %
LOW (LESS THAN 500 VPD)	≤ 6 %	8 %

CONSTRUCT GRADE CHANGES WITH A PARABOLIC CURVE.

WHEN THE ENTRANCE RADII CANNOT ACCOMMODATE THE TURNING REQUIREMENTS OF ANTICIPATED HEAVY TRUCK TRAFFIC, THE DEPTH FOR SIDEWALK & CURB RAMPS WITHIN THE LIMITS OF THE RADII SHOULD BE INCREASED TO 7".

WHEN STD. CG-11 IS USED FOR ENTRANCES BUILT IN CONJUNCTION WITH VDOT PROJECTS, PLEASE NOTE THE FOLLOWING:

** MAINLINE PAVEMENT SHALL BE CONSTRUCTED TO THE R/W LINE (EXCEPT ANY SURGACE STABILIZATION REQUIRED FOR MAINLINE PAVEMENT WHICH CAN BE OMITTED IN THE ENTRANCE.)

RADIAL CURB OR COMBINATION CURB AND GUTTER SHALL NOT BE CONSTRUCTED BEYOND THE R/W LINE EXCEPT FOR REPLACEMENT PURPOSES.

WHEN USED IN CONJUNCTION WITH STANDARD CG-2 OR CG-3, THE CURB FACE ON THE STANDARD IS TO BE ADJUSTED TO MATCH THE MOUNTABLE CURB CONFIGURATION.

SEE STANDARD CG-12 FOR CURB RAMP DESIGN TO BE USED WITH THIS STANDARD.

PLANS ARE TO INDICATE WHEN CONSTRUCTION OF A FLOW LINE IS REQUIRED TO PROVIDE POSITIVE DRAINAGE ACROSS THE ENTRANCE.

OPTIONAL FLOWLINE MAY REQUIRE WARPING OF A PORTION OF GUTTER TO PRECLUDE PONDING OF WATER.
* CG-11 ENTRANCE TO BE MODIFIED FOR INSTALLATION WITHOUT CURB AND GUTTER

SPECIFICATION REFERENCE	METHOD OF TREATMENT- CONNECTION FOR STREET INTERSECTIONS AND COMMERCIAL ENTRANCES VIRGINIA DEPARTMENT OF TRANSPORTATION	203.04
502		

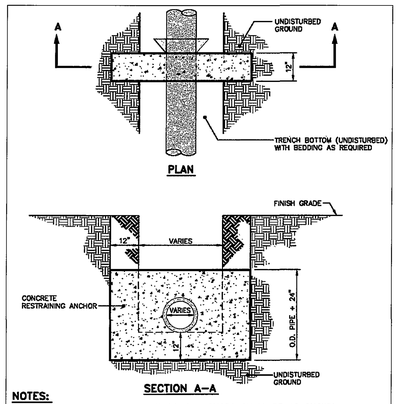

NOTES:
1. SPACING FOR CONCRETE RESTRAINING ANCHORS SHALL BE AS SHOWN ON THE PLANS.
2. THE PORTION OF THE ANCHOR IN UNDISTURBED GROUND SHALL BE POURED UNFORMED.
3. CONCRETE SHALL BE 3000 PSI.
4. CONCRETE ANCHOR TO BE POURED AROUND BELL OF PIPE WHERE APPLICABLE.

CONCRETE SLOPE ANCHORS

N.T.S.

© COPYRIGHT 2004

DVA
DONNALLY, VUICIC, ASSOCIATES, L.L.C.
architecture ■ planning ■ interiors
400 Professional Drive ■ Suite 200 ■ Gaithersburg, Maryland 20879-3433
301-590-8900 ■ Fax 301-590-8620 ■ EMAIL: DVA-ARCH.COM

NARDI

SITE PLAN FOR ROANOKE COUNTY PUBLIC SAFETY BUILDING
ROANOKE COUNTY, VIRGINIA
NORTHROP GRUMMAN
SITE AND UTILITY DETAIL SHEET

NORTHROP GRUMMAN

REVISIONS
03/16/05 PER COUNTY COMMENTS
03/29/05 PER COUNTY COMMENTS
04/27/05 PER COUNTY COMMENTS
05/11/05 PER COUNTY COMMENTS
07/26/05 PER COUNTY COMMENTS
11/09/05 PER COUNTY COMMENTS
12/08/05 PER COUNTY COMMENTS
12/20/05 PER COUNTY COMMENTS
1/16/06 PER VDOT COMMENTS

ISSUED:	HURT & PROFFITT NUMBER:
12/08/05	200405857
DRAWN DLC	CHECKED MDM
DVA JOB NO. A.198023	SCALE NOT TO SCALE

DRAWING

C301

SHEET 14 OF 18

COMMONWEALTH OF VIRGINIA
NEAL N. WRIGHT
No. 022402
1/31/06
PROFESSIONAL ENGINEER

HURT & PROFFITT INCORPORATED
ENGINEERING ▫ SURVEYING ▫ PLANNING
2524 LANGHORNE ROAD
LYNCHBURG VA 24501
800.242.4906 TOLL FREE
434.847.7796 MAIN
434.847.0047 FAX