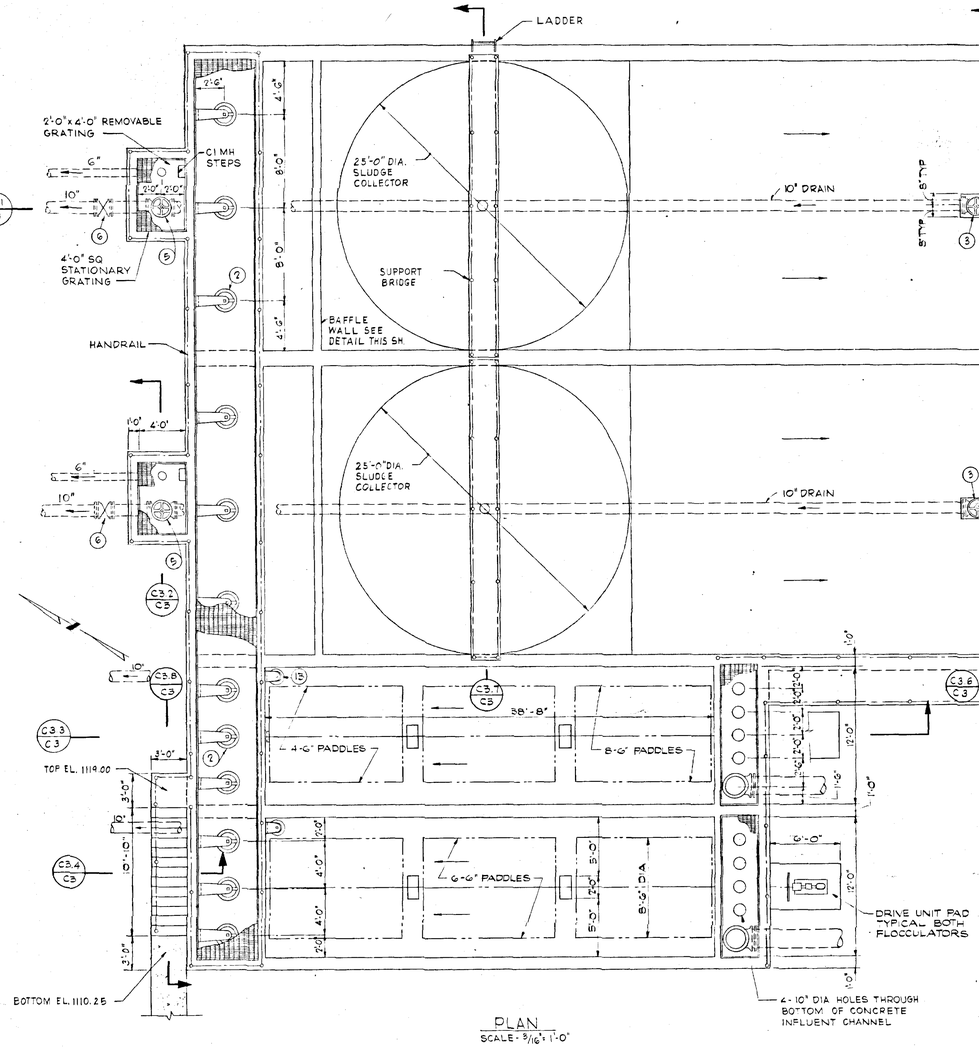

PLAN
SCALE: 3/16" = 1'-0"

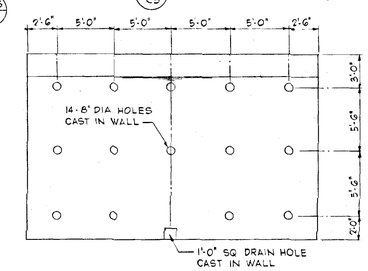

BAFFLE WALL DETAIL
SCALE: 3/16" = 1'-0"

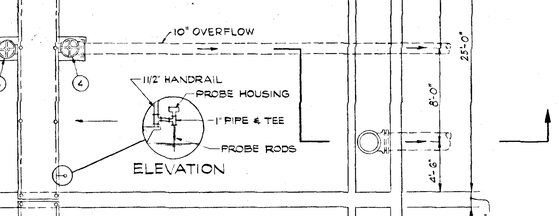

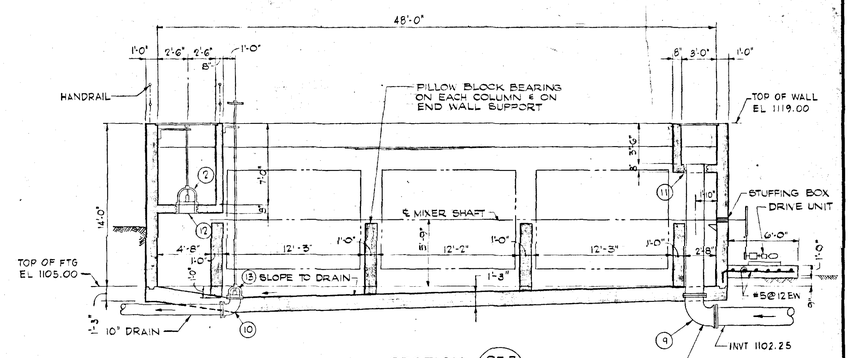

SECTION C3.3 / C3
SCALE: 3/16" = 1'-0"

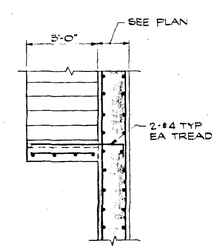

SECTION C3.4 / C3
SCALE: 3/8" = 1'-0"

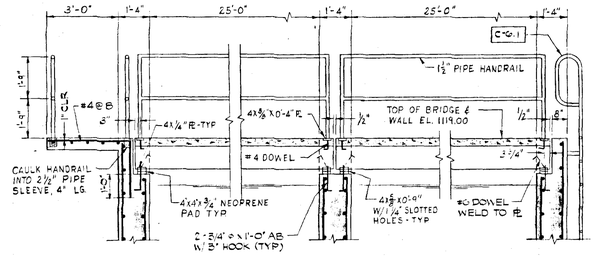

SECTION C3.5 / C3 S4
SCALE: 3/8" = 1'-0"

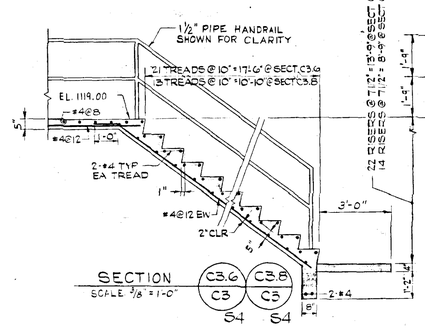

SECTION C3.6 / C3 S4 C3.8 / C3 S4
SCALE: 3/8" = 1'-0"

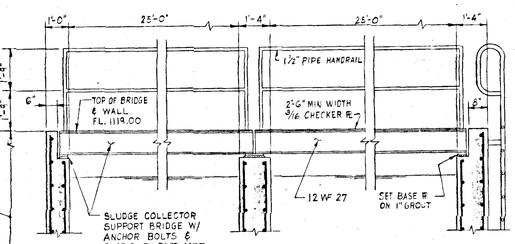

SECTION C3.7 / C3
SCALE: 3/8" = 1'-0"

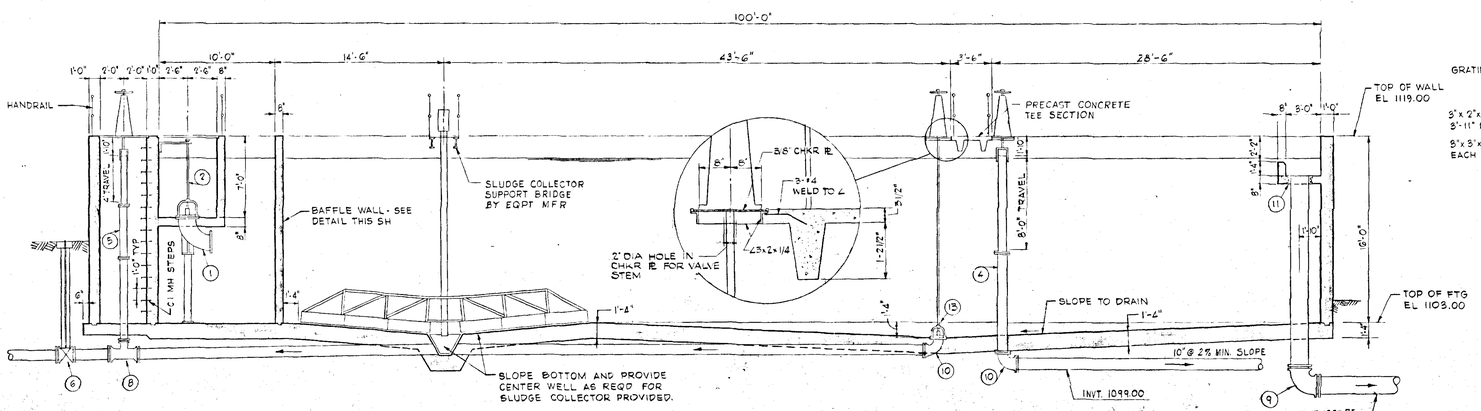

SECTION C3.1 / C3
SCALE: 3/16" = 1'-0"

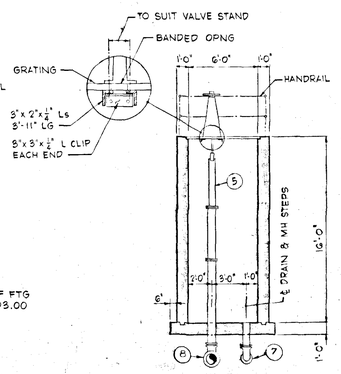

SECTION C3.2 / C3
SCALE: 3/16" = 1'-0"

VALVE & FITTING SCHEDULE

MARK	DESCRIPTION	MARK	DESCRIPTION
1	16" FLG LR 90° BASE BEND W/6" CI PIPE SUPPORT	6	10" MJ BURIED GATE VALVE W/2" OPERATING NUT AND VALVE BOX
2	16" FLG FRAME NRS MUD VALVE W/ EXT STEM. 2" OPERATING NUT, STEM GUIDE. PROVIDE 4" DIA BANDED OPNG IN GRATING ABOVE.	7	6" MJ 90° BEND
3	10" FLG FRAME MUD VALVE W/ EXTENSION STEM, VALVE STAND AND SUPPORT BRACKET	8	10"X6" MJ TEE
4	10" TELESCOPING VALVE W/VALVE STAND AND SUPPORT BRACKET	9	18" MJ 90° BEND
5	6" TELESCOPING VALVE W/VALVE STAND	10	10" FLG-MJ 90° BEND
		11	18" CI WALL SLEEVE
		12	16" CI WALL SLEEVE TAPPED TO RECEIVE MUD VALVE
		13	10" FLG FRAME MUD VALVE W/ EXTENSION STEM & HANDWHEEL

REVISION	DATE	DESCRIPTION	BY	APP.

DESIGNED RRC
DRAWN JT
CHECKED
APPROVED
SUBMITTED

WATER FILTRATION PLANT
CITY OF SALEM, VIRGINIA
CIVIL
FLOCCULATION AND SEDIMENTATION BASINS

HAYES, SEAY, MATTERN & MATTERN
ARCHITECTS — ENGINEERS

SCALE AS NOTED | COMM. NO. 3627-A
DATE APRIL 1970 | SHEET C-3