PANEL "A" 277/480 V. 3 PHASE NEMA1					
CIRCUIT	HP OR WATTS	ESTIMATED FULL LOAD AMPS	CIRCUIT BREAKER POLES	CIRCUIT BREAKER AMPS	REMARKS
			3	200	MAIN BREAKER
1	40 HP	52	3	100	WELL PUMP
2	10 KW	21	2	30	TRANSFORMER

PANEL "B" 100 AMPS MAIN BREAKER 120/240 V. 1 PHASE					
CIRCUIT	HP OR WATTS	ESTIMATED FULL LOAD AMPS	CIRCUIT BREAKER POLES	CIRCUIT BREAKER AMPS	REMARKS
1	1000 W	8	1	20	LIGHTS
2	1800 W	15	1	20	RECEPTACLES
3	1800 W	15	1	20	PUMP CONTROL PANEL
4	2 KW	8.3	2	20	HEATER
5	1/4 HP	5.8	1	20	VENTILATOR
6	250 W	2	1	20	PUMP CONTROL VALVE

NOTE: PUMP MANUFACTURER SHALL FURNISH PUMP & MOTOR AS ONE UNIT AND FURNISH SEPARATE FULL VOLTAGE START PUMPING PANEL (PUMP CONTROL PANEL–BERKELEY CATALOG NO. S21073)

OFFICE OF WATER PROGRAMS
Construction Permit Number 201799
Date of Permit 3/20/98
Date Transmitted to Richmond N.A.
By Douglas M. Caldwell
Engineering Field Director for

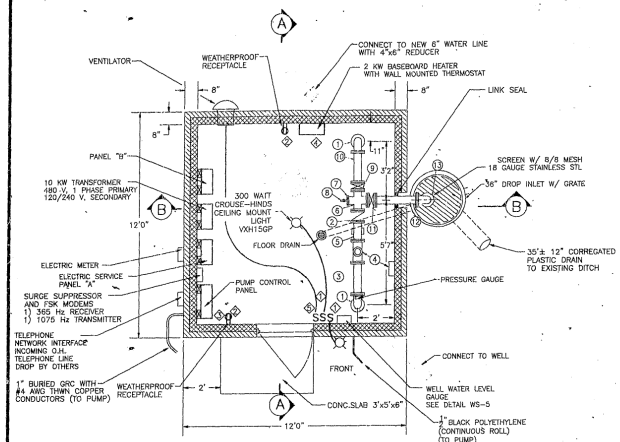

PLAN
3/8"=1'0"

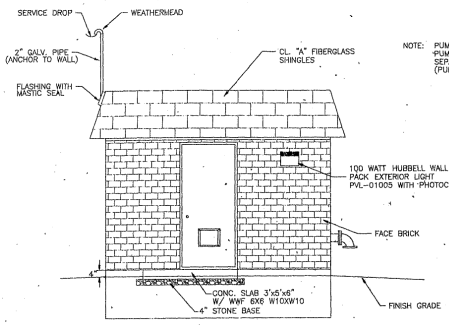

FRONT
3/8"=1'0"

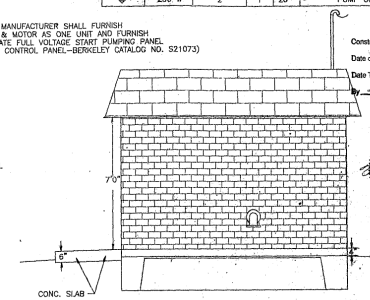

RIGHT SIDE
3/8"=1'0"

COMMONWEALTH OF VIRGINIA
THOMAS G. PULLEN, JR.
No. 17929
PROFESSIONAL ENGINEER
12-29-97

COMMONWEALTH OF VIRGINIA
MARTIN D. DANSINS
No. 18205
PROFESSIONAL ENGINEER

LEGEND–NEW PIPING

1. 4"–90° M.J. BEND W/ MEGALUG RESTRAINTS
2. 4"–PUMP CONTROL VALVE (SEE WIRING DIAGRAM)
3. 4"–20" SPOOL (MIN.)
4. 4"–WATER METER & WALL MOUNTED RECORDER
5. 4"–12" SPOOL (8" MIN.)
6. 4"x4"–CROSS
7. 4"–FLANGE TAPPED 3/4"
8. 1/2"–SAMPLE TAP
9. 4"–BUTTERFLY VALVE
10. 4"–29" SPOOL TAPPED 3/4"
11. 4"–BUTTERFLY VALVE
12. 4"–24" PIPE
13. 4"–90° FLBOW
14. 4"–64" SPOOL

NOTES:
1. EXTEND ROOF MEMBRANE DOWN ONE LAYER OF SHINGLES AND PROVIDE ANODIZED ALUMINUM CAP FLASHING.
2. SLOPE CONCRETE SLAB TOWARD FLOOR DRAIN @ 1/2" PER FOOT

113-3932.10 1/2

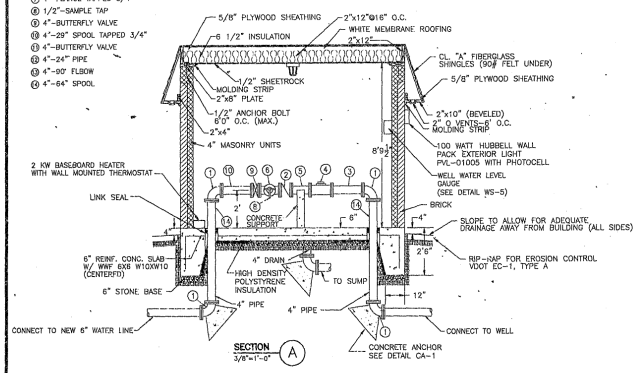

SECTION A
3/8"=1'-0"

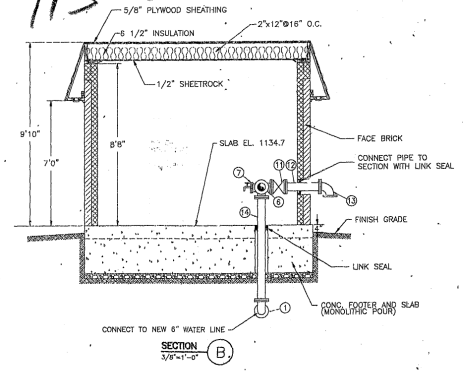

SECTION B
3/8"=1'-0"

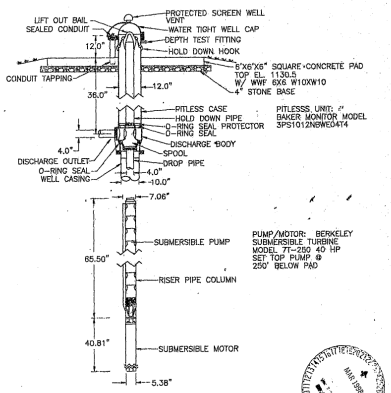

WELL DETAIL
NO SCALE

14746WH 971229.1107 MOP

ANDERSON AND ASSOCIATES, Inc.	Engineers Surveyors Planners	Blacksburg, VA Greensboro, NC Middletown, VA Richmond, VA Tri-Cities, TN	DATE : 12 NOV 97 SCALE : AS SHOWN DESIGNED: MDJ DRAWN : MOP CHECKED: MDJ	REVISIONS: 21 NOV 97 29 DEC 97	MELISSA WELL DEVELOPMENT FOR TOWN OF VINTON	WELL AND WELL HOUSE DETAILS	DOCUMENT NO. 14746-002 SHEET 2 OF 5

– Roanoke Co.

Roll 787