REVISIONS			
REV.	DESCRIPTION	DATE	APPROVED
A	1 CHANGED MATERIAL FROM STNLS STL TO ALUMINUM 2 ADDED WASHERS.	4/8/92	V.B.
B	1 CHANGED MATERIAL FROM BRASS TO CRES.	6/9/92	V.B.

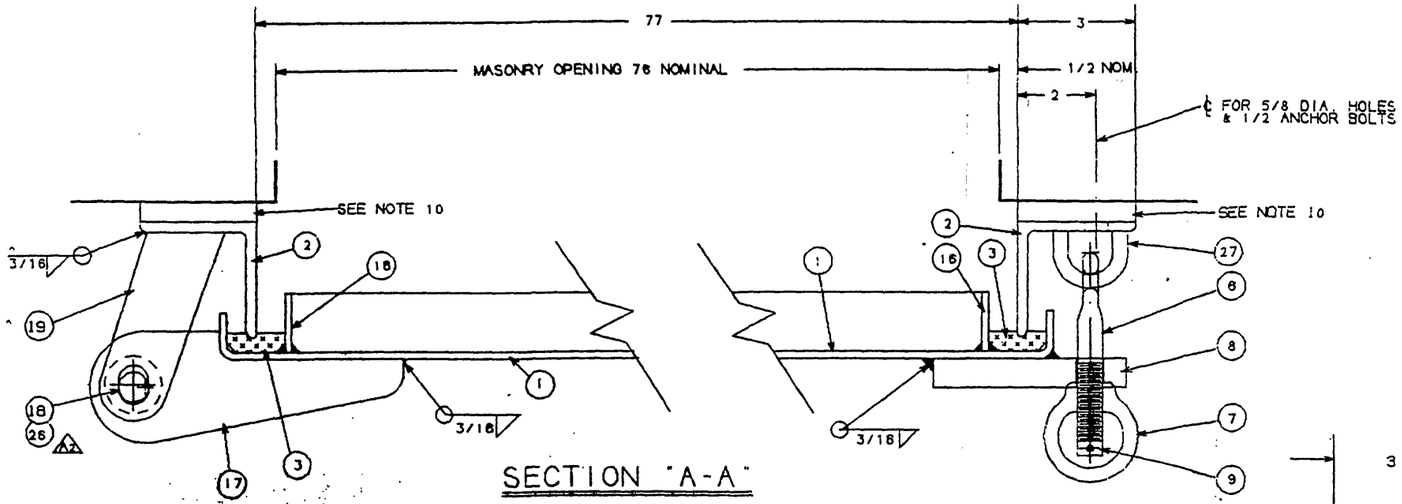

SECTION "A-A"

SCALE: 6" = 1'-0"

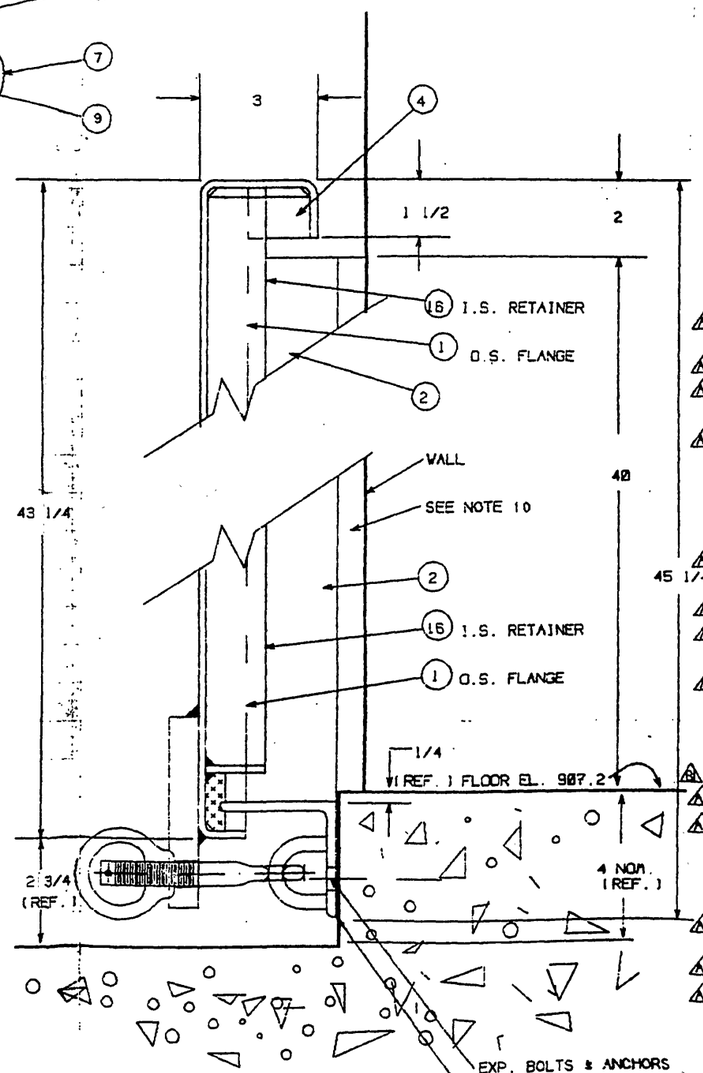

SECTION "B-B"

SCALE: 6" = 1'-0"

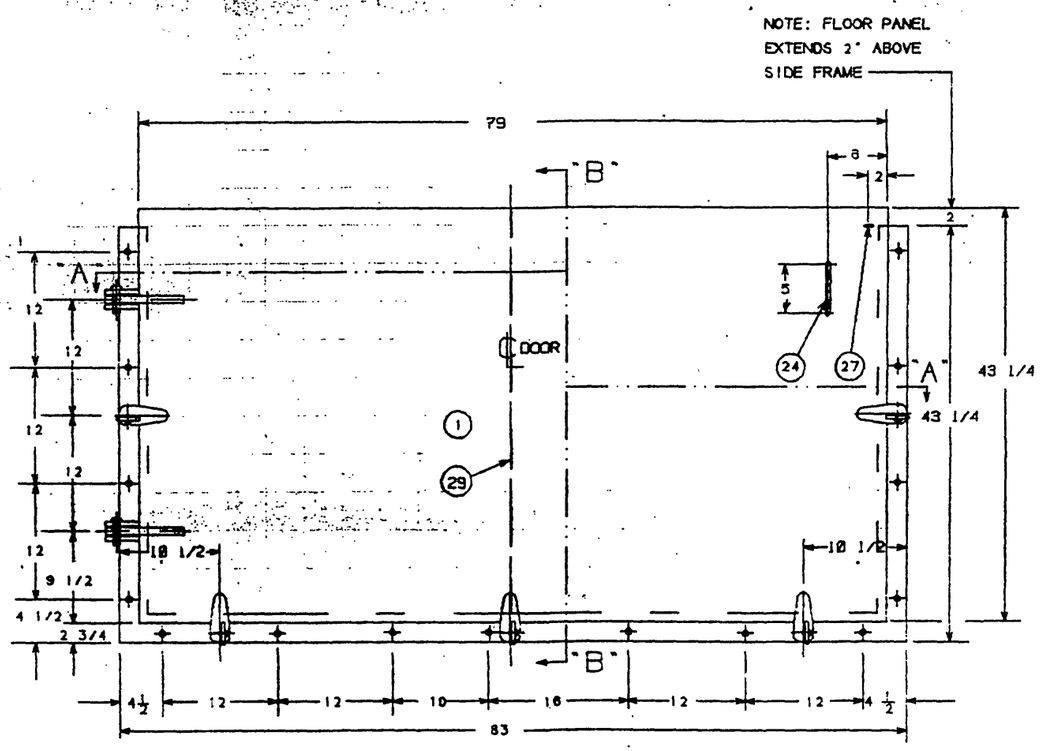

FILTER BLDG. - EAST ELEV (B / S5 S6)

1 DOOR REQUIRED-LH AS SHOWN

SCALE: 1 1/2" = 1'-0"

NOTES:

1. ALL WELDING TO AWS D1.0-66 & CONTINOUS.
2. ASSEMBLIES TO BE ABRASIVE CLEANED FINISH.
3. GASKET MATERIAL 25 DURO NEOPRENE ASTM D-2000.
4. VERIFY FIELD MEASUREMENTS PRIOR TO FABRICATION
5. AT INSTALLATION SEAL JOINT BETWEEN FRAME & MASONRY WITH SILICONE SEALANT.
6. TEMPLATE FOR EXPANSION BOLTS AT INSTALLATION
7. APPROX PANEL WEIGHT 119#
8. CHALK TEST FOR TIGHTNESS AFTER INSTALLATION
9. LOCATE HOOK AND ANCHOR PLATE PC. 14 AT INSTALLATION TO HOLD PANEL OPEN 180 DEG. AGAINST WALL.
10. PROVIDE FLUSH MOUNTING SURFACE UNDER FRAME

PN	QTY	DESCRIPTION	MATERIAL	DWG. NO.	REMARKS
30					
28	1	STIFFENER	ALUM 5086		1/4 X 2
28					
27	6	3/8 STAPLE	ALUM 5086		3/8 DIA.
26	4	WASHER	304 SS		3/4" STD.
25					
24	1	GRAB HANDLE	ALUM 5086	D-WK-768-1	1/2 DIA.
23					
22					
21					
20					
19	4	HINGE PAD	ALUM 5086	B-WK-769-2	1/2X1 3/4
18	2	HINGE PIN W/COTTER	304 SS		3/4 DIA
17	2	HINGE BLADE	ALUM 5086	B-WK-769-1	3/4 PL.
16	1	RETAINER	ALUM 5086		1/4X1 1/2
15					
14	1	HOOK & ANCHOR PL	ALUM 5086	B-WK-769-4	NOTE #9
13					
12					
11					
10					
9	5	COLLAR & PIN	CRES	D-WK-768-4	
8	5	DOG PAD	ALUM 5086	B-WK-769-3	3/4 FB
7	5	RING BOLT	MN. BRZ.		3/4" DIA.
6	5	DROP BOLT	304 SS		3/4X4 1/2L
5	15	EXPANSION ANCHOR	GALV. ST.		1/2" DIA.
4	2	FILLER PC	ALUM 5086		1/4" PL
3	1	GASKET 1/2X1 1/4	NEOPRENE		25 DURO
2	1	FRAME	ALUM 5086		3X3X1/4<
1	1	PANEL	ALUM 5086		1/4" PL.

	BY	DATE
DRAWN	F.R.	12/18/91
CHECKED	V.B.	12/18/91
APPROVED	S.S.	12/18/91

P.O.: 1058

JOB NO.: 8274

WALZ & KRENZER, INC.
90 FOREST AVE. LOCUST VALLEY, NY 11560

ROANOKE VA.-FLOOD REDUCTION PROJECT
US ARMY CORPS OF ENGINEERS

FILTER BLDG.-EAST EL
FLOOD DOOR

SIZE: D | FSCM NO. 63705 | DWG. NO. D-WK-768-4 | REV B

SCALE: AS SHOWN | SHEET: 1 OF