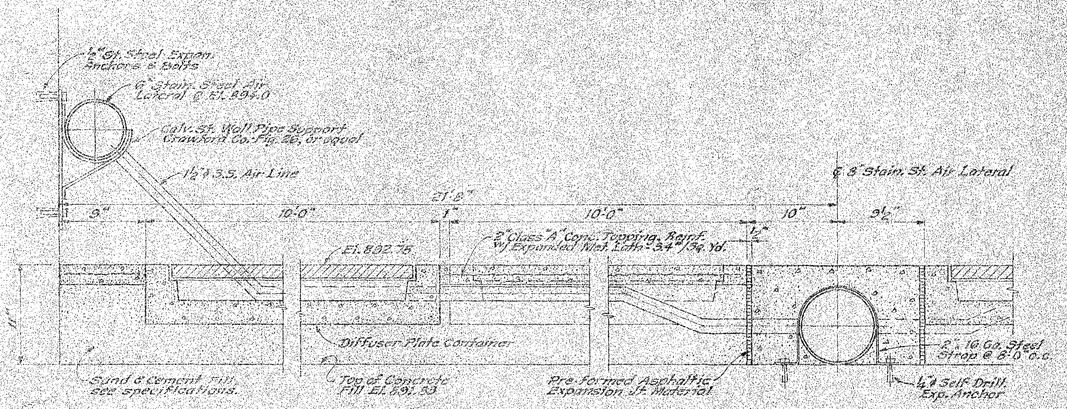

SECTION X-X
Scale: 1½"=1'-0"



PLAN
Scale: 1"=1'-0"

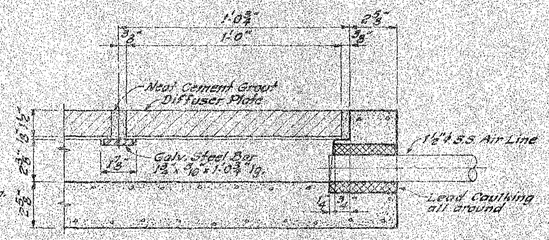

DETAIL "A"
Scale: 3"=1'-0"



SECTION Y-Y

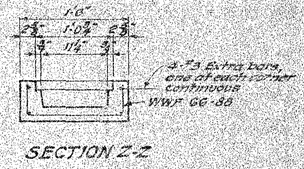

SECTION Z-Z

DETAILS OF DIFFUSER PLATE CONTAINERS

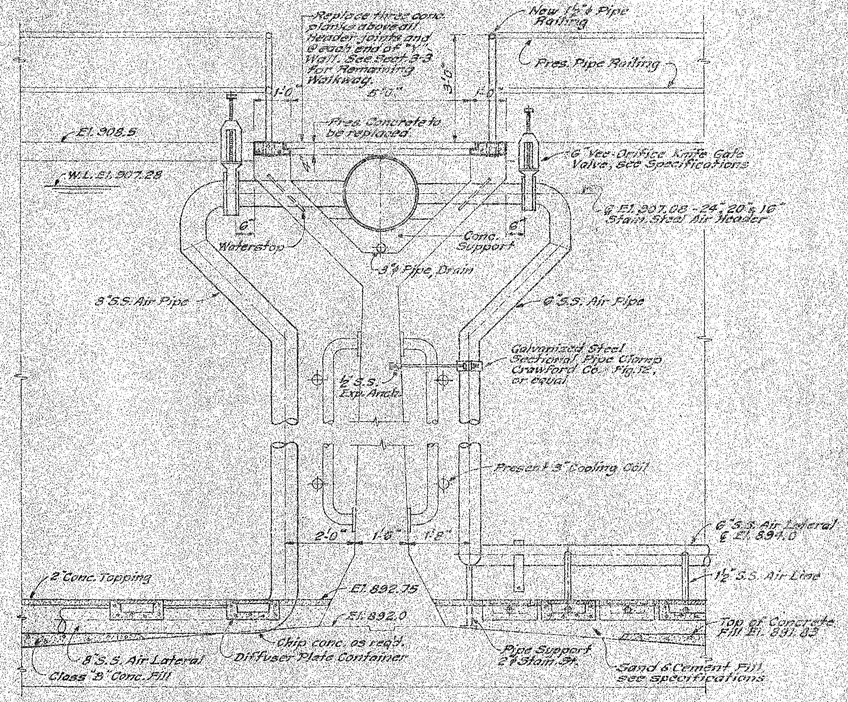

SECTION 1-1
Scale: ½"=1'-0"



TYPICAL EFFLUENT CONDUIT BEAM REPLACEMENT FOR PRES. BASINS Nº 1, 2, 3, & 4
Scale: ½"=1'-0"

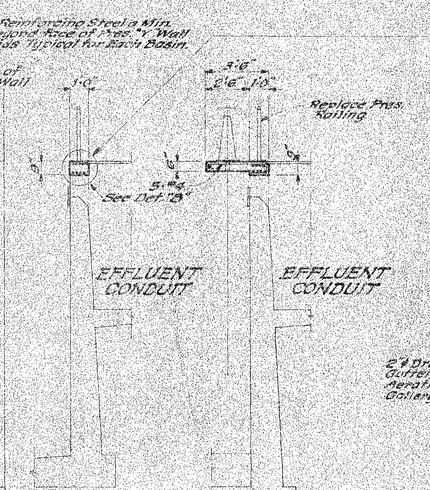

SECT. 5-5
Scale: ½"=1'-0"

SECT. 4-4
Scale: ½"=1'-0"

DETAIL "B"
Scale: 1½"=1'-0"

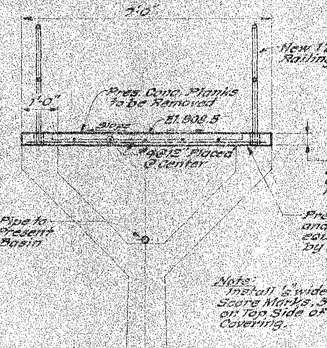

Remove 4" From Each Side of Pres. "Y" Wall and Replace with Class "A" Reinforced Concrete, Using 24 Gauge Galvanized Corrugated Metal Form to be left in place.

Present Conc. to be Roughened and Coated with a Bonding agent equal to "WELDCRETE" as manufactured by Larson Brothers.

Note: Install 6" wide x ½" deep Score Marks, 3'-0" o.c. on Top Side of New Covering.

SECTION 3-3
Scale: ½"=1'-0"

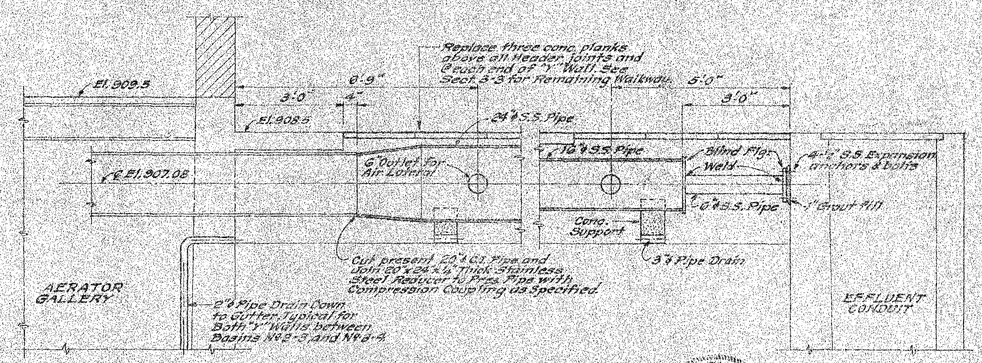

SECTION 2-2
Scale: ½"=1'-0"

D. E. BECKMANN REGISTERED No. 03991 STATE OF VIRGINIA PROFESSIONAL ENGINEER

SHEET 2 OF 2

SEWAGE TREATMENT PLANT IMPROVEMENTS
ROANOKE, VIRGINIA

CONTRACT "F"
AERATION BASIN IMPROVEMENTS

ALVORD, BURDICK & HOWSON
ENGINEERS CHICAGO
1979