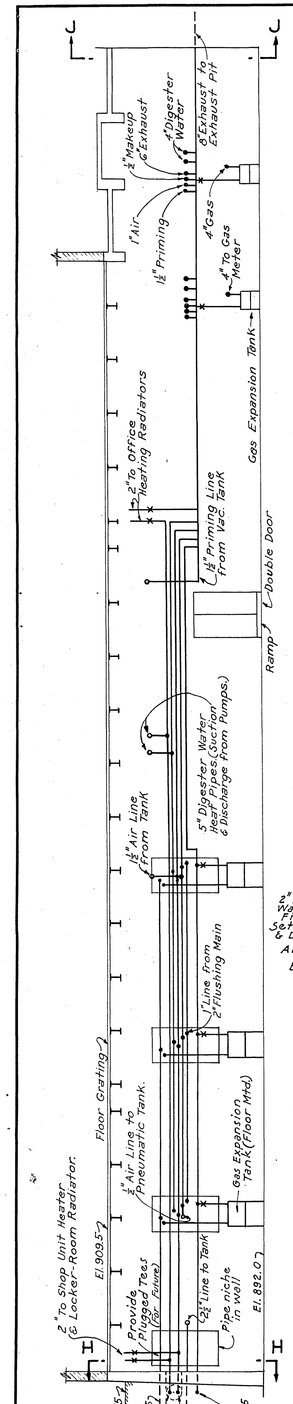

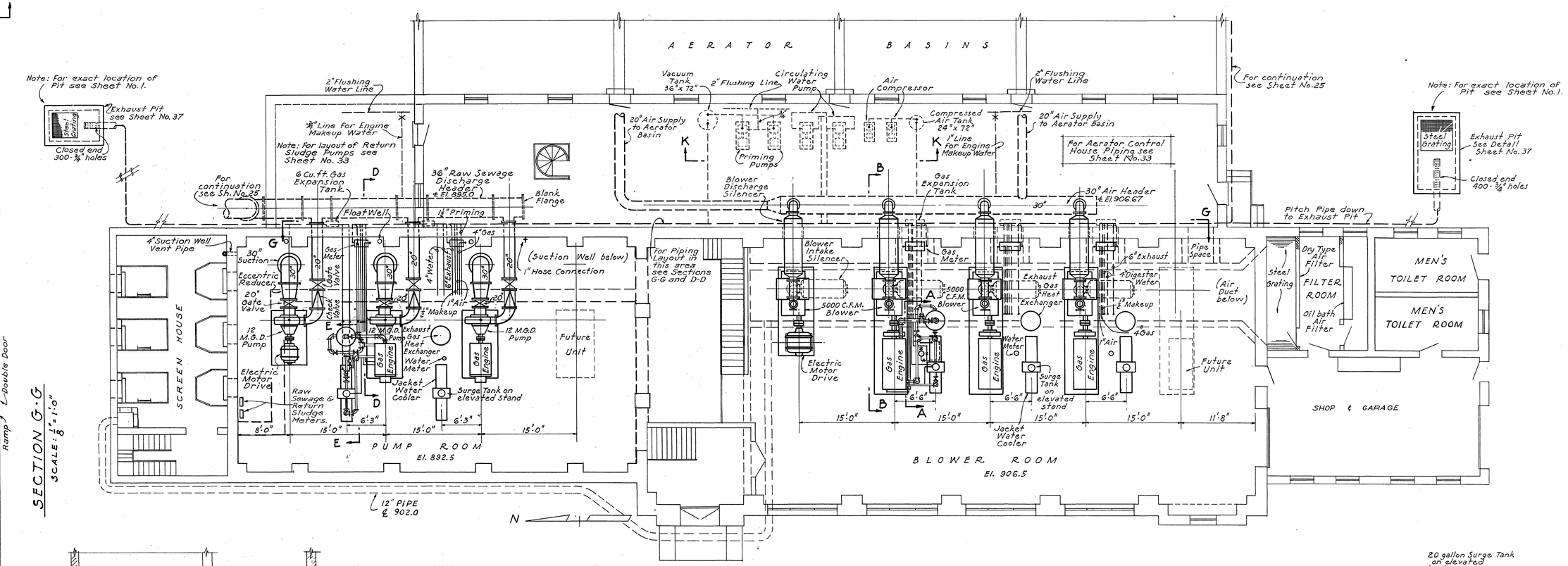

PLAN OF PUMP & BLOWER ROOM

SCALE: 1/8" = 1'-0"

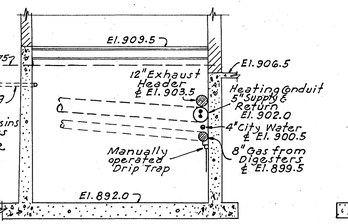

SECTION H·H

SCALE: 1/8" = 1'-0"

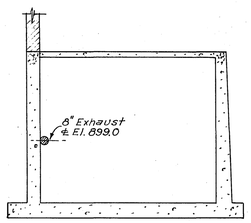

SECTION J·J

SCALE: 1/8" = 1'-0"

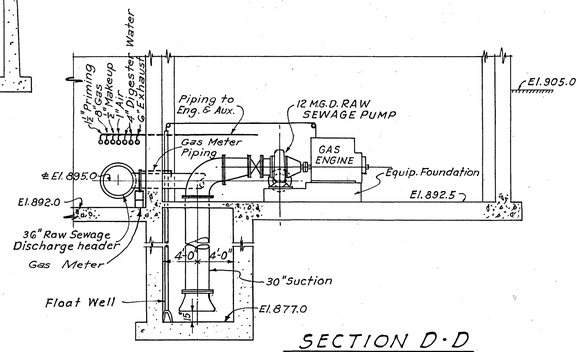

SECTION D·D

SCALE: 1/8" = 1'-0"

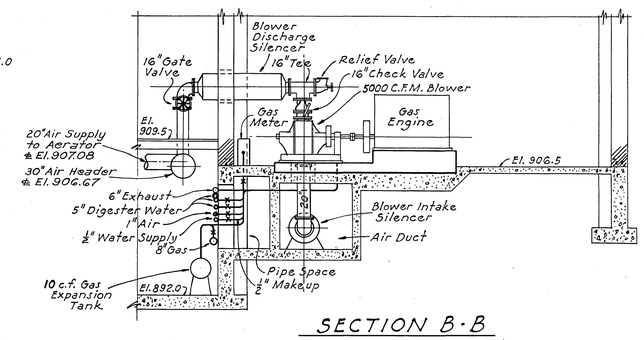

SECTION B·B

SCALE: 1/8" = 1'-0"

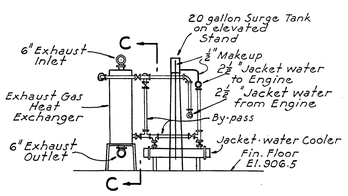

SECTION A·A

SCALE: 1/8" = 1'-0"

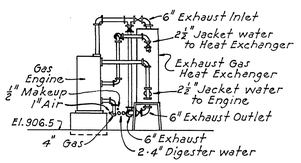

SECTION C·C

SCALE: 1/8" = 1'-0"

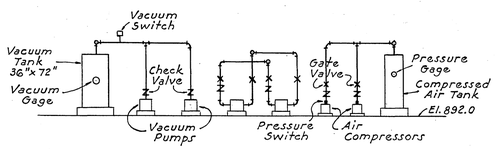

SECTION K·K

SCALE: 1/8" = 1'-0"

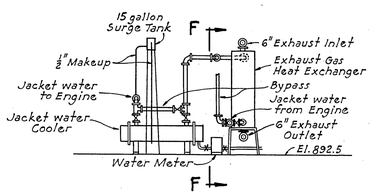

SECTION E·E

SCALE: 1/8" = 1'-0"

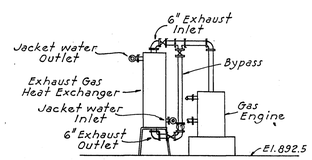

SECTION F·F

SCALE: 1/8" = 1'-0"

Note: See Sheet No. 26 for Schematic Piping Diagram.

SANITARY SEWER PROJECT No. 3 - 1950

ALVORD, BURDICK & HOWSON — CHICAGO, ILL.
MATTERN & MATTERN — ROANOKE, VA.
ENGINEERS

SEWAGE TREATMENT PLANT
CITY OF ROANOKE, VIRGINIA

PUMP & BLOWER BLDG. PUMP & BLOWER PIPING

DESIGNED		SCALE	AS SHOWN	DOM. NO.	
DRAWN	F.W.M.				
CHECKED	G.J.R.	DATE	AUGUST, 1950	SHEET NO.	24