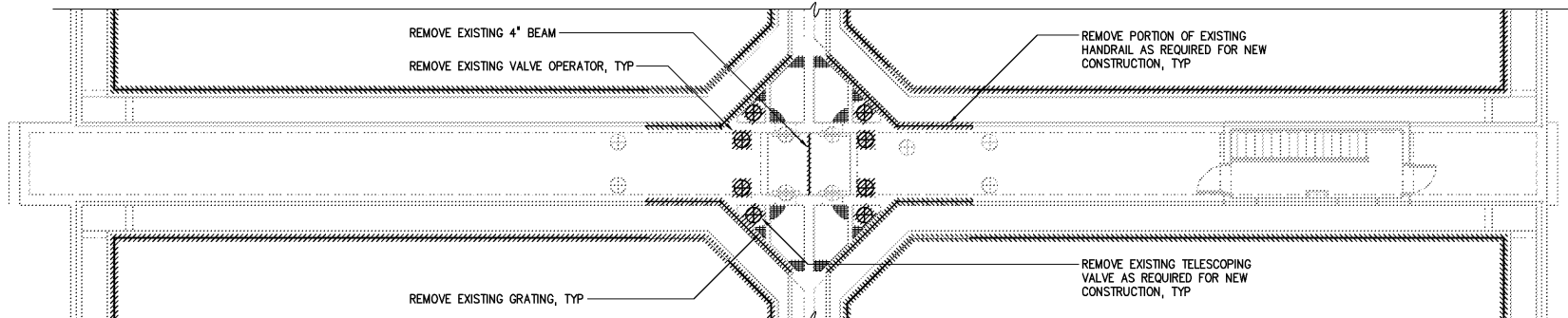


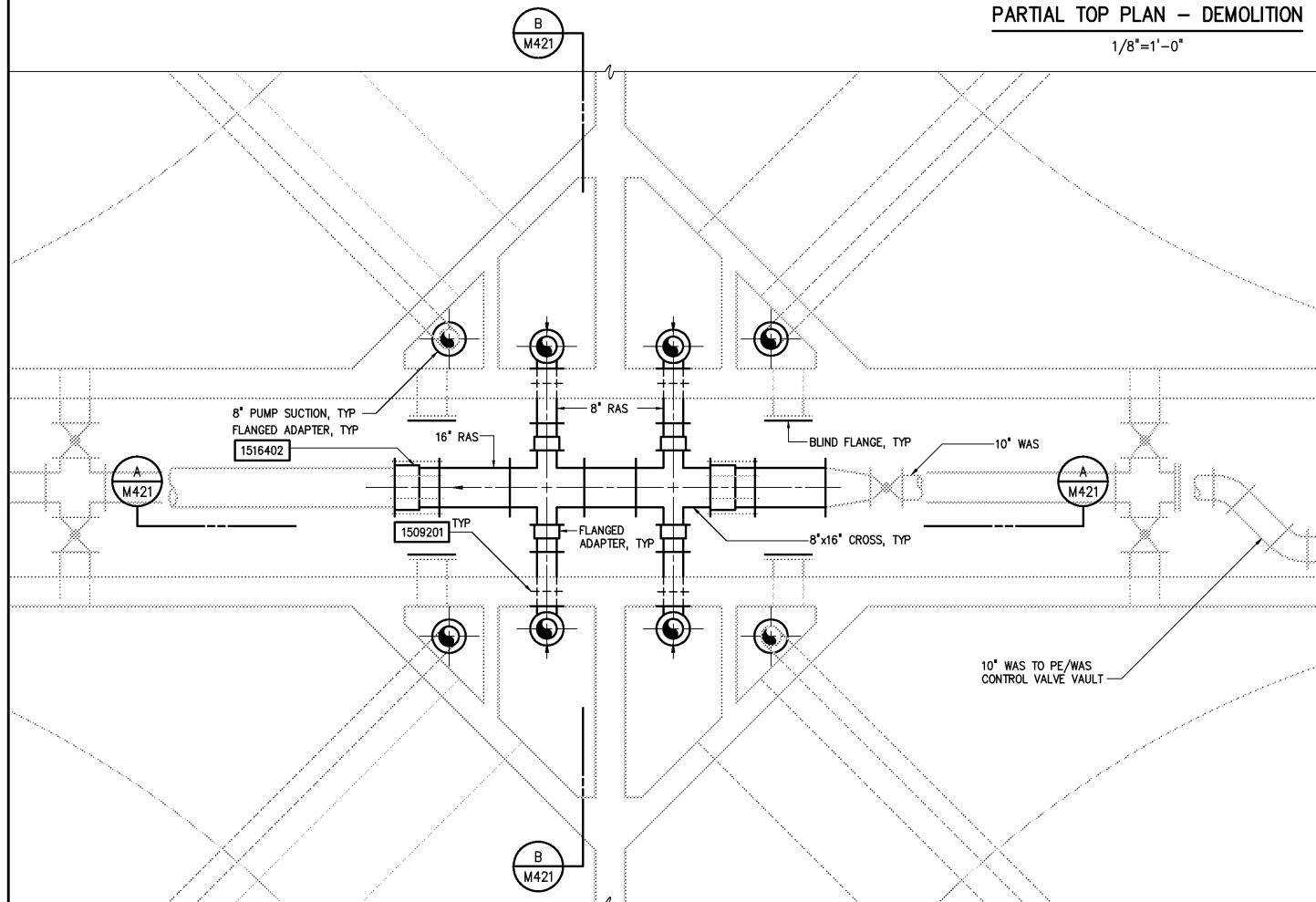
PARTIAL BOTTOM PLAN - DEMOLITION

1/8"=1'-0"



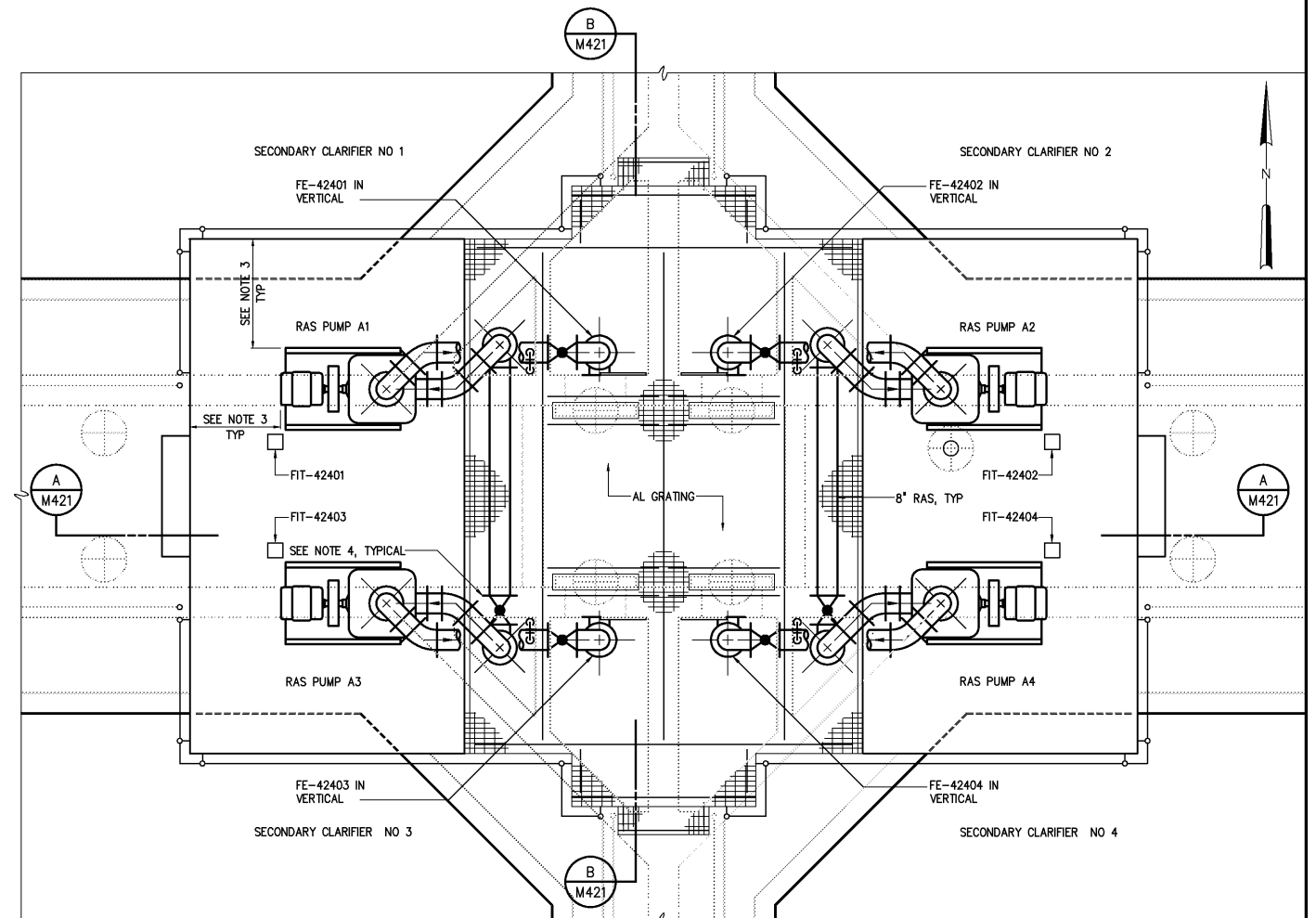
PARTIAL TOP PLAN - DEMOLITION

1/8"=1'-0"



PARTIAL BOTTOM PLAN

3/8"=1'-0"



PARTIAL TOP PLAN

3/8"=1'-0"

NOTES:

- 1 CONTRACTOR SHALL PIG SLUDGE SUCTION PIPING BETWEEN SLUDGE HOPPER IN CENTER OF CLARIFIER AND THE CONNECTION TO NEW PIPING FOR SECONDARY CLARIFIERS 1-4.
- 2 CONTRACTOR SHALL FURNISH AND INSTALL ALL PIPING AND APPURTENANCES AS REQUIRED TO CONNECT TO EXISTING PIPING.
- 3 CONTRACTOR SHALL COORDINATE FINAL DIMENSIONS OF CONCRETE PAD TO MAINTAIN MINIMUM CLEARANCES OF 2'-6" BASED ON DIMENSIONS OF FURNISHED PUMP.
- 4 PROVIDE OPENING IN GRATING TO OPERATE VALVE.

				DESIGNED	DAN
				DRAWN	RWB
				CHECKED	
3	AS BUILT	OCT 2007	RLT	PROJ. ENGR.	DAN
2	CONSTRUCTION	MAR 2004	RLT		
1	REGULATORY APPROVAL	NOV 2003	RLT		
NO.	ISSUED FOR	DATE	BY	APPROVED	

THIS DOCUMENT ORIGINALLY ISSUED FOR CONSTRUCTION AND SEALED BY ROBERT S. DIFIORE, SEAL NO. 22769

RECORD DRAWING

THIS DRAWING HAS BEEN MODIFIED TO REFLECT FIELD CHANGES REPORTED BY THE CONTRACTOR OR ANOTHER PARTY, BUT NOT VERIFIED BY THE CERTIFYING ENGINEER. THIS DOCUMENT ORIGINALLY ISSUED AND SEALED BY DAVID A. NAILOR, 025465. THIS MEDIA SHALL NOT BE CONSIDERED A CERTIFIED DOCUMENT.

THIS DOCUMENT ORIGINALLY ISSUED FOR CONSTRUCTION AND SEALED BY RONALD L. TAYLOR, SEAL NO. 024649

**HAZEN AND SAWYER**  
Environmental Engineers & Scientists  
4011 WestChase Blvd, Raleigh, North Carolina 27607

**CITY OF ROANOKE**  
VIRGINIA  
**REGIONAL WATER POLLUTION CONTROL PLANT**  
PROCESS TRAIN IMPROVEMENTS

**SECONDARY CLARIFIERS AND RAS PUMPING FACILITIES**  
**MECHANICAL**  
PARTIAL PLANS - SECONDARY CLARIFIER NOS 1-4

THE SCALE BAR SHOWN BELOW MEASURES ONE INCH LONG ON THE ORIGINAL DRAWING.	DATE	MARCH 2004
	H & S JOB NUMBER	30788B
	CONTRACT NUMBER	B
	DRAWING NUMBER	M420