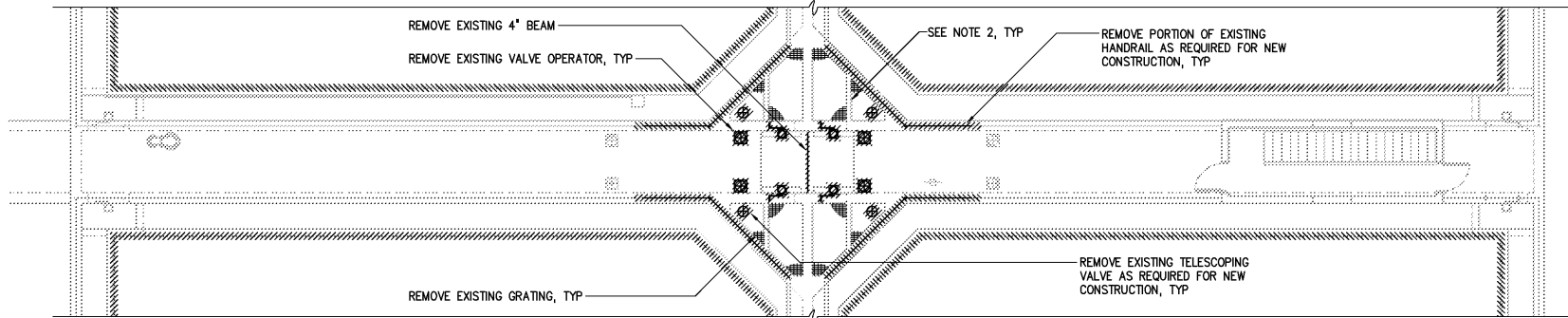


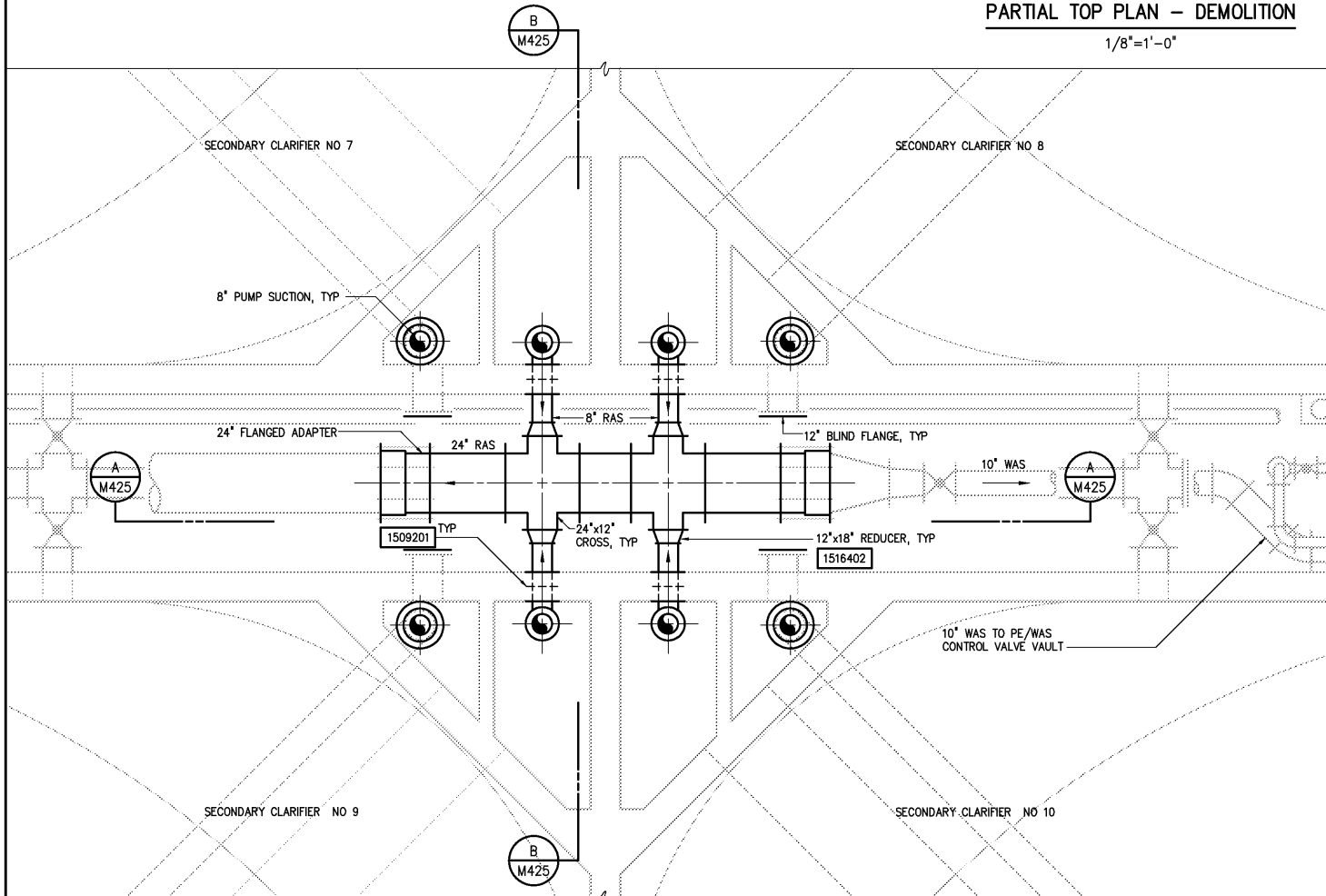
PARTIAL BOTTOM PLAN - DEMOLITION

1/8"=1'-0"



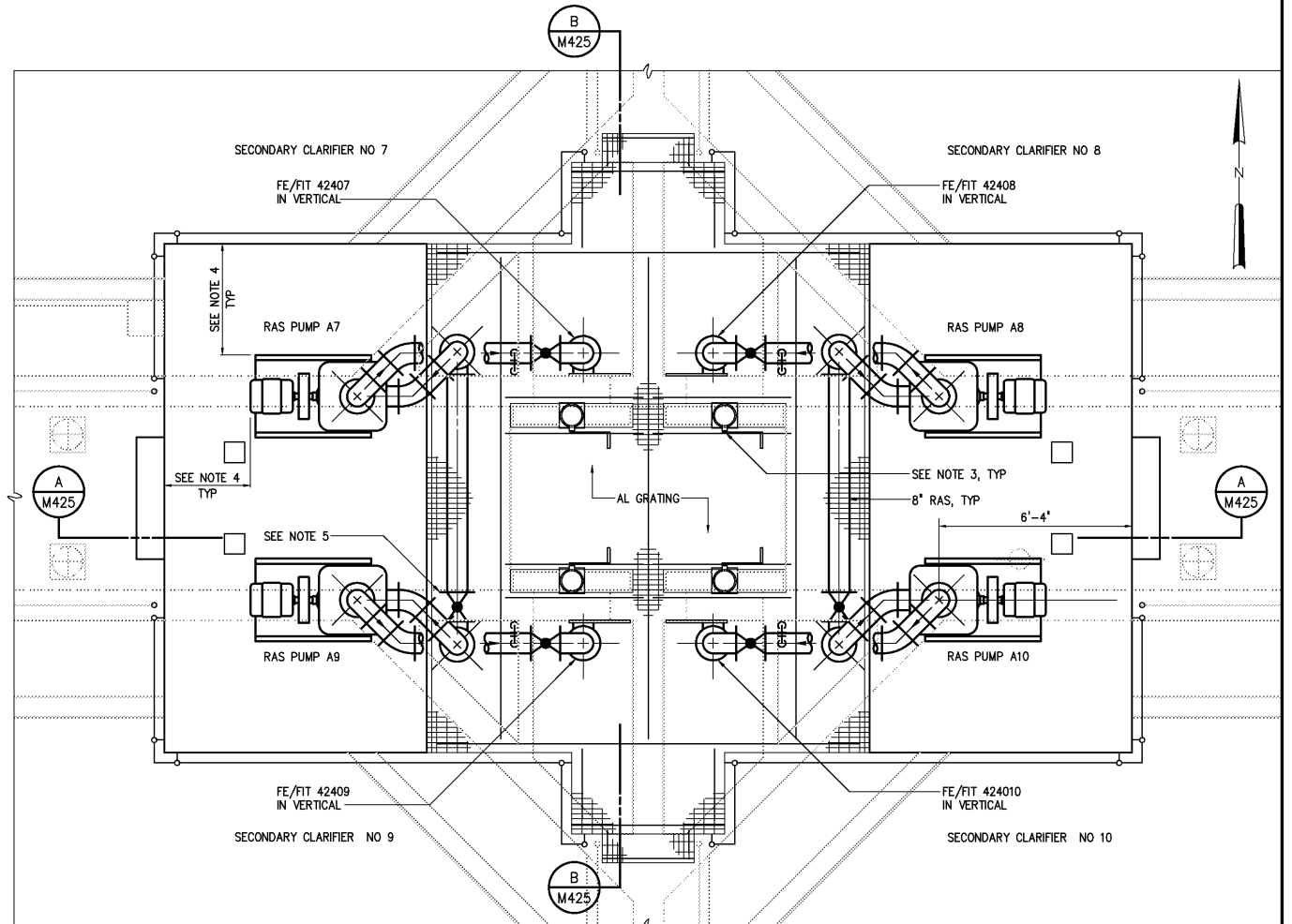
PARTIAL TOP PLAN - DEMOLITION

1/8"=1'-0"



PARTIAL BOTTOM PLAN

3/8"=1'-0"



PARTIAL TOP PLAN

3/8"=1'-0"

NOTES:

- 1 CONTRACTOR SHALL FURNISH AND INSTALL ALL PIPING AND APPURTENANCES AS REQUIRED TO CONNECT TO EXISTING PIPING.
- 2 CONTRACTOR MAY REMOVE PORTION OF WALL AS REQUIRED FOR PIPING MODIFICATIONS.
- 3 ROTATE EXISTING GATE OPERATORS AS REQUIRED.
- 4 CONTRACTOR SHALL COORDINATE FINAL DIMENSIONS OF CONCRETE PAD TO MAINTAIN MINIMUM CLEARANCES OF 2'-6" BASED ON DIMENSIONS OF FURNISHED PUMP.
- 5 PROVIDE OPENING IN GRATING TO OPERATE VALVE.

3	AS BUILT	OCT 2007	RLT
2	CONSTRUCTION	MAR 2004	RLT
1	REGULATORY APPROVAL	NOV 2003	RLT
NO.	ISSUED FOR	DATE	BY

DESIGNED	DAN
DRAWN	RWB
CHECKED	
PROJ. ENGR.	DAN
APPROVED	

THIS DOCUMENT ORIGINALLY ISSUED FOR CONSTRUCTION AND SEALED BY ROBERT S. DIFIORE, SEAL NO. 22769

THIS DOCUMENT ORIGINALLY ISSUED FOR CONSTRUCTION AND SEALED BY RONALD L. TAYLOR, SEAL NO. 024649

RECORD DRAWING

THIS DRAWING HAS BEEN MODIFIED TO REFLECT FIELD CHANGES REPORTED BY THE CONTRACTOR OR ANOTHER PARTY, BUT NOT VERIFIED BY THE CERTIFYING ENGINEER. THIS DOCUMENT ORIGINALLY ISSUED AND SEALED BY DAVID A. NAILOR, 025465. THIS MEDIA SHALL NOT BE CONSIDERED A PERMITTED DOCUMENT.

HAZEN AND SAWYER
Environmental Engineers & Scientists
4011 WestChase Blvd, Raleigh, North Carolina 27607

CITY OF ROANOKE
VIRGINIA
REGIONAL WATER POLLUTION CONTROL PLANT
PROCESS TRAIN IMPROVEMENTS

SECONDARY CLARIFIERS AND RAS PUMPING FACILITIES
MECHANICAL
PARTIAL PLANS - SECONDARY CLARIFIER NOS 7-10

THE SCALE BAR SHOWN BELOW MEASURES ONE INCH LONG ON THE ORIGINAL DRAWING.	DATE	MARCH 2004
	H & S JOB NUMBER	30788B
	CONTRACT NUMBER	B
	DRAWING NUMBER	M424