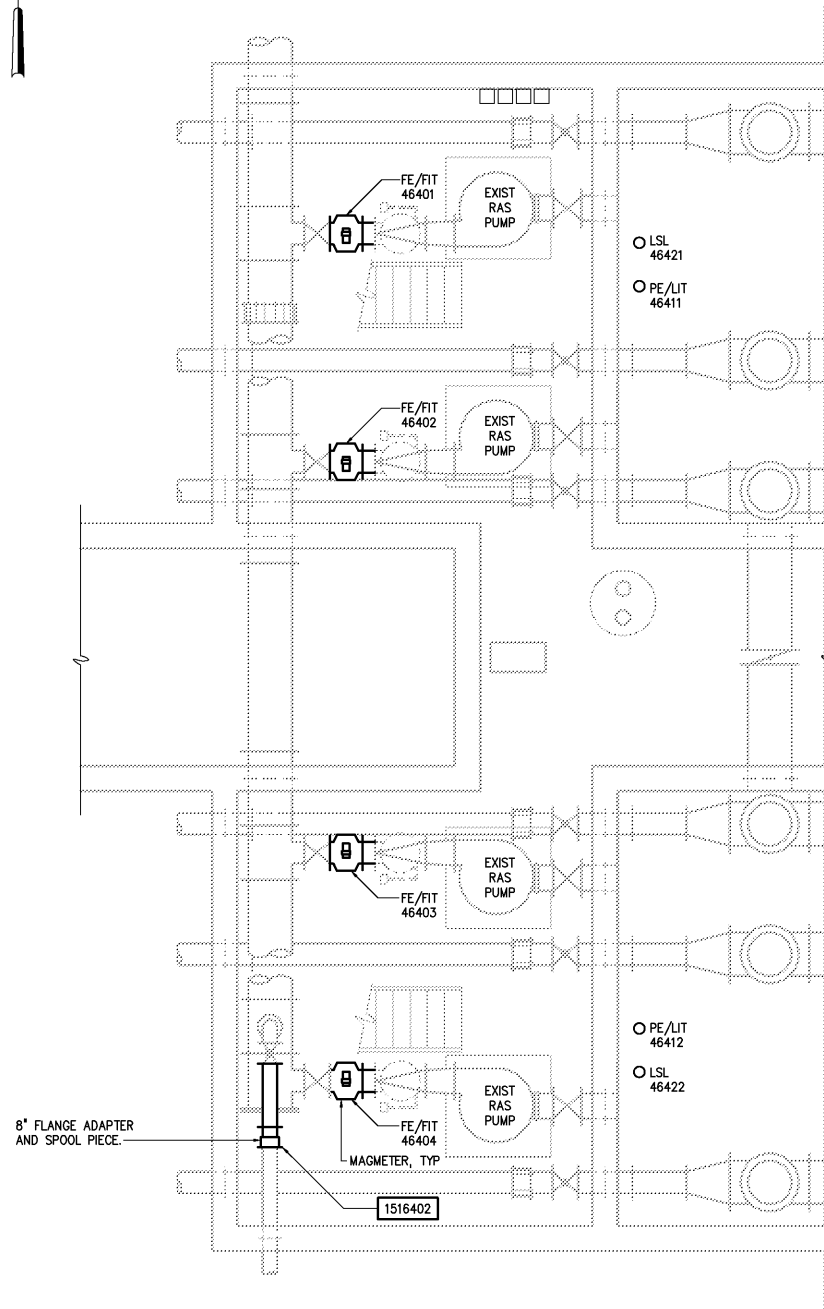
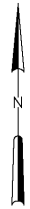
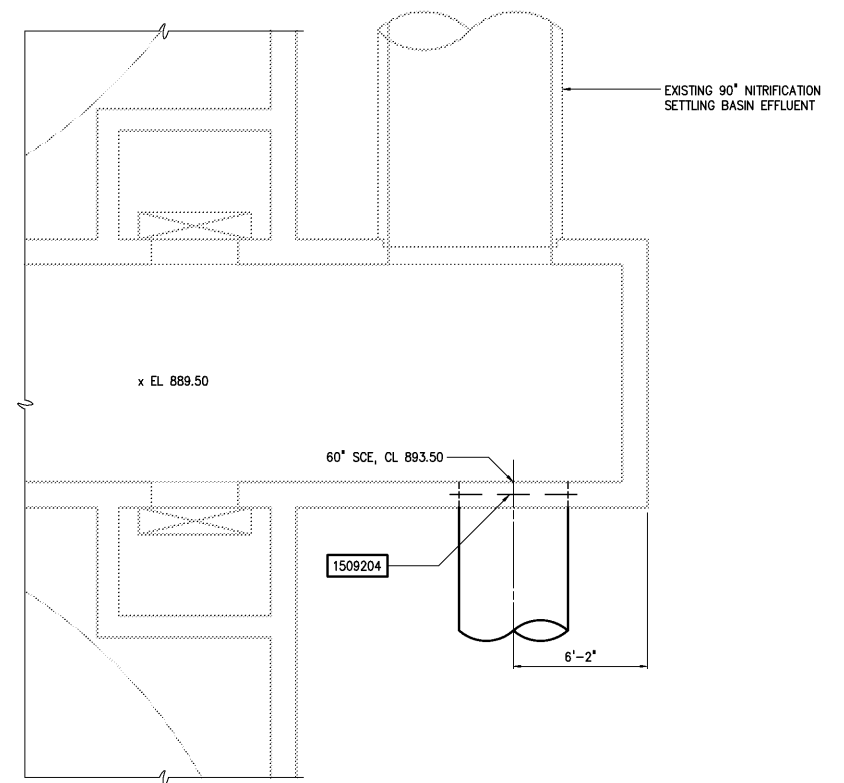
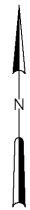


PARTIAL BOTTOM PLAN - DEMOLITION
1/4"=1'-0"



PARTIAL BOTTOM PLAN
1/4"=1'-0"



PARTIAL BOTTOM PLAN
1/4"=1'-0"

DESIGNED	DAN
DRAWN	BRC
CHECKED	
PROJ. ENGR.	H & S
DATE	BY
APPROVED	
NO.	ISSUED FOR
1	REGULATORY APPROVAL
2	CONSTRUCTION
3	AS BUILT
NO.	ISSUED FOR

THIS DOCUMENT ORIGINALLY ISSUED FOR CONSTRUCTION AND SEALED BY ROBERT S. DIFIORE, SEAL NO. 22769

RECORD DRAWING

THIS DRAWING HAS BEEN MODIFIED TO REFLECT FIELD CHANGES REPORTED BY THE CONTRACTOR OR ANOTHER PARTY, BUT NOT VERIFIED BY THE CERTIFYING ENGINEER. THIS DOCUMENT ORIGINALLY ISSUED AND SEALED BY DAVID A. NAILOR, 025465. THIS MEDIA SHALL NOT BE CONSIDERED A CERTIFIED DOCUMENT.

THIS DOCUMENT ORIGINALLY ISSUED FOR CONSTRUCTION AND SEALED BY RONALD L. TAYLOR, SEAL NO. 024649

HAZEN AND SAWYER
Environmental Engineers & Scientists
4011 WestChase Blvd, Raleigh, North Carolina 27607

CITY OF ROANOKE
VIRGINIA

REGIONAL WATER POLLUTION CONTROL PLANT
PROCESS TRAIN IMPROVEMENTS

SECONDARY CLARIFIERS NO 11-16 MODIFICATIONS
MECHANICAL
PARTIAL BOTTOM PLANS

THE SCALE BAR SHOWN BELOW MEASURES ONE INCH LONG ON THE ORIGINAL DRAWING.

DATE	MARCH 2004
H & S JOB NUMBER	30788B
CONTRACT NUMBER	B
DRAWING NUMBER	M461