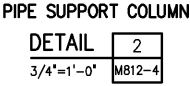
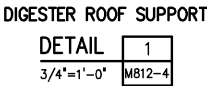
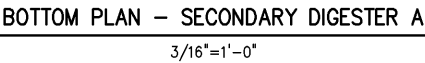


- 1 SLIDE GUIDE ASSEMBLIES NOT SHOWN.
- 2 COORDINATE ELEVATION OF TOP OF PIPE SUPPORT COLUMN WITH PIPING LAYOUT.



				DESIGNED	CMB/HGM
				DRAWN	HGM
				CHECKED	
3	AS BUILT	OCT 2007	RLT	PROJ. ENGR.	DAN
2	CONSTRUCTION	MAR 2004	RLT		
1	REGULATORY APPROVAL	NOV 2003	RLT		
NO.	ISSUED FOR	DATE	BY	APPROVED	

THIS DOCUMENT ORIGINALLY ISSUED  
FOR CONSTRUCTION AND SEALED BY  
ROBERT S. DIFIORE, SEAL NO. 22769

THIS DOCUMENT ORIGINALLY ISSUED  
FOR CONSTRUCTION AND SEALED BY  
RONALD L. TAYLOR, SEAL NO. 024649

THIS DRAWING HAS BEEN MODIFIED TO REFLECT FIELD CHANGES REPORTED BY THE CONTRACTOR OR ANOTHER PARTY, BUT NOT VERIFIED BY THE CERTIFYING ENGINEER. THIS DOCUMENT ORIGINALLY ISSUED AND SEALED BY CHARLES M. BULLARD, SEAL NUMBER 036668. THIS MEDIA SHALL NOT BE CONSIDERED A CERTIFIED DOCUMENT.

**HAZEN AND SAWYER**  
Environmental Engineers & Scientists  
4011 WestChase Blvd, Raleigh, North Carolina 27607

## REGIONAL WATER POLLUTION CONTROL PLANT PROCESS TRAIN IMPROVEMENTS

DIGESTER MODIFICATIONS  
MECHANICAL  
BOTTOM PLAN  
SECONDARY DIGESTER A

THE SCALE BAR SHOWN BELOW MEASURES ONE INCH LONG ON THE ORIGINAL DRAWING.

DATE		MARCH 2004	
H & S JOB NUMBER		30788B	
CONTRACT NUMBER		DRAWING NUMBER	
B		M812-4	