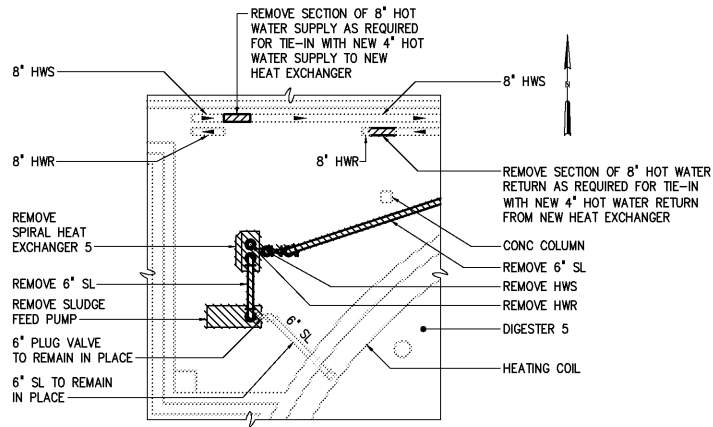
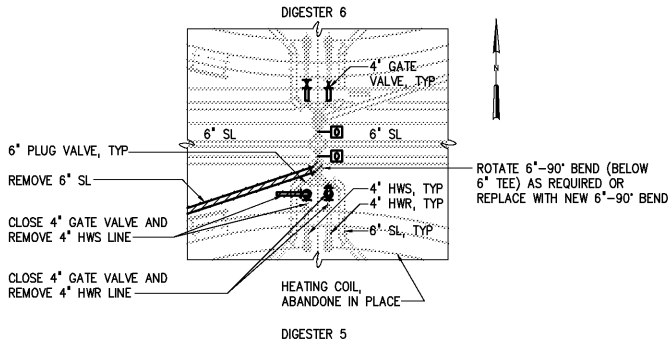


- NOTES:
- SEE NOTES 1 THROUGH 4 ON M812
 - LOCATION OF TE/TIT-80425 SHALL BE THE SAME AS SHOWN FOR TE/TIT-80424 ON SECTION E/M813



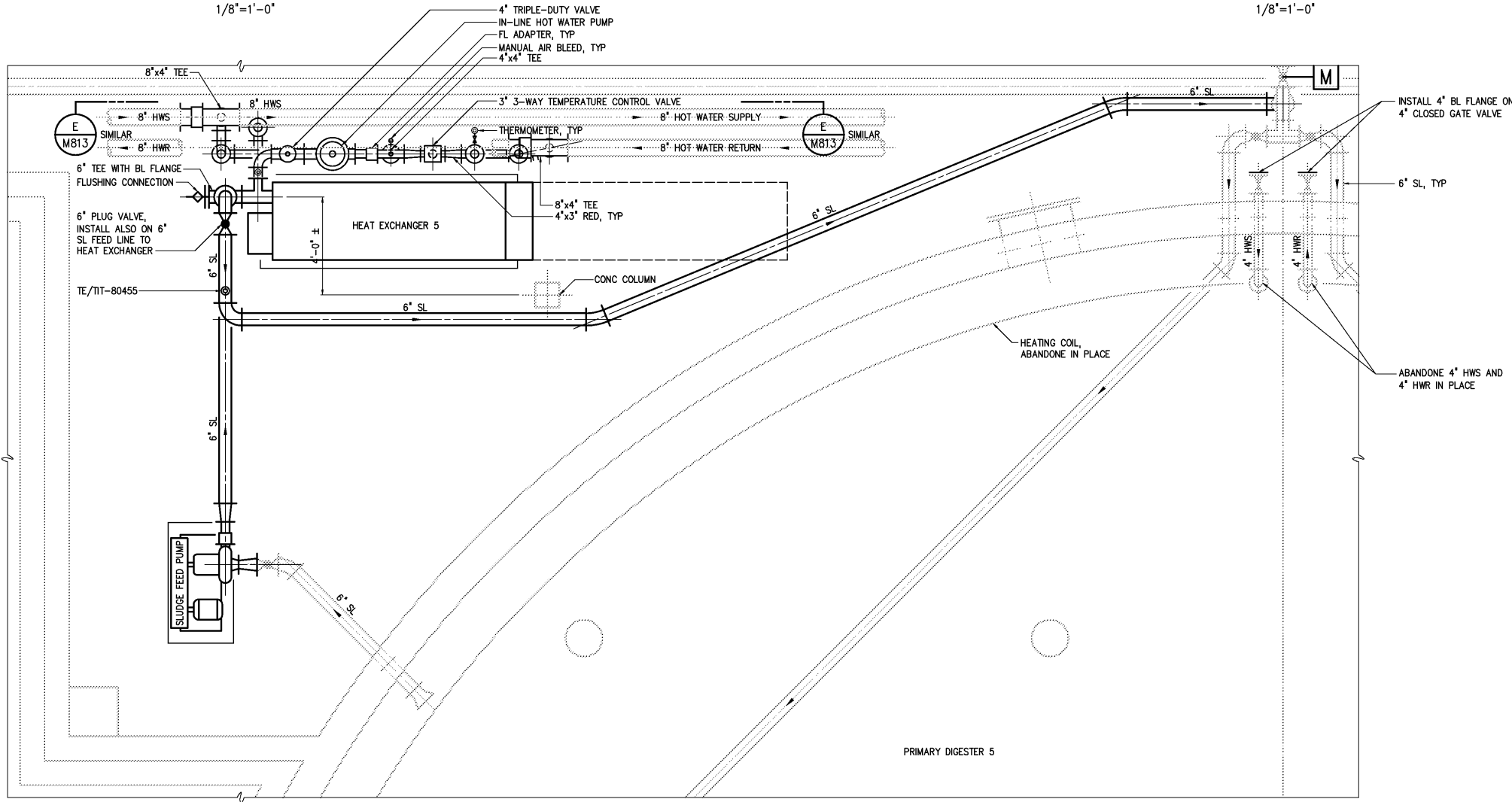
DEMOLITION PLAN
SPIRAL HEAT EXCHANGER 5

1/8"=1'-0"



DEMOLITION PLAN
PIPE GALLERY AT DIGESTERS 5 AND 6

1/8"=1'-0"



PLAN - SPIRAL HEAT EXCHANGER 5

3/8"=1'-0"

				DESIGNED	CMB/HGM
				DRAWN	HGM
				CHECKED	
3	AS BUILT	OCT 2007	RLT	PROJ. ENGR.	DAN
2	CONSTRUCTION	MAR 2004	RLT		
1	REGULATORY APPROVAL	NOV 2003	RLT		
NO.	ISSUED FOR	DATE	BY	APPROVED	

THIS DOCUMENT ORIGINALLY ISSUED
FOR CONSTRUCTION AND SEALED BY
ROBERT S. DIFIORE, SEAL NO. 22769

RECORD DRAWING

THIS DRAWING HAS BEEN MODIFIED TO REFLECT FIELD
CHANGES REPORTED BY THE CONTRACTOR OR ANOTHER
PARTY, BUT NOT VERIFIED BY THE CERTIFYING ENGINEER.
THIS DOCUMENT ORIGINALLY ISSUED AND SEALED BY
CHARLES M. BULLARD, SEAL NUMBER 036668. THIS MEDIA
SHALL NOT BE CONSIDERED A CERTIFIED DOCUMENT.

THIS DOCUMENT ORIGINALLY ISSUED
FOR CONSTRUCTION AND SEALED BY
RONALD L. TAYLOR, SEAL NO. 024649

HAZEN AND SAWYER
Environmental Engineers & Scientists
4011 WestChase Blvd, Raleigh, North Carolina 27607

CITY OF ROANOKE
VIRGINIA

REGIONAL WATER POLLUTION CONTROL PLANT
PROCESS TRAIN IMPROVEMENTS

DIGESTER MODIFICATIONS
MECHANICAL
PLANS AND SECTIONS - PIPE GALLERY
AT DIGESTERS 5 AND 6

THE SCALE BAR
SHOWN BELOW
MEASURES ONE
INCH LONG ON
THE ORIGINAL
DRAWING.

DATE	MARCH 2004
H & S JOB NUMBER	30788B
CONTRACT NUMBER	B
DRAWING NUMBER	M815-CC