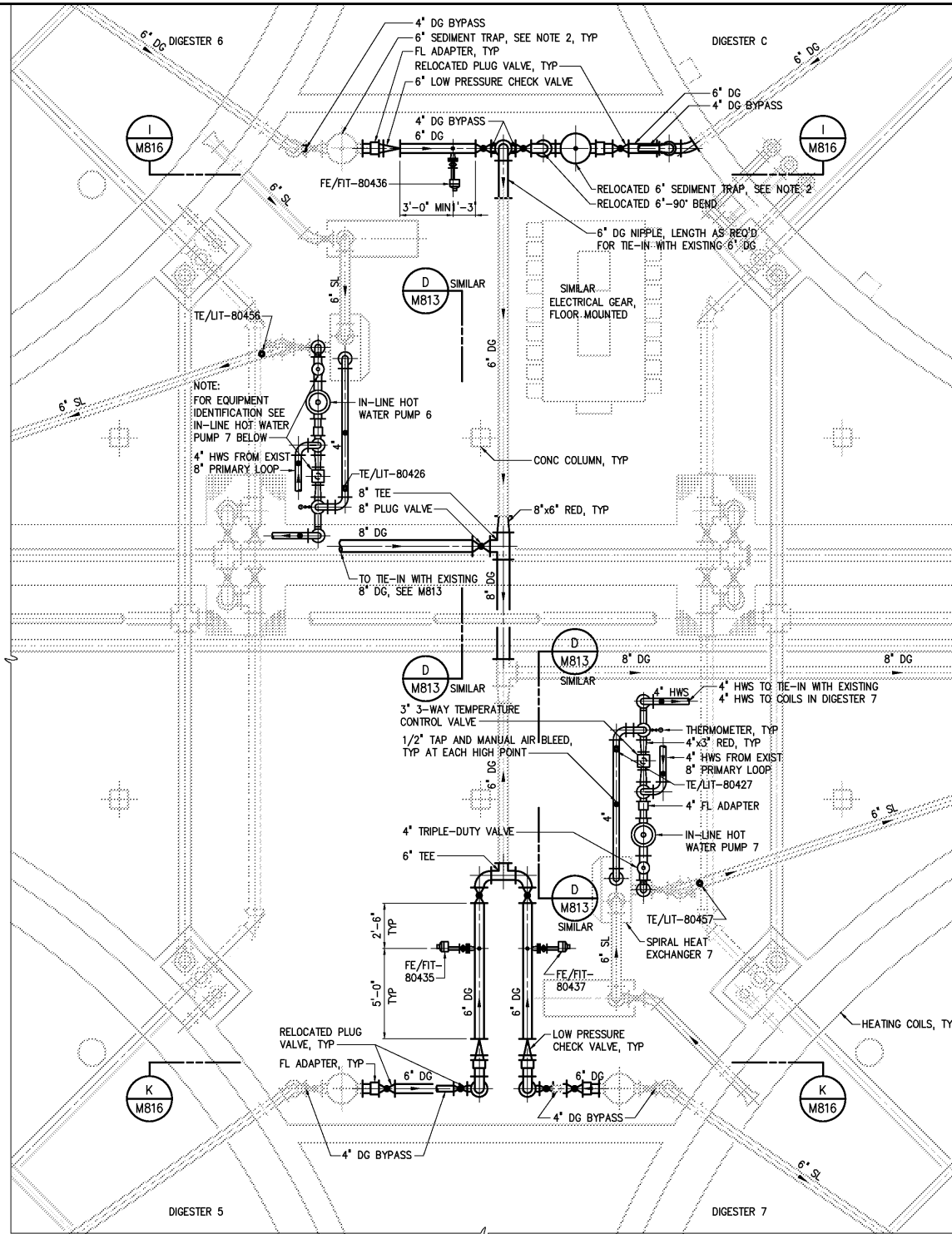


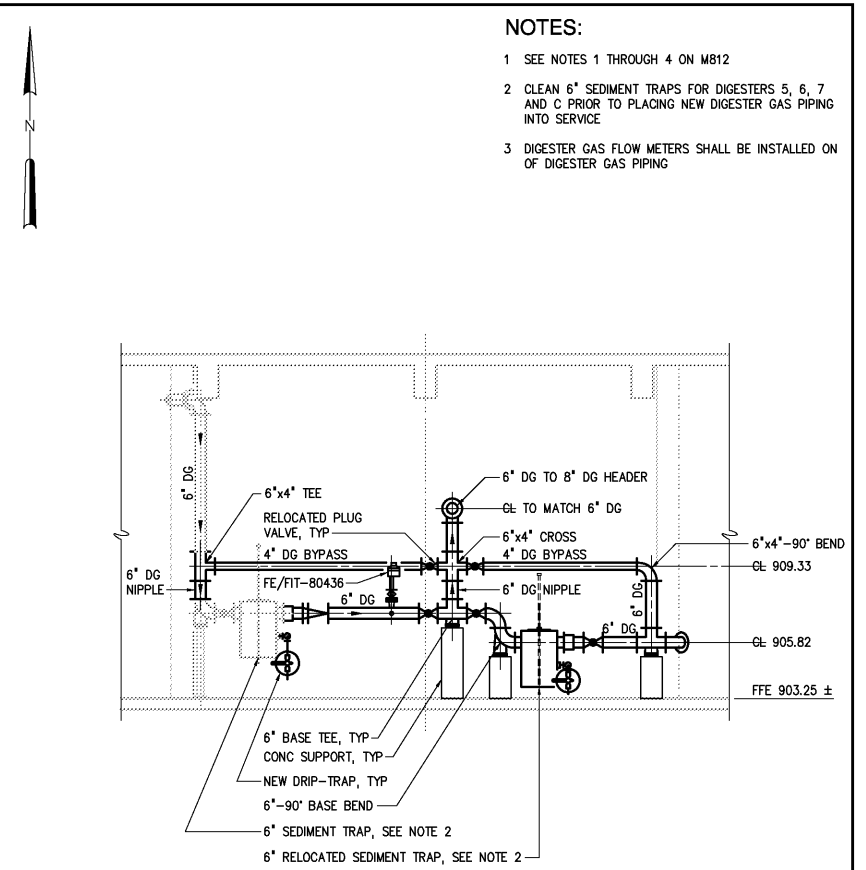
DEMOLITION PLAN – DG AND HOT WATER PIPING AT DIGESTERS 5, 6, 7 AND C

1/8"=1'-0"



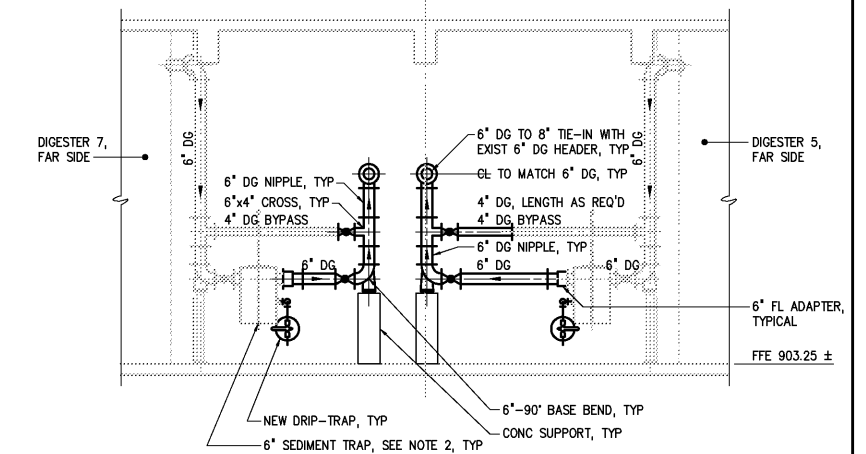
PLAN – DG AND HOT WATER PIPING AT DIGESTERS 5, 6, 7 AND C

1/4"=1'-0"



PIPE GALLERY
AT DIGESTERS 6 AND C

SECTION I
3/8"=1'-0" M816



PIPE GALLERY
AT DIGESTERS 5 AND 7

SECTION K
3/8"=1'-0" M816

DESIGNED	CMB/HGM
DRAWN	HGM
CHECKED	
PROJ. ENGR.	DAN
NO.	ISSUED FOR
DATE	BY
APPROVED	

THIS DOCUMENT ORIGINALLY ISSUED FOR CONSTRUCTION AND SEALED BY ROBERT S. DIFIORE, SEAL NO. 22769

THIS DOCUMENT ORIGINALLY ISSUED FOR CONSTRUCTION AND SEALED BY RONALD L. TAYLOR, SEAL NO. 024649

RECORD DRAWING

THIS DRAWING HAS BEEN MODIFIED TO REFLECT FIELD CHANGES REPORTED BY THE CONTRACTOR OR ANOTHER PARTY, BUT NOT VERIFIED BY THE CERTIFYING ENGINEER. THIS DOCUMENT ORIGINALLY ISSUED AND SEALED BY CHARLES M. BULLARD, SEAL NUMBER 036668. THIS MEDIA SHALL NOT BE CONSIDERED A CERTIFIED DOCUMENT.

Hazen and Sawyer
Environmental Engineers & Scientists
4011 WestChase Blvd, Raleigh, North Carolina 27607

CITY OF ROANOKE
VIRGINIA
REGIONAL WATER POLLUTION CONTROL PLANT
PROCESS TRAIN IMPROVEMENTS

DIGESTER MODIFICATIONS
MECHANICAL
PLANS AND SECTIONS - DG AND HOT WATER
PIPING AT DIGESTERS 5, 6, 7 AND C

THE SCALE BAR SHOWN BELOW MEASURES ONE INCH LONG ON THE ORIGINAL DRAWING.	DATE	MARCH 2004
	H & S JOB NUMBER	30788B
	CONTRACT NUMBER	B
	DRAWING NUMBER	M816