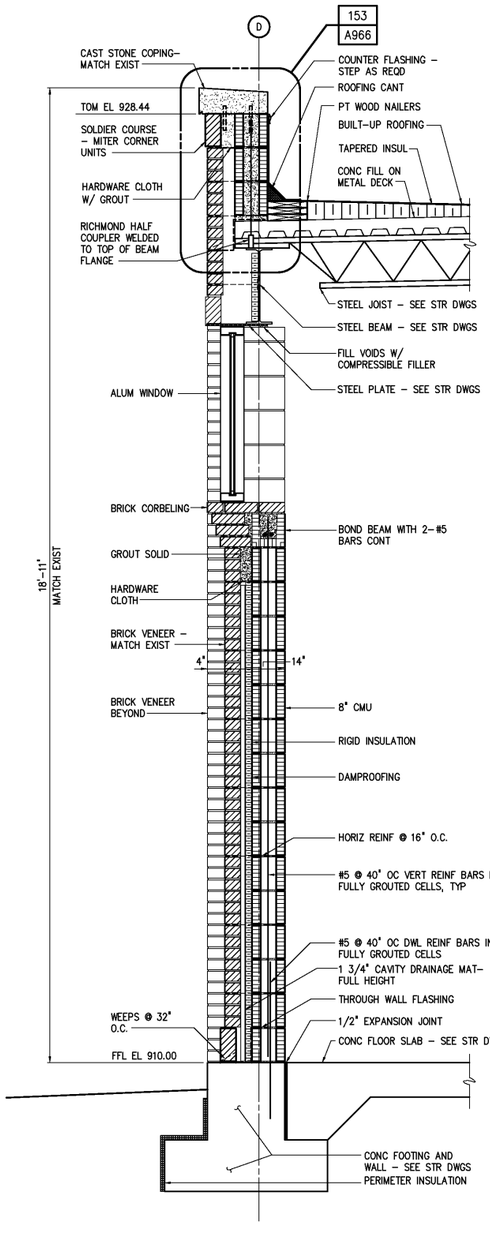

SECTION BB A963
3/4"=1'–0"

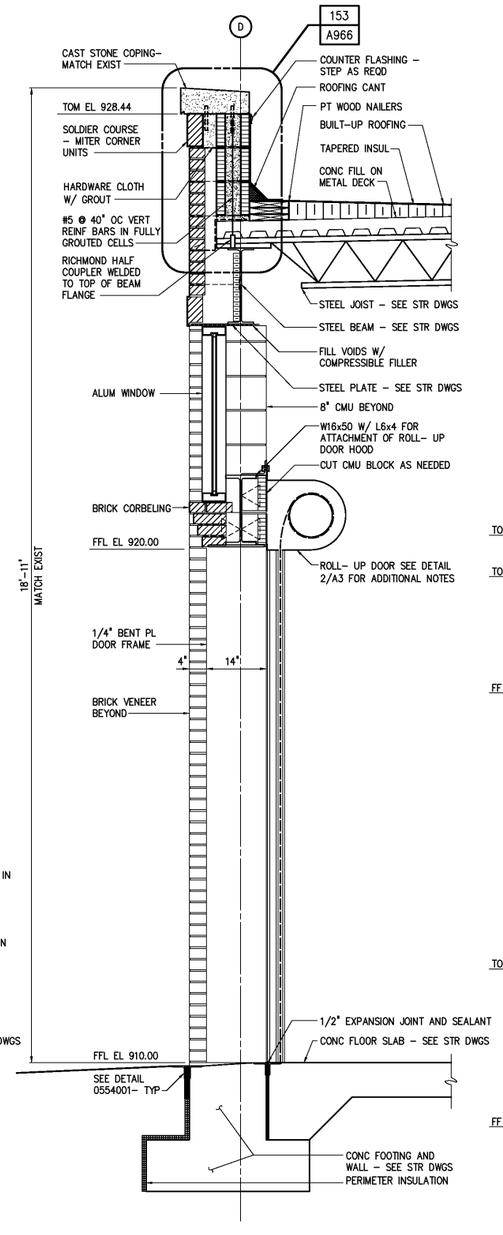

SECTION CC A963
3/4"=1'–0"

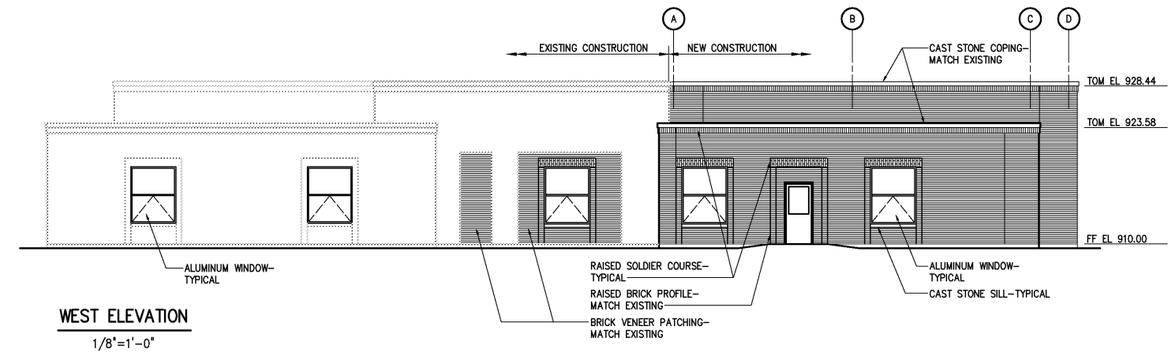

WEST ELEVATION
1/8"=1'–0"

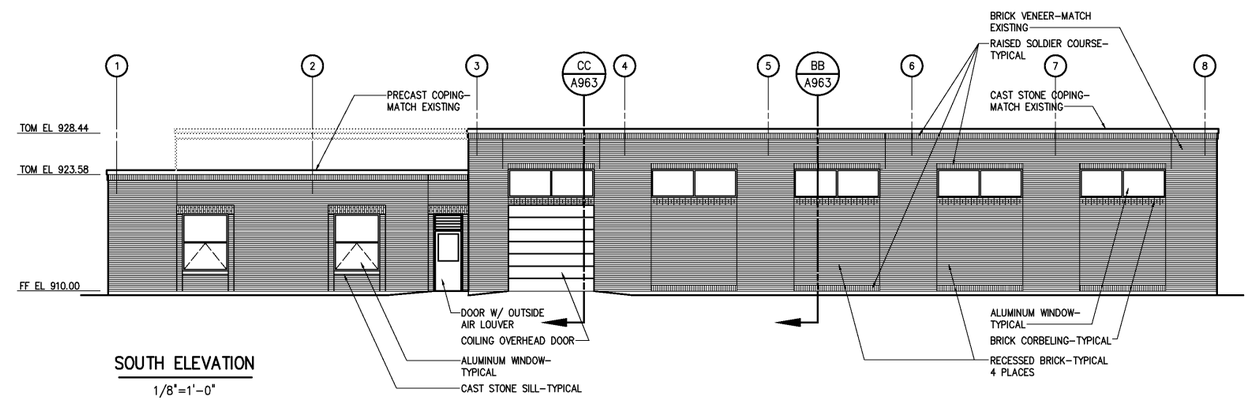

SOUTH ELEVATION
1/8"=1'–0"

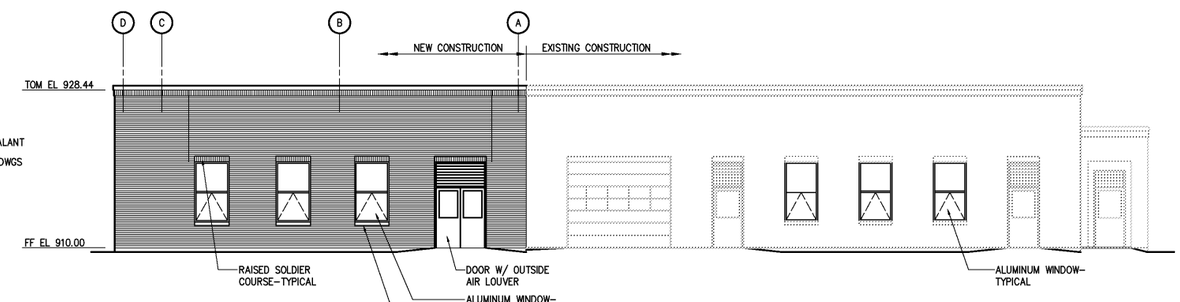

EAST ELEVATION
1/8"=1'–0"

NO.	ISSUED FOR	DATE	BY
3	RECORD DRAWING	JAN 2006	RLT
2	CONSTRUCTION	JAN 2004	RLT
1	REGULATORY APPROVAL	NOV 2003	RLT

DESIGNED WHR
DRAWN ALB
CHECKED
PROJ. ENGR. DAN
APPROVED

THIS DOCUMENT ORIGINALLY ISSUED FOR CONSTRUCTION AND SEALED BY ROBERT S. DIFIORE, SEAL NO. 22769

THIS DOCUMENT ORIGINALLY ISSUED FOR CONSTRUCTION AND SEALED BY RONALD L. TAYLOR, SEAL NO. 024649

RECORD DRAWING

THIS DRAWING HAS BEEN MODIFIED TO REFLECT FIELD CHANGES REPORTED BY THE CONTRACTOR OR ANOTHER PARTY, BUT NOT VERIFIED BY THE CERTIFYING ENGINEER. THIS DOCUMENT ORIGINALLY ISSUED AND SEALED BY WILLIAM H. RUSSELL, SEAL NUMBER 008532. THIS MEDIA SHALL NOT BE CONSIDERED A CERTIFIED DOCUMENT.

HAZEN AND SAWYER
Environmental Engineers & Scientists
4011 WestChase Blvd, Raleigh, North Carolina 27607

CITY OF ROANOKE
VIRGINIA

REGIONAL WATER POLLUTION CONTROL PLANT
PROCESS TRAIN IMPROVEMENTS

MAINTENANCE BUILDING MODIFICATIONS
ARCHITECTURAL
ELEVATIONS

THE SCALE BAR SHOWN BELOW MEASURES ONE INCH LONG ON THE ORIGINAL DRAWING.

DATE JANUARY 2004
H & S JOB NUMBER 30788C
CONTRACT NUMBER C
DRAWING NUMBER A963

PLOT DATE 12/30/03 6:40pm FILE= H:\30788\30788C\ARCH\a963 by DWALDROP XREF=30788c\misc\30786b, 960\mb-a-pt, 960\mb-pp-a, 960\mb-el-a, 960\mb-el-a, 960\MB-EL-N, 960\mb-a-ao6, 960\mb-a-st0,