Bill Powers-

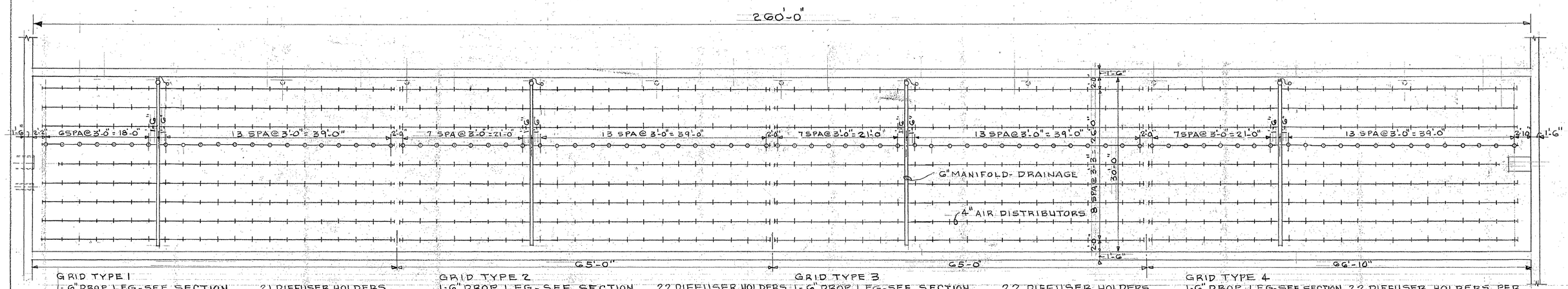

GRID TYPE 1
1- 6" DROP LEG - SEE SECTION
1- 6" MANIFOLD - DRAINAGE
9- 4" AIR DISTRIBUTORS
21 DIFFUSER HOLDERS PER DISTRIBUTOR (LESS 1)
187 DIFFUSER HOLDERS

GRID TYPE 2
1- 6" DROP LEG - SEE SECTION
1- 6" MANIFOLD - DRAINAGE
9- 4" AIR DISTRIBUTORS
22 DIFFUSER HOLDERS PER DISTRIBUTOR
198 DIFFUSER HOLDERS.

GRID TYPE 3
1- 6" DROP LEG - SEE SECTION
1- 6" MANIFOLD - DRAINAGE
9- 4" AIR DISTRIBUTORS
22 DIFFUSER HOLDERS PER DISTRIBUTOR
198 DIFFUSER HOLDERS

GRID TYPE 4
1- 6" DROP LEG - SEE SECTION.
1- 6" MANIFOLD - DRAINAGE
9- 4" AIR DISTRIBUTORS
22 DIFFUSER HOLDERS PER DISTRIBUTOR (LESS ONE).
197 DIFFUSER HOLDERS.

PLAN OF AERATION BASINS 7 & 9

SCALE: 1/8" = 1'-0"

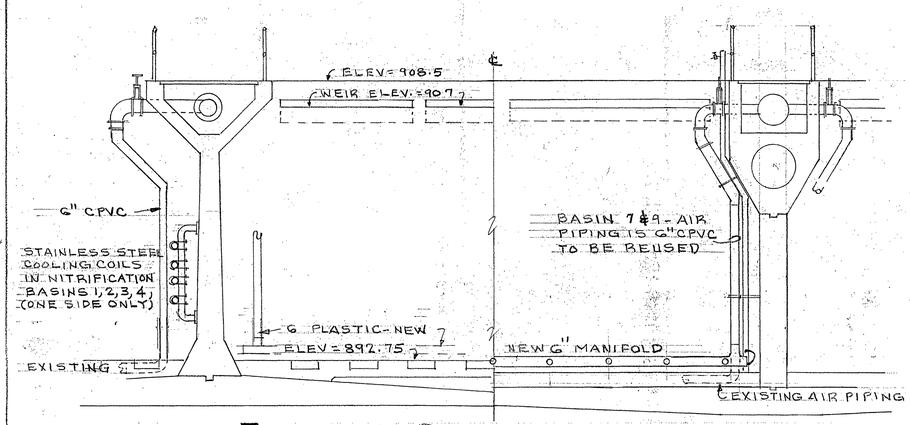

TYPICAL SECTION

SCALE: 1/4" = 1'-0"

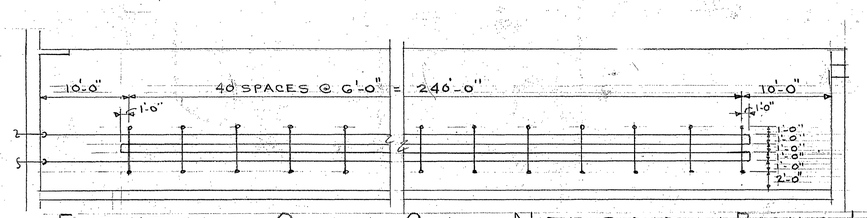

ELEVATION OF COOLING COILS - NITRIFICATION BASINS 1,2,3 & 4

NOT TO SCALE

COILS ON ONE LONG AXIS SIDE OF BASINS - 4 THU'S REQUIRED.
ALL PIPE SHALL BE 3" SCHEDULE 40 TYPE 304 STAINLESS STEEL.
REMOVE EXISTING PIPING & SUPPORT BRACKETS & REPLACE.

DATE	REV.	DESCRIPTION	BY

Charles M Yeffing — CITY ENGINEER

ALTERATIONS & ADDITIONS
WATER POLLUTION CONTROL PLANT
AERATION BASINS 7 & 9 &
NITRIFICATION 1,2,3 & 4
1402 BENNINGTON ST. S.E.
ROANOKE, VIRGINIA

OFFICE OF CITY ENGINEER
MUNICIPAL BUILDING, ROOM 350
215 CHURCH AVENUE, S.W.
ROANOKE, VIRGINIA 24011

DRAWN: L.B.C.
CHECKED:
APPROVED:
DATE: 9-7-93
PLAN NO. 19-93A
SHEET 1 OF 2.